



This is the 4th affidavit
of Murray Krahn in this case
and was made on 16/March/2015

No. C965349
Vancouver Registry

In the Supreme Court of British Columbia

Between:

ANITA ENDEAN, AS REPRESENTATIVE PLAINTIFF

Plaintiff

and:

**THE CANADIAN RED CROSS SOCIETY
HER MAJESTY THE QUEEN IN RIGHT OF THE
PROVINCE OF BRITISH COLUMBIA, AND THE
ATTORNEY GENERAL OF CANADA**

Defendants

and:

**PRINCE GEORGE REGIONAL HOSPITAL, DR. WILLIAM
GALLIFORD, DR. ROBERT HART DYKES, DR. PETER
HOUGHTON, DR. JOHN DOE, HER MAJESTY THE
QUEEN IN RIGHT OF CANADA, AND HER MAJESTY
THE QUEEN IN RIGHT OF THE PROVINCE OF BRITISH
COLUMBIA**

Third Parties

Proceeding under the *Class Proceedings Act*, R.S.B.C. 1996, C. 50

AFFIDAVIT

1. I, Murray Krahn, MD MSc FRCPC, of the Department of Medicine and Faculty of Pharmacy, University of Toronto, located at The Toronto General Hospital, EN14-207, 200 Elizabeth Street, Toronto, Ontario, M5G 2C4, Canada, MAKE OATH AND SAY:

2. I am Director of the Toronto Health Economics and Technology Assessment Collaborative of the Department of Medicine and Faculty of Pharmacy of the University of Toronto.

3. I am also the senior member of what is known as the medical model working group ("MMWG"). While the composition of the MMWG has changed over time, I have been involved since its inception in 2002. The MMWG has provided medical modeling expert advice and reports to the Joint Committee of the 1986-1990 Hepatitis Settlement Agreement for the purposes of the triennial fund sufficiency reviews under that settlement agreement. For the most recent financial sufficiency review triggered at December 31, 2013, the MMWG prepared a report entitled "Estimating the Prognosis of Canadians Infected with the Hepatitis C Virus Through The Blood Supply, 1986-1990 - The Fifth Revision of Hepatitis C Prognostic Model Based on the Post-Transfusion Hepatitis C Compensation Claimant Cohort". A copy of that report is attached as Exhibit "A".

4. The other members of the MMWG who participated in the preparation of this report are Dr. Wendong Chen of the Toronto Health Economics and Technology Assessment Collaborative of the Department of Medicine and Faculty of Pharmacy of the University of Toronto, Dr. Qilong Yi of Canadian Blood Services and the University of Ottawa Faculty of Medicine, Epidemiology and Community Medicine and Dr. William Wong of the Toronto Health Economics and Technology Assessment Collaborative of the Department of Medicine and Faculty of Pharmacy of the University of Toronto. Dr. Wendong Chen did significant portions of the data review, medical literature review and rewriting of the report for this revision. Dr. Yi did significant portions of the data analysis and review. I oversaw the MMWG and reviewed the report before it was issued.

5. I certify that the members of the MMWG are aware that our duties are:

6. to provide opinion evidence that is fair, objective and non-partisan and related only to matters within our area of expertise; and


7. to assist the courts and provide such additional assistance as the courts may reasonably require to determine a matter in issue.

8. Members of the MMWG are aware that the foregoing duties prevail over any obligation we may owe to any party on whose behalf we are engaged and we are aware that we are not to be advocates for any party. I confirm that the report conforms with the above-noted duties. I

further confirm that if called upon to give oral or written testimony, I or the other members of the MMWG will give such testimony in conformity with these duties.

9. My curriculum vitae is attached as Exhibit "B". The curricula vitae of Drs. Chen, Yi and Wong are attached, respectively, as Exhibits "C", "D" and "E".


SWORN (OR AFFIRMED) BEFORE ME
at Toronto, Ontario, on 16/March/2015.


A Notary Public or Commissioner for
taking Affidavits in Ontario



MURRAY KRAHN

This is Exhibit "A" referred to in the
Affidavit of Murray Krahn
sworn before me,
this 16th day of March, 2015



A COMMISSIONER FOR TAKING AFFIDAVITS

Estimating the Prognosis of Canadians Infected With the Hepatitis C Virus
through the Blood Supply, 1986-1990

The Fifth Revision of Hepatitis C Prognostic Model Based on the Post-Transfusion
Hepatitis C Compensation Claimant Cohort

September 2014

Wendong Chen MD PhD
Qilong Yi MD MSc PhD
William Wong PhD
Murray Krahn MD MSc FRCPC

Corresponding author address:
Murray Krahn MD MSc FRCPC
144 College Street, Rm 600,
Toronto ON
M5S 3M2
Tel: 416 978 6608 (Pharmacy);
416 340 4155 (Toronto General);
Fax: 416 946 3719 Pharmacy;
Email: murray.krahn@theta.utoronto.ca

Table of Contents

<i>Table of Contents</i>	2
<i>List of Abbreviations</i>	2

List of Abbreviations

AE, adverse event

CASL, Canadian Association for the Study of the Liver

CHC, chronic hepatitis C

CI, confidence interval

HCC, hepatocellular carcinoma

HCV, hepatitis C virus

HIV, human immunodeficiency virus

MMLE, Markov maximum likelihood estimation

PEG-IFN, pegylated interferon

RBV, ribavirin

RNA, ribonucleic acid

RR, risk ratio/relative risk

SD, standard deviation

SE, standard error

SVC, spontaneous viral clearance

SVR, sustained viral response

US FDA, United States Food and Drug Administration

MMWG, medical model working group

Executive Summary

The hepatitis C virus (HCV) is one of the most common causes of liver disease in Canada. Prior to the availability of serologic testing for the presence of hepatitis C in 1990, blood transfusion and the use of blood products were the main sources of HCV infection. Between 1986 and 1990, surrogate marker testing was employed to screen blood donors in the United States to prevent the transmission of viral hepatitis in the general population. However, this practice was not conducted in Canada and as a result many Canadians likely acquired HCV through blood transfusion or blood products during this timeframe. On March 27, 1998 Canadian federal, provincial, and territorial governments announced an offer of financial assistance to individuals who acquired HCV through the blood system between January 1, 1986 and July 1, 1990. In 1999, court orders in British Columbia, Ontario and Québec were obtained approving a settlement agreement which established a compensation fund of approximately \$1.1 billion for those Canadians who acquired HCV through blood transfusion or blood products between January 1, 1986 and July 1, 1990.

In order to assist with planning for future compensation, a working group was formed in November of 1998 to provide the best possible estimates for the prognosis of transfusion-acquired HCV claimants who met compensation requirements. A Markov state-transition model, developed to simulate the long-term liver-related health outcomes of compensation claimants, provided data needed for an actuarial model used in future compensation fund estimations. The compensation agreement between governments and plaintiffs requires fund estimates to be reviewed every three years as the accuracy of previous predictions may be substantially affected by newly approved compensation claimants, new antiviral treatments, and updates in the natural

history of HCV. The original HCV prognostic model which simulated approved compensation claimants has undergone a total of five subsequent revisions including the current iteration documented in this current report. The first revision was conducted in 2002 by a working group consisting of five members (Murray Krahn, Jenny Heathcote, Linda Scully, Peter Wang, and Qilong Yi). That revision explicitly linked compensation levels with the stage of liver fibrosis in 2,466 approved compensation claimants. The second revision was conducted in 2005 and one new member (Morris Sherman) was added to the working group. The second revision utilized Markov maximum likelihood estimation (MMLE) to determine stage-specific transition probabilities that were applied to the HCV prognostic model to predict liver-related complications and mortality in 4,530 approved claimants. Also included in the second revision of the HCV prognostic model was a survey of treatment patterns in Canadian hepatologists. That survey incorporated treatment data related to use of the combination of pegylated interferon (PEG-IFN) and ribavirin (RBV) therapy which has since replaced conventional interferon-based therapies. The third revision was conducted in 2007 by a working group consisting of three members (Murray Krahn, Qilong Yi, and Hla-Hla Thein). That revision primarily updated baseline information of 5,004 approved compensation claimants and included a more comprehensive meta-analysis to estimate stage-specific transition probabilities. The fourth revision was conducted in 2010 by the same working group as the third revision. That revision maintained the same objectives as before and modified the model structure to include information regarding the transition from hepatocellular carcinoma (HCC) to liver transplantation as well as adopting treatment patterns derived from the claimant cohort.

Since the fourth revision, several new and highly effective antiviral regimens have been developed, some of which are currently available in Canada. Because the new antiviral regimens provide a cure rate of between 70% and 90%, treatment patterns are expected to change substantially and will likely have a significant impact on the prognosis of compensation claimants. Thus, the fifth revision of the HCV prognostic model was requested and a working group consisting of four members (Wendong Chen, Qilong Yi, William Wong, and Murray Krahn) was established in the fall of 2013 to undertake the current revision. The current revision incorporates the result of an on-line survey study of physicians treating HCV patients in Ontario to estimate future treatment patterns with new antiviral regimens, maximizes the use of claimant cohort data to estimate model variables, and revises model predictions for the surviving compensation claimants as of August 31, 2013.

According to the collected claims data as of August 31, 2013, 3,832 surviving compensation claimants, including 884 hemophilics and 2,948 non-hemophilics, were identified to create the claimant cohort for model simulations. The treatment pattern survey attempted to elicit choices for existing standard antiviral therapy, PEG-IFN/RBV, as well as three new types of antiviral regimens (PEG-IFN/RBV-based triple therapy with boceprevir, telaprevir, or faldaprevir; sofosbuvir-based doublets with daclatasvir, ledipasvir or simeprevir; and three direct-acting antiviral regimens plus RBV) in claimants stratified by their status of previous treatment and human immunodeficiency virus (HIV) co-infection. Systematic reviews of randomized clinical trials assessing the three new antiviral regimens were conducted to estimate their treatment efficacy and safety that are needed when developing treatment pattern survey and revising HCV prognostic model. The 1986-1990 HCV Claim Center also conducted a survey of previously

treated claimants to estimate sustained viral response (SVR), the indicator for viral clearance, after previous treatments in current surviving claimants. In order to further improve internal validity of model variables, the current revision has used claims data as the primary data source to estimate the initial distribution of fibrosis stages, natural history of HCV, and non-liver-related mortality for the revised HCV prognostic model. The revised HCV prognostic model has been validated by comparing predicted and observed cumulative rates of liver-related complications and mortality from 2003 to 2013 in treatment-naïve non-hemophilic claimants (decompensated cirrhosis: 6.1% vs. 7.4%; HCC: 1.9% vs. 1.8%; liver transplantation: 0.7% vs. 0.7%; liver-related mortality: 4.1% vs. 7.4%).

By running 50,000 iterations in the revised HCV prognostic model to simulate surviving claimants as of August 31, 2013, the cumulative rates of decompensated cirrhosis, HCC, liver transplantation, and liver-related mortality in the surviving claimants by 2070 are predicted to be 12.1%, 4.3%, 0.9%, and 14.7%, respectively. Further comparisons of model outputs for claimants stratified by their hemophilic status predict that hemophilic claimants will have doubled cumulative rates of liver-related complications (decompensated cirrhosis: 20.7% vs. 9.5%; HCC: 7.3% vs. 3.4%) and mortality (24.9% vs. 11.6%) by 2070 when compared with non-hemophilic claimants. Because the new antiviral regimens are likely to cure most claimants, the long-term prognosis of claimants would be mainly determined by the initial proportions of cirrhosis and liver-related complications. The model outputs of claimants stratified by age strata predict that hemophilic claimants under the age of 80 years will have doubled lifetime cumulative rates of liver-related complications and mortality mainly due to higher initial proportions of cirrhosis.

The current revision has performed sensitivity analyses to assess the impact of major revisions on model predictions. The updated treatment patterns in the current revision are found to reduce cumulative rates of liver-related complications and mortality by half in non-hemophilic claimants when compared to the treatment patterns applied in the fourth revision that was conducted in 2010. Except that the updated lifetime risk of liver transplantation is substantially reduced (0.9% vs. 3.2%), the updated model predictions are not sensitive to changing data source used to estimate model variables for the prognosis of cirrhosis and non-liver-related mortality. Finally, the impact on overall uncertainty associated with model variables on model outputs are explored using two-order Monte Carlo simulation approach and presented with the 95% confidence intervals of their cumulative rates of liver-related complications in 2070 (decompensated cirrhosis: 8.7% to 15.5%; HCC: 3.1% to 5.5%) and mortality (11.0% to 18.4%).

1. Background

HCV is identified as one of the most common causes of liver disease in Canada. Recent studies suggest that the prevalence of HCV infection in the Canadian population is about 0.8 % with an estimated 250,000 to 300,000 Canadians living with HCV.¹⁻³ Blood transfusion and blood products were the main sources of HCV infection prior to 1990 when serological testing methods came into use for HCV screening in blood donors.⁴ Surrogate marker testing was employed to screen blood donors in the United States to reduce the risk of non-A non-B viral hepatitis in the general population from 1986 to 1990 before HCV was discovered.⁵ However, surrogate marker testing was not employed in most Canadian jurisdictions⁶ and as a result many individuals in Canada likely acquired HCV via blood transfusion or blood products during this four-year period.

On March 27, 1998, federal, provincial, and territorial governments announced an offer of financial assistance to individuals who acquired HCV either directly or indirectly through the blood system between January 1, 1986 and July 1, 1990. Up to \$1.1 billion was to be made available to compensate individuals which included hemophiliacs, secondarily infected HCV claimants, those with HIV who became co-infected with HCV, as well as any others with an HCV infection acquired through blood transfusion during the period in question. In order to settle on an appropriate compensation scheme, the federal and provincial governments as well as the claimants reviewed a number of models of the natural history of HCV. Because of disagreement regarding the natural history of this disease, the Canadian Association for the Study of the Liver (CASL), an impartial body with no stake in the outcome of compensation negotiations, was approached by both stakeholders to produce the best available model simulating the natural history of HCV. In November of 1998, CASL met with individuals with

expertise in hepatitis C epidemiology, hepatitis C clinical care, and decision modeling to assist in the construction of a prognostic model for HCV. These meetings led to the formation of an ad-hoc working group comprised of Drs. Murray Krahn, Jenny Heathcote, Linda Scully, Leonard Seeff and John Wong. This working group evaluated and accepted the structural validity of a simplified version of the Bennet/Wong Markov chain model.^{7,8} The working group reviewed each parameter in the model and updated several key parameters, including the excess mortality rate and the incidence rates of cirrhosis, HCC and decompensated cirrhosis, by systematic review of relevant literature. Confidence intervals (CI) and/or plausible ranges were also estimated for key model parameters. With this revised model, the cumulative probability of acquiring cirrhosis, decompensated liver disease, and liver-related death were predicted using baseline characteristics of compensation claimants. For the transfusion cohort as a whole, the 20-year and lifetime cumulative probability of developing liver cirrhosis was 13.4% and 24.9%, respectively. Similarly, the 20-year and cumulative lifetime probability of dying from HCV-related liver disease was 2.5% and 12.3%, respectively. However, the rapid development of HCV treatment options coupled with accumulated clinical information on the natural history of HCV within the compensation cohort have led to a clear demonstration for the need to regularly revise model predictions of long-term prognosis in approved compensation claimants. Doing so will ensure the sufficiency of compensation funds in the future. As well, the compensation agreement between governments and plaintiffs calls for an estimate of the sufficiency of the fund every three years. Four revisions have been conducted thus far (in 2002, 2005, 2007, and 2010) by taking into account the updates on treatment patterns and the natural history of HCV in the approved compensation claimants.

The first revision was conducted in 2002 by a working group consisting of three members from the original research team (Drs. Jenny Heathcote, Linda Scully and Murray Krahn) along with two new members, Dr. Peter Wang (Epidemiology) and Dr. Qilong Yi (Biostatistics). This revision modified the original prognostic model as a fibrosis stage-based Markov model and updated transition probabilities between fibrosis stages using literature-based evidence. This updated Markov model was used to predict the long-term prognosis of compensation claimants over their remaining lifetimes in accordance with HCV severity levels as stipulated in the compensation package.

The second revision of the HCV prognostic model was conducted in 2005. This revision included an updated literature review which was used to estimate transition probabilities and integrated the most updated claims data at that time for model predictions. The third revision was conducted in 2007 and retained the objectives of the second revision along with a fine-tuning of methodology in order to obtain more accurate predictions. The working group conducting the third revision included two members from previous revisions (Drs. Murray Krahn and Qilong Yi) and one new member, Dr. Hla-Hla Thein, who joined the team as a consultant and modeling expert. The fourth revision was conducted by the same working members as in the 2007 revision. This revision categorized claimants into different disease stages based on clinical symptoms and results from laboratory tests. As well, the fourth revision added the transition from HCC to liver transplantation and incorporated treatment pattern data derived from the claimant cohort. The antiviral therapy employed in the fourth revision was the combination of PEG-IFN and RBV. This treatment combination was recommended by clinical practice guidelines at the time of revision.⁹

A number of significant advances have been made for treating CHC since the fourth revision. Boceprevir and telaprevir, two molecules which inhibit HCV replication through binding to active sites of HCV non-structural protein,^{10,11} were approved by Health Canada in 2011. These two agents increased SVR rate at 24 weeks, the indicator of a clinical cure for HCV,¹² to over 50% when combined with PEG-IFN/RBV in both treatment-naïve^{13,14} or previously treated patients^{15,16} with viral genotype 1, the most prevalent genotype (about 70%) in Canadian patients with CHC.¹⁷ In December 2013, Health Canada approved two additional antiviral agents, simeprevir (NS3/4A protease inhibitor)¹⁸ and sofosbuvir (the nucleotide analog NS5B polymerase inhibitor).¹⁹ The combination of these two antiviral agents may provide a cure for more than 90% of treatment-naïve or previously treated viral genotype 1 patients. In addition, this regimen has a much better safety profile and only needs 12 weeks treatment time,²⁰ while PEG-IFN/RBV usually requires 48 weeks for treatment and causes a series of side effects decreasing treatment compliance. Several other protease inhibitors have been also evaluated by phase II or III trials and they are expected to be launched in Canada within the next year or two. For example, current phase II studies have demonstrated that faldaprevir, a potent, once-daily, HCV NS3/4A protein inhibitor, could produce a doubling of antiviral response when combined with PEG-IFN/RBV in treatment-naïve patients.²¹ Sofosbuvir-based doublets with ledipasvir (an inhibitor of the hepatitis C virus HCV NS5A protein)^{22,23} or daclatasvir (HCV NS5A replication complex inhibitor)²⁴ could provide a cure for nearly all treatment-naïve or previously treated viral genotype 1 patients within 12 weeks. The combination of the protease inhibitor ABT-450 with ritonavir (ABT-450/r), the NS5A inhibitor ombitasvir, and the nucleoside polymerase

inhibitor dasabuvir, which are direct-acting antiviral agents known as “3D”, could cure 96% of treatment-naïve or previously treated viral genotype 1 patients when combined with RBV.²⁵

The emergence of highly effective and safe antiviral regimens is expected to have a profound impact on treatment patterns in patients with CHC, potentially resulting in an end to the era of interferon-based treatment for CHC.²⁶ Even though the abovementioned new antiviral regimens are extremely costly, the reimbursement policy for this compensation claimant cohort could accelerate the uptake of these regimens, dramatically improving the long-term prognosis of current surviving claimants chronically infected with HCV. Thus, a fifth revision of the HCV prognostic model has been requested to estimate future treatment patterns affected by newly launched and upcoming antiviral regimens and revise model outputs of current surviving claimants accordingly. Additionally, previous revisions of the HCV prognostic model were mainly based on literature-derived model variables because the claimant cohort had a relatively small sample size and limited follow-up time. In order to further improve internal validity of model predictions, the current revision has taken the claims data as its data source to estimate model variables for fibrosis progression, prognosis of cirrhosis, and non-liver-related mortality for the purpose of further improving accuracy of model predictions. A working group consisting of two members (Drs. Murray Krahn and Qilong Yi) from previous working groups along with two new members (Drs. Wendong Chen and William Wong) was created to undertake the fifth revision of the HCV prognostic model and model outputs of current surviving compensation claimants as of August 31, 2013. Dr. Wendong Chen has developed the revision plan, led the revision, and prepared this report.

2. Revisions on HCV prognostic model

2.1. Revisions on model structure

The HCV prognostic model used in the fourth revision has been modified to meet the objectives of the current revision. The HCV prognostic model in the current revision remains as a fibrosis stage-based Markov model. The health states in this model include fibrosis stages classified as 0 to 4 (F_0 to F_4), liver-related complications (decompensated cirrhosis, HCC, liver transplantation, and post-transplant), and death that is further classified as liver-related death and non-liver-related death. Liver-related death is defined as death with prior occurrence of any liver-related complications. The current revision also allows fibrosis to progress in one direction ($F_0 \rightarrow F_1 \rightarrow F_2 \rightarrow F_3 \rightarrow F_4$). However, the fibrosis stages prior to compensated cirrhosis are assumed to stop progression once viral clearance is achieved through spontaneous viral clearance (SVC) or SVR after antiviral therapy. Because compensated cirrhosis still progresses to decompensated cirrhosis or HCC at a lower rate even after successful antiviral therapy,²⁷ the current revision adds the transitions from compensated cirrhosis with viral clearance to decompensated cirrhosis and HCC in the HCV prognostic model. The current revision also keeps the assumptions made in the fourth revision regarding the rare incidences of HCC and SVC associated with fibrosis stages prior to F_4 in the model. A simplified representation of the structure of the revised HCV prognostic model in the current revision is illustrated in *Figure 1*. Potential transitions associated with each health state in the model are also depicted in *Figures 2 to 10*. The current revision used TREEAGE PRO 2013 to construct the HCV prognostic model and run microsimulation analyses to generate model outputs predicting long-term prognosis of surviving compensated claimants.

2.2. Revisions on model variables

The model variables in the HCV prognostic model include initial distribution of health states, updated treatment patterns, treatment efficacy of antiviral regimens, fibrosis progression, prognosis of cirrhosis, and non-liver-related mortality. Because hemophilic claimants are substantially different from non-hemophilic claimants in age, gender, and comorbidities that can strongly affect disease prognosis, the current revision estimates model variables according to the hemophilic status of claimants in order to generate model outputs for hemophilic and non-hemophilic claimants separately.

2.2.1. Initial distribution of health states

The 1986-1990 Hepatitis C Claims Center provided claims data for 5,368 approved claimants as of August 31, 2013. When compared to the approved claimants (n=5,225) in the last revision performed in 2010, the current claimant cohort includes 143 newly approved claimants. The proportion of hemophilia in the approved 5,368 claimants is 25.1%. The hemophilic claimants differ from non-hemophilic claimants regarding the distributions of male gender (88.4% vs. 52.6%, $p<0.001$) and HIV co-infection (30.6% vs. 3.1%, $p<0.001$). Similar differences in male gender and HIV co-infection between hemophilics and non-hemophilics are also observed in the 3,832 surviving compensation claimants (884 hemophilics and 2,948 non-hemophilics). Additionally, surviving hemophilics are about 12 years younger than surviving non-hemophilics (mean age: 49.7 years vs. 61.8 years, $p<0.001$). Unadjusted comparisons of baseline demographic and clinical characteristics between hemophilic and non-hemophilic claimants are summarized in *Table 1*.

According to the collected treatment records of compensation claimants, about a quarter of compensation claimants ($n=1,342$) were treated previously. Because the previously treated claimants are not followed up for their treatment outcomes, the claims center has conducted a telephone survey to trace the treatment outcomes in those previously treated claimants. Based on the surveyed claimants giving the information on the outcomes of previous antiviral treatments, 273 out of 454 (60%) surveyed claimants achieved SVR after previous antiviral treatments. Non-hemophilic claimants experienced a better treatment response than hemophilic claimants (SVR rate: 61.6% vs. 46.6%, $p=0.001$) even though the viral genotype distributions in the two groups were highly comparable. The surveyed claimants have similar baseline characteristics as the entire cohort of surviving claimants. For example, the surveyed hemophilic claimants are also associated with much higher proportions of male, HIV co-infection, and advanced disease stages than the surveyed non-hemophilic claimants (*Table 2.1*). These differences explain the poorer treatment response associated with the surveyed hemophilic claimants.^{28,29,30} The comparisons of the baseline characteristics between surveyed hemophilic and non-hemophilic claimants in treatment responders and non-responders (*Table 2.2 and 2.3*) further suggest that the younger age and higher proportions of male and HIV co-infection associated with surveyed hemophiles are not affected by treatment response. However, the proportion of advanced compensation level is significantly higher in the surveyed hemophilic claimants with SVR (7.3% vs. 1.4%, $p=0.032$). Given that treatment outcomes are not tracked in the claim cohort data, the patterns of baseline characteristics found in the surveyed claimants stratified by SVR status and hemophilic status are used to estimate initial distribution of compensation levels in previously treated claimants. The initial distribution of compensation levels in the treatment-naïve claimants stratified by the status of hemophilia and HIV co-infection is then estimated directly from claims data (*Table 3*).

Because the HCV prognostic model is a fibrosis stage-based state transition (i.e. Markov) model, the initial distribution of compensation levels derived from the current claimant cohort are further converted to the initial distribution of fibrosis stages using the established matching relationship between compensation levels and fibrosis stages in previous revisions. The matching principles are stated below.

- Compensation level 1: F₀ with negative HCV RNA;
- Compensation Level 2: F₀ with positive HCV RNA;
- Compensation level 3: F₁ or F₂ indicating non-bridging fibrosis;
- Compensation level 4: F₃ indicating bridging fibrosis;
- Compensation level 5: F₄ with compensated cirrhosis;
- Compensation level 6: F₄ with decompensated cirrhosis, HCC, and/or post-transplant.

Because only 19.6% of approved claimants had a documented liver biopsy to confirm their compensation level, assessing liver disease severity using compensation level alone could introduce significant uncertainty regarding the true initial distribution of fibrosis stages in the current surviving claimants. Thus, the current revision continues to use the propensity score matching method^{31,32} developed in the fourth revision to estimate fibrosis stage distribution in the claimants without liver biopsy. This method includes the following steps.

Step 1. A multiple logistic regression analysis is performed using biopsy status as the dependent variable and age, gender, previous treatment, hemophilic status, and HIV status as independent variables. Claimants with decompensated cirrhosis or HCC are excluded for propensity score matching as the diagnoses of these two complications are

usually based on symptoms and imaging. Claimants with compensation level 1 are also excluded because individuals with a negative HCV RNA status typically do not have hepatic fibrosis. Thus, this multiple logistic regression analysis only includes claimants with compensation levels of 2 through 5.

Step 2. The formula derived in *Step 1* is used to calculate a propensity score. This score is defined as the predicted probability of receiving a liver biopsy for each included claimant.

The derived formula is as follows:

$$\text{Log} [p/(1-p)] = a + \text{age} * b_1 + \text{gender} * b_2 + \text{previous treatment} * b_3 + \text{hemophiliacs status} * b_4 + \text{HIV status} * b_5;$$

p is the probability of receiving liver biopsy;

a is the intercept parameter in the multiple logistic regression analysis;

b_1, \dots, b_5 are the coefficients associated with independent variables in the multiple logistic regression analysis.

Step 3. Claimants are stratified on the basis of propensity scores of <0.4 and >0.4 . In each group, we assume that claimants without liver biopsy have the same distribution of fibrosis stage as the claimants who received a liver biopsy if they have the same compensation level.

The current revision has used this method to estimate the initial distribution of fibrosis stages in the surviving hemophilic claimants and non-hemophilic claimants, respectively. The adjusted initial proportions of F_0 with negative HCV RNA, F_0 with positive HCV RNA, F_1/F_2 , F_3 , compensated cirrhosis, decompensated cirrhosis, HCC, and post-transplant in current surviving hemophilic claimants are 15.8%, 20.3%, 17.8%, 23.3%, 18.1%, 2.9%, 1.3%, and 0.6%,

respectively (*Table 4.1*). The adjusted initial proportions of F_0 with negative HCV RNA, F_0 with positive HCV RNA, F_1/F_2 , F_3 , compensated cirrhosis, decompensated cirrhosis, HCC, and post-transplant were 17.5%, 33.3%, 26.9%, 10.7%, 8.6%, 1.7%, 0.5%, and 0.7%, respectively (*Table 4.2*).

2.2.2 Efficacies of new antiviral regimens

The medical model working group (MMWG) on the current revision has searched the websites of Health Canada and the United States Food and Drug Administration (US FDA) for newly approved antiviral agents since 2010. As of January 31, 2014, the approved new antiviral agents in both Canada and the United States include boceprevir,^{33,34} telaprevir,^{35,36} sofosbuvir,^{37,38} and simeprevir.^{39,40} The MMWG on the current revision has also reviewed the results of recently completed phase III trials evaluating new antiviral regimens for CHC and consulted the hepatologists at the University Health Network (Drs. Jordan Feld, David Wong, and Morris Sherman) for their opinions on any new antiviral agents that could be available to Canadian patients in the next two years. Based on the identified clinical evidence, expert opinions, and discussions among the members of working group, the updated treatment patterns in the current revision have taken into account four antiviral regimens, including current standard treatment with PEG-IFN/RBV; PEG-IFN/RBV-based triple therapy with boceprevir, telaprevir, or faldaprevir; sofosbuvir-based doublets with simeprevir, daclatasvir, or ledipasvir; and 3D regimen plus RBV, in the updated treatment patterns over the next five years in compensation claimants. Thus, the current revision has conducted a systematic review to estimate treatment efficacy and safety of the four selected antiviral regimens that are included in the treatment preference survey study and the revised HCV prognostic model.

The current revision has searched the common medical databases (MEDLINE, EMBASE, Web of Science, and The Cochrane Library) and proceedings of the annual conferences of the American Association of Study Liver Diseases (AASLD) and the European Association for the Study of the Liver (EASL), the two major international organizations for viral hepatitis, for any published randomized trials assessing the selected new antiviral regimens since 2010. Single-arm meta-analysis method is used to estimate overall SVR and adverse event (AE)-related treatment discontinuation rates associated with the four selected antiviral regimens for patients stratified by their status of previous treatment and HIV co-infection, the two factors having strong impact on treatment efficacy, treatment tolerance, and treatment decision making.

- *PEG-IFN/RBV and PEG-IFN/RBV-based triple therapy*

The current revision has identified 35 trials comparing PEG/RBV-based triple therapy with boceprevir (9 trials), telaprevir (22 trials), or faldaprevir (4 trials) against 24 or 48-week PEG-IFN/RBV.

- *Treatment-naïve patients without HIV co-infection:* Of the 35 identified trials, 23 trials assessed PEG-IFN/RBV-based triple therapy in treatment-naïve patients without HIV co-infection (5 trials for boceprevir,⁴¹⁻⁴⁵ 15 trials for telaprevir,⁴⁶⁻⁶⁰ and 3 trials for faldaprevir⁶¹⁻⁶³). The patients in these 23 trials had an average age of 48 years (n=1,218, 95% CI 46 to 50 years), 57.5% of patients were male (n=5,204, 95% CI 53.7% to 61.2%), 98.3% of patients had viral genotype 1 (n=5,870, 95% CI 96.9% to 99.1%), 84.3% of patients (n=4,967, 95% CI 80.3% to 87.6%) had mild fibrosis (F₀ to F₂), and 13.9% of patients (n=5,523, 95% CI 10.9% to 17.6%) had advanced fibrosis (F₃ or F₄). The pooled estimates of SVR and AE-related treatment discontinuation rates associated with

PEG/RBV-based triple therapy were 70.0% (n=7,149, 95% CI 67.0% to 72.8%) and 12.7% (n=4,072, 95% CI 10.3% to 15.4%), respectively. The pooled estimates of SVR and AE-related treatment discontinuation rates associated with PEG-IFN/RBV doublet were 45.5% (n=2,041, 95% CI 43.3% to 47.8%) and 8.7% (n=981, 95% CI 7% to 10.9%), respectively.

- *Treatment-naïve patients with HIV co-infection:* Of the identified 35 trials, three trials compared PEG-IFN/RBV-based triple therapy (1 trial for boceprevir⁶⁴ and 2 trials for telaprevir^{65,66}) versus PEG-IFN/RBV in treatment-naïve patients with HIV co-infection. Two trials which were comprised of 71 patients with reported patient baseline characteristics, including age (mean 42 years) and proportions of male (73.1%, 95% CI 61.5% to 82.1%), viral genotype 1 (97.8%, 95% CI 87.3% to 99.7%), and mild fibrosis stage (84.7%, 95% CI 74.3% to 91.4%). The pooled estimates of SVR and AE-related treatment discontinuation rates associated with PEG-IFN/RBV-based triple therapy were 73.5% (n=171, 95% CI 64.4% to 80.9%) and 20.0% (n=64, 95% CI 11.9% to 31.6%). The pooled estimate of SVR rate associated with PEG-IFN/RBV was 37.1% (n=62, 95% CI 26% to 49.8%). These three trials did not report AE-related treatment discontinuation rate associated with PEG-IFN/RBV. Thus, the current revision has assumed that HIV co-infection has the similar impact on AE-related treatment discontinuation associated with PEG-IFN/RBV and PEG-IFN/RBV-based triple therapy. The AE-related treatment discontinuation rate associated with PEG-IFN/RBV in treatment-naïve patients with HIV co-infection is estimated by multiplying the relative risk (RR) of AE-related treatment discontinuation associated with HIV co-infection for PEG-IFN/RBV-based triple therapy

by the AE-related treatment discontinuation rate associated with PEG-IFN/RBV in treatment-naïve patients without HIV co-infection.

- *Previously treated patients without HIV co-infection:* Of the identified 35 trials, 9 trials compared PEG-IFN/RBV-based triple therapy (4 trials for boceprevir,⁶⁷⁻⁷⁰ 5 trials for telaprevir,⁷¹⁻⁷⁵ and 1 trial for faldaprevir⁷⁶) against PEG-IFN/RBV in previously treated patients without HIV co-infection. The average age of patients in these 9 trials was 50 years (n=333, 95% CI 49 to 51 years), 66.8% of patients were male (n=2,980, 95% CI 64.4% to 69.2%), 97.0% of patients had viral genotype 1 (n=2,980, 95% CI 95.0% to 98.2%), and 74.0% of patients had mild fibrosis (n=1,048, 95% CI 68.7% to 78.6%). The pooled estimate of SVR and AE-related treatment discontinuation rates associated with PEG-IFN/RBV-based triple therapy in these patients were 53.8% (n=2,377, 95% CI 45.2% to 62.3%) and 16.6% (n=1,773, 95% CI 11.1% to 24.2%), respectively. Of these 9 trials, five trials reported the rates of SVR (n=382, 37.4%, 95% CI 32.2% to 42.8%) and AE-related treatment discontinuation (n=233, 10.1%, 6.8% to 14.7%) rates associated with PEG-IFN/RBV.
- *Previously treated patients with HIV co-infection:* One trial⁷⁷ compared PEG-IFN/RBV/telaprevir triple therapy against PEG-IFN/RBV in 31 previously treated patients with HIV co-infection. The average age of these patients was 50 years. The proportions of male, viral genotype 1, and mild fibrosis in these 31 patients were 88.9%, 97.0%, and 90.6%, respectively. The reported SVR rate associated with PEG-IFN/RBV-based triple therapy was 73.8% (95% CI 55.6% to 86.4%). This trial only included 8

patients receiving PEG-IFN/RBV and this sample size was too small to have enough power for reliable estimation. Additionally, the SVR rate in these 8 patients was 50%, which was higher than the SVR rate in treatment-naïve patients. This finding was against many other trials reporting less treatment response associated with HIV co-infection. Thus, the current revision disregards the reported SVR rate associated with PEG-IFN/RBV in this trial but assumes that HIV has the same impact on treatment efficacies of PEG-IFN/RBV and PEG-IFN/RBV-based triple therapy. The RR of SVR associated with HIV co-infection in patients receiving PEG-IFN/RBV-based triple therapy is multiplied by the estimated SVR rate associated with PEG-IFN/RBV in previously treated patients without HIV to estimate SVR rate associated with PEG-IFN/RBV in previously treated patients with HIV co-infection. This trial did not report AE-related treatment discontinuation rates associated with the two antiviral regimens either and the current revision assumes that their AE-related treatment discontinuation rates remained the same as what were reported in previously treated patients without HIV co-infection.

- *Sofosbuvir-based doublets*

The current revision has identified three trials assessing sofosbuvir-based doublets with simeprevir,⁷⁸ ledipasvir,⁷⁹ or daclatasvir⁸⁰ in treatment-naïve or previously treated patients without HIV co-infection.

- *Treatment-naïve patients without HIV co-infection:* One trial reported on 100 patients with an average age of 54 years and a male gender proportion of 52.7%. The proportions of viral genotype 1 and advanced fibrosis stage among studied patients were 97.4% (n=139, 95% CI 92.9% to 99.1%) and 20.4% (n=130, 95% CI 12.9% to 30.8%),

respectively. The pooled rates of SVR and AE-related treatment discontinuation associated with sofosbuvir-based doublets in these patients were 94.6% (n=139, 88.5% to 97.6%) and 2.2% (n=100, 0.6% to 8.4%), respectively.

- *Previously treated patients without HIV co-infection:* One trial reported on 21 patients with an average age of 59 years and a male gender proportion of 61.9%. The proportions of viral genotype 1 and advanced fibrosis stage among studied patients were 97.1% (n=50, 95% CI 87.0% to 99.4%) and 14.3% (n=21, 95% CI 4.7% to 36.2%), respectively. The pooled rates of SVR and AE-related treatment discontinuation associated with sofosbuvir-based doublets in these patients were 95.4% (n=69, 86.6% to 98.5%) and 2.2% (n=100, 0.6% to 8.4%), respectively.

- *3D regimen plus RBV*

Two phase III trials assessed treatment efficacy and safety associated with 3D regimen plus RBV in treatment-naïve (SAPPHIRE-I)²⁵ and previously treated patients (SAPPHIRE-II),⁸¹ respectively. The 3D regimen consists of a boosted protease inhibitor ABT-450/ritonavir, NS5A inhibitor ABT-267, and non-nucleoside polymerase inhibitor ABT-333. In the SAPPHIRE-I trial, 473 previously untreated adult, non-cirrhotic, and viral genotype 1 patients received 12 weeks of 3D regimen plus RBV treatment. The reported SVR and AE-related treatment discontinuation rates associated with 3D regimen plus RBV in these treatment-naïve patients were 96.2% and 0.6%, respectively. In the SAPPHIRE-II trial, 297 previously treated adult, non-cirrhotic, and viral genotype 1 patients received 12 weeks of 3D regimen plus RBV treatment. The reported SVR and AE-related treatment discontinuation rates in these previously treated patients were 96.3% and 1%, respectively.

The current revision has not identified any specific trials that evaluated sofosbuvir-based doublets and 3D regimen plus RBV in patients with HIV co-infection. Based on the recommendations from clinical experts and the working group, HIV co-infection was assumed to have the same impact on SVR and AE-related treatment discontinuation associated with the four selected antiviral regimens when estimating the rates of SVR and AE-related treatment discontinuation associated with sofosbuvir-based doublet and 3D regimen plus RBV in patients with HIV co-infection. The estimated SVR and AE-related treatment discontinuation rates associated with the four selected antiviral regimens are summarized in *Table 5.1 and 5.2, respectively*.

2.2.3. Predicting treatment patterns over the next five years

Physicians are expecting significant change of treatment patterns for CHC because of those highly effective and safe new antiviral regimens. In order to estimate treatment patterns in surviving claimants over the next five years, the current revision has conducted an on-line survey study to measure physician's preferences for treating current surviving claimants with the four selected antiviral regimens discussed in the section of 2.2.2. This survey study invited physicians treating HCV in Ontario to review summarized baseline characteristics of surviving claimants eligible for treatment (*Table 6.1*) and the summarized SVR and AE-related treatment discontinuation rates associated with selected antiviral regimens (*Table 5.1 and 5.2*) and then indicate their likelihood of treating compensation claimants in a 0-100 scale and their treatment choices from the four selected antiviral regimens. This survey study received ethics approval

from the University of Toronto in January 2014 (PROTOCOL REFERENCE #29616) and the survey contents are attached as *Appendix I* of this report.

This survey study contacted approximately 100 Ontario physicians drawn from directories posted by the Canadian Liver Foundation⁸² for physicians treating HCV across Canada. 14 physicians gave their written consents to participate in this on-line survey. The likelihoods of treating treatment-naïve and previously treated claimants without HIV co-infection in these 14 physicians were highly comparable (87.5% vs. 91.0%). However, their preferences to treat treatment-naïve and previously treated claimants with HIV co-infection were reduced to 65.8% and 61.7%, respectively. None of these 14 physicians selected PEG-IFN/RBV to treat any types of claimants and small proportions of the surveyed physicians selected PEG-IFN/RBV-based triple therapy to treat claimants (7.1% to 14.3%). When treating naïve claimants without HIV co-infection, sofosbuvir-based doublets were associated with a higher rate of selection than 3D regimen plus RBV (50% vs. 35.7%). However, 3D regimen plus RBV had a higher rate of selection than sofosbuvir-based doublets when treating treatment-naïve claimants with HIV co-infection (66.7% vs. 25%) and previously treated claimants, irrespective of their status of HIV co-infection (without HIV co-infection: 57.1% vs. 35.7%; with HIV co-infection: 83.4% vs. 8.3%). The results of this survey study are summarized in *Table 6.2*.

2.2.4. Stage-specific fibrosis progression

Previous revisions explicitly described the MMLE method to estimate specific fibrosis stage transition rates using claims data of non-hemophilic claimants without HIV co-infection.⁸³ The current revision has used the same method to estimate stage-specific fibrosis progression using

updated claims data for non-hemophilic claimants without HIV co-infection. The first blood transfusion date and the latest compensation level associated with non-hemophilic claimants are used to estimate HCV infection time. A Markov model is constructed to simulate fibrosis progression starting from F_0 with an initial set of annual stage-specific fibrosis transition probabilities (0.1 for all transitions between consecutive fibrosis stages). The Markov model is run with iterations and modifications on each stage-specific annual transition probability until the squared residual sum, which indicates the difference between the predicted and observed fibrosis stage distributions, is less than 0.000001. Because the number of non-hemophilic claimants without HIV co-infection in the current revision only increases slightly to 3863 from 3839 in the last revision, the estimates of annual stage-specific transition probabilities in these two revisions are highly comparable. Calibration is also performed to further improve matching between predicted and observed fibrosis stage distributions at the time of claim in the non-hemophilic claimants without HIV co-infection. Similar to what was estimated in the fourth revision, the calibrated annual fibrosis transition probability from F_0 to F_1 is still less than half of annual transition probabilities for fibrosis progression above F_1 in the current revision. The uncalibrated and calibrated annual stage-specific fibrosis transition probabilities in the current revision and the fourth revision are summarized in *Table 7*.

2.2.5. Prognosis of cirrhosis in compensation claimants

In order to further improve internal validity of model outputs, the current revision has used claims data directly to estimate the rates at which decompensated cirrhosis, HCC, liver transplant, and liver-related mortality occurred in claimants with a diagnosis of compensated cirrhosis. This

is another major change from the fourth and previous revisions which mainly relied on literature based estimates.

- Annual risk of developing decompensated cirrhosis:* 98 non-HIV and treatment naïve claimants were identified and retrospectively followed up from their first diagnosis of compensated cirrhosis to August 31, 2013. The claimants were censored when HCC, decompensated cirrhosis, liver transplant, or death occurred prior to the end of follow-up. 64 claimants developed decompensated cirrhosis over an average follow-up time of 13.1 years. The estimate of annual transition probability of developing decompensated cirrhosis in these claimants was 0.078 (95% CI 0.073 to 0.083).
- Annual risk of developing HCC:* 98 non-HIV and treatment-naïve claimants were identified and retrospectively followed up from their first diagnosis of decompensated cirrhosis to August 31, 2013. The claimants were censored when HCC, decompensated cirrhosis, liver transplant, or death occurred prior to the end of follow-up. HCC developed in 28 claimants over an average follow-up time of 13.1 years. The estimated annual transition probability of developing HCC in these claimants was 0.025 (95% CI 0.024 to 0.027). Because the risk of developing HCC associated with compensated cirrhosis and decompensated cirrhosis was considered comparable, this estimate on the risk of HCC associated with decompensated cirrhosis was also applied to compensation claimants with compensated cirrhosis in the model.
- Annual risk of liver transplantation:* 515 claimants with decompensated cirrhosis and/or HCC were identified and retrospectively followed up from their first decompensated cirrhosis or HCC diagnosis to August 31, 2013. 21 claimants were reported to have liver transplantation over an average follow-up time of 10.3 years. The estimate of annual

probability of receiving liver transplantation in these claimants was 0.004 (95% CI 0.0039 to 0.0042).

- *Annual risk of mortality associated with decompensated cirrhosis:* 414 claimants with a diagnosis of decompensated cirrhosis only were identified and retrospectively followed up from their first decompensated cirrhosis diagnosis to August 31, 2013 for any death records. A total of 343 deaths were recorded over an average follow-up period of 10.7 years. The estimate of annual risk of mortality associated with decompensated cirrhosis in these claimants was 0.152 (95% CI 0.146 to 0.158).
- *Annual risk of mortality associated with HCC:* 130 claimants with HCC were identified and retrospectively followed up for any death records after their first HCC diagnosis. A total of 110 deaths were reported in these claimants over an average time of 9.3 years. The estimate of annual risk of mortality associated with HCC in these claimants was 0.182 (95% CI 0.169 to 0.198).
- *Risk of first-year mortality after liver transplantation:* 58 claimants receiving liver transplantation were identified and retrospectively followed up for one year after the reported liver transplantation. A total of 5 deaths were recorded during this period. The estimate of the first-year mortality after liver transplantation in these claimants was 0.086 (95% CI 0.037 to 0.186).
- *Annual risk of mortality associated with post-transplantation:* 53 claimants survived for more than one year after liver transplantation. A total of 24 deaths were recorded in these claimants over an average follow-up time of 15.1 years. The estimate of annual risk of mortality associated with post-transplant in these claimants was 0.039 (95% CI 0.036 to 0.043).

Most claims data-based estimates for the prognosis of cirrhosis are comparable with literature derived estimates except that the annual mortality risk associated with HCC (0.182 vs. 0.35) and first-year mortality associated with liver transplantation (0.086 vs. 0.146) in the compensation claimants were about half of literature-based estimates in the fourth revision. Additionally, the assumed risk of liver transplantation associated with liver-related complications in the fourth revision is 25 times of that observed in the claimants (0.1 vs. 0.004). Thus, using estimates based on claims data in the HCV prognostic model is expected to generate more accurate model outputs than using estimates derived or assumed in the fourth revision. The estimates of the prognosis of cirrhosis derived from claims data and the fourth revision are summarized in *Table 8*.

2.2.6. Non-liver-related mortality

The current revision classifies mortality as liver-related mortality and non-liver-related mortality in order to differentiate death causes in simulated claimants. Liver-related mortality is defined as the death associated with any liver-related complications, such as decompensated cirrhosis, HCC, liver transplantation, or post-transplant. Non-liver-related mortality is defined as the death occurs prior to the diagnosis of any liver-related complications. Thus, non-liver-related mortality is applied to the claimants who have viral clearance due to SVC or successful antiviral therapy and also applied to uncured claimants without developed compensated cirrhosis and/or HCC in the HCV prognostic model. Previous revisions directly used Canada life tables as the source for non-liver-related mortality in the compensation claimants because the health problems which required blood transfusion so long ago in compensation claimants were unlikely to still have a meaningful impact on life expectancy and because current care has made virus-free hemophiliacs

almost have the same life expectancy as general population. However, these two hypotheses have never been tested before using claims data. Thus, the current revision has estimated the following annual risks of non-liver-related mortality from a group of surviving non-HIV claimants with a compensation level below 6 as of January 1, 2003 to test the two hypotheses through the comparisons with the 2009 to 2011 Canada life tables (*Table 9.1*).⁸⁴

- Annual risk of non-liver-related mortality in hemophilic claimants:* 728 hemophilic claimants (589 males and 139 females) met the inclusion criteria for the analysis. These claimants were stratified by the defined age strata (every 10 years from age 20 years to 70 years or above) and gender. A total of 24 non-liver-related deaths (19 males and 5 females) were recorded in these claimants over the 10-year follow-up from 2003 to 2013. The estimated annual risks of non-liver-related mortality associated with the six age stratas increased from 0 to 0.017 in male hemophilics and from 0 to 0.0127 in female hemophilics. When compared with the Canada life tables stratified by age and gender, male hemophilics have comparable annual risk of non-liver-related mortality with general male Canadians except those at age 30 to 39 who have doubled annual non-liver-related mortality rate (0.0029 vs. 0.0001). When compared to general female Canadians, the female hemophilics at ages 40 to 49 (0.0032 vs. 0.0013) and 50 to 59 (0.0062 vs. 0.0031) have doubled annual risk of non-liver-related mortality. However, the sample size of female hemophilics in each age stratum ranged from 10 to 39, which were unlikely to have enough power to generate a reliable estimate from a statistical perspective. Thus, the current revision has used annual non-liver-related mortality rates derived from male hemophilic claimants under the age of 70 years and the female Canada life table to simulate non-liver-related mortality for hemophilics in the HCV prognostic model. Additionally, the Canada life table for males has been used in the model to

simulate non-liver-related mortality in male hemophilics at ages 70 or above due to the lack of claims data for accurate estimations. The estimated annual risks of non-liver-related mortality for hemophilic claimants are summarized in *Table 9.2*.

- Annual risk of non-liver-related mortality in non-hemophilic claimants:* 2,877 non-hemophilic claimants (1,407 males and 1,470 females) met the inclusion criteria for the analysis of their annual non-liver-related mortality rates. These claimants were further stratified by the defined age strata and gender for a retrospective 10-year follow-up from 2003 to 2013 to identify non-liver-related deaths. A total of 185 non-liver-related deaths (124 males and 61 females) were identified and included for the survival analyses in non-hemophilics. Similar to the mortality patterns in the Canadian general population, non-hemophilic claimants with older age and male gender had higher non-liver-related mortality. The annual risk of non-liver-related mortality associated with the six age strata increased from 0.0017 to 0.015 in male non-hemophilics and from 0 to 0.01 in female non-hemophilics. However, male non-hemophilics persistently had substantially higher annual non-liver-related mortality rates than general Canadians with male gender (ages 20 to 29: 0.0017 vs. 0.0007; ages 30 to 39: 0.0023 vs. 0.0010; ages 40 to 49: 0.0063 vs. 0.0019; ages 50 to 59: 0.0079 vs. 0.0048) until their ages reached to 60 years. Female non-hemophilics at ages 30 to 59 also had higher annual non-liver-related mortality rates than general Canadians with female gender (ages 30 to 39: 0.0013 vs. 0.0006; ages 40 to 49: 0.0019 vs. 0.0013; ages 50 to 59: 0.0049 vs. 0.0031). The identified differences in annual non-liver-related mortality between non-hemophilics and general Canadians are considered substantial. Thus, the current revision has applied the estimated annual non-liver-related mortality rates from both male and female non-hemophilic claimants under the age of 70 years for model simulation. The

Canada life tables are only used to simulate non-liver-related mortality in non-hemophilic claimants with ages above 70 years because the claims data are unlikely to give reliable estimations for age 70 to 79, 80 to 89, and 90 or above in the HCV prognostic model. The estimated annual non-liver-related mortality rates derived from male and female non-hemophilic claimants are summarized in *Table 9.3*.

2.2.7. Model estimates from the fourth revision

Even though the current revision aims to further improve accuracy of model outputs by maximizing the use of claims data to estimate model variables, there are still some model variables that can't be derived from claims data due to small sample size and missing information. Thus, the current revision continues to use the following estimates derived from the literature review in the fourth revision.

- *Impact of HIV on disease progression:* About a quarter of surviving claimants with hemophilia have an HIV co-infection that has been proven to accelerate disease progression,⁸⁵ reduce treatment response to antiviral therapy,⁸⁶ and increase non-liver-related mortality.⁸⁷ The impact of HIV on the treatment efficacies of the selected four antiviral regimens in the updated treatment patterns has been described in Section 2.2.2. Because nearly all claimants with HIV co-infection have hemophilia and the onset of HCV in hemophilic claimants was difficult to determine the MMLE method can't be used to estimate stage-specific fibrosis progression rates in these claimants with HIV co-infection. The fourth revision⁸⁸ conducted a systematic review to estimate the RR (2.12, 95% CI 1.52 to 2.97) of cirrhosis associated with HIV co-infection by comparing 2,636 HIV/HCV co-infection patients with 4,970 HCV mono-infection patients identified from 27 HCV natural

history studies. The fourth revision multiplied this RR by the annual stage-specific fibrosis progression rates in claimants without HIV co-infection to simulate the fibrosis progression in claimants with HIV co-infection. The current revision continues to use this solution to simulate fibrosis progression and also prognosis of cirrhosis in the current surviving claimants with HIV co-infection in the model.

- *Impact of HIV on non-liver-related mortality:* the current revision is able to retrospectively follow 238 claimants with HIV co-infection for 10 years, from 2003 to 2013, to estimate annual non-liver-related mortality rates by age strata and gender. The male claimants in three age strata, ages 20 to 29, 30 to 39, and 40 to 49, have a sample size above 50 and the estimated annual mortality rates from these claimants are higher than hemophilic claimants without HIV co-infection as expected (ages 20 to 29: 0.0083 vs. 0; ages 30 to 39: 0.0036 vs. 0.0029; ages 40 to 49: 0.0051 vs. 0.0022) (*Table 10*). Thus, the estimated non-liver-related mortality rates from these three age strata are considered reliable and used in the model to simulate non-liver-related mortality for male HIV-infected claimants with ages 20 to 50 years. However, the current revision has to simulate non-liver-related mortality in other claimants with HIV co-infection using the estimated excess mortality associated with HIV (RR 6.24) from a meta-analysis comparing 5,168 HIV negative hemophiles with 2,979 HIV positive hemophiles for all-cause mortality in the fourth revision.⁸⁸
- *SVC in patients with CHC:* A number of studies investigating the natural history of CHC have reported occurrence of SVC in patients with CHC.⁸⁹ The fourth revision identified 21 published studies reporting SVC in patients with CHC. The weighted mean SVC rate in these 21 studies was 0.020 (95% CI, 0.013-0.027). The fourth revision further pooled the estimated SVC rates from the literature and the observed SVC rate in the compensation claimants to

estimate the annual incidence rate of SVC (0.017, 95% CI 0.011 to 0.022) for the HCV prognostic model. Additionally, the fourth revision suggested that the chance of SVC would be reduced in advanced fibrosis stage. Thus, the current revision follows the suggestions made in the fourth revision by applying 0.017 as the annual SVC rate associated with F_0 and F_1 , 0.01 as the annual SVC rate associated with F_2 , and 0.005 as the annual SVC rate associated with F_3 in the HCV prognostic model.

- *Risk of HCC associated with fibrosis stage prior to cirrhosis:* The fourth revision applied a small annual incidence rate of HCC to non-cirrhotic claimants because HCC was found to develop at an average annual rate of 2.1% in non-cirrhotic patients in Japan⁹⁰. Because Japanese have the highest incidence rate in HCC in the world and the compensation claimants differ from Japanese patients in ethnicity and viral transmission route, the fourth revision adopted the assumption made on this variable in the 1998 model which applied 0.0001 as the annual HCC rate associated with moderate fibrosis and zero for mild fibrosis. The fourth revision converted these rates by assuming that F_0 was comparable with mild fibrosis and F_1 to F_2 were comparable with moderate fibrosis. The fourth revision further assumed the annual rate of HCC associated with F_3 stage as 0.001 because advanced fibrosis stage was expected to have a higher risk of HCC. Thus, the current revision has adopted the same estimates used in the fourth revision for the risk of HCC associated with non-cirrhotic claimants.

2.3. Model assumptions

Assumptions are often made in model studies due to simplifying model structure or the lack of evidence. The current revision has made the following assumptions with respect to model structure and variables:

- Initial distribution of fibrosis stages:* Because the latest compensation level determinations were unlikely to be made exactly as of August 31, 2013, the current revision has assumed that the latest claimed compensation levels remained unchanged in order to estimate the initial distribution of fibrosis stages in the simulated claimants. Additionally, the matching relationship between compensation level and fibrosis stage does not differentiate F₁ and F₂ in claimants with a compensation level of 3. The current revision has assumed that F₁ stage and F₂ stage are evenly distributed when estimating the initial distribution of fibrosis stages. Finally, the current revision has assumed that the estimated treatment outcomes of previous treatment in surveyed claimants are applicable to all previously treated claimants when estimating initial proportions of claimants with viral clearance and claimants who failed with previous treatments.
- Natural history of CHC:* Most assumptions made by the fourth revision for fibrosis progression were retained in the current revision. For example, the HCV prognostic model only allowed fibrosis to progress in one direction. As well, fibrosis progression was assumed to stop when SVC or SVR was achieved in claimants with a fibrosis stage prior to compensated cirrhosis. Because HCC and decompensated cirrhosis were still observed in cirrhotic patients who had underwent successful antiviral treatment,⁹¹ the current revision has assumed that successful antiviral therapy would reduce the risk of developing decompensated cirrhosis or HCC by half in cirrhotic claimants. Additionally, the current revision has assumed that CHC wouldn't affect mortality in claimants without any liver-related

complications to reflect the fact that liver-related death typically occurs following the development of liver-related complications.⁹² Finally, the liver-related mortality, defined as the mortality associated with decompensated cirrhosis, HCC, and post-transplant, was fixed value and could be lower than non-liver-related mortality when claimants reached old age associated with high non-liver-related mortality. Thus, the model in the current revision would replace liver-related mortality with non-liver-related mortality once age-specific non-liver-related mortality exceeded liver-related mortality in claimants with decompensated cirrhosis, HCC, or post-transplant.

- *Treatment patterns:* The current revision has utilized treatment preference data from the surveyed physicians to simulate future treatment patterns over the next five years in claimants chronically infected with HCV. Because the updated treatment patterns have high treatment rate and the new antiviral treatments are highly effective, the current revision has assumed no repeated treatment in the simulated claimants. Additionally, the claimants with developed liver-related complications are assumed not to receive antiviral treatments because SVR has limited impact on the prognosis of liver-related complications.⁹³

2.4. Model validation

Different from the fourth revision which compared predicted and observed initial distribution of disease stages in the simulated claimants for model validation, the current revision has validated the revised HCV prognostic model by comparing predicted and observed prognosis of non-hemophilic claimants over a 10-year period from 2003 to 2013. This approach first created the validation cohort by including non-hemophilic claimants who were alive in 2003, had no HIV co-infection, and were treatment naïve. The initial distribution of fibrosis stages in this validation

cohort was estimated through the propensity score method described in the Section of 2.2.1. The revised HCV prognostic model was applied with the estimated initial distribution of disease stages in the validation cohort and model estimates for non-hemophilics to generate model outputs within 10-year time horizon. The predicted and observed cumulative rates of liver-related complications (decompensated cirrhosis: 6.1% vs. 7.4%; HCC: 1.9% vs. 1.8%; 0.7% vs. 0.7%) and all-cause mortality (10.6% vs. 11.9%) in the validation cohort are highly comparable. However, some discrepancies have been observed between the predicted and observed cumulative rates of liver-related mortality (5.5% vs. 7.4%) and non-liver-related mortality (9.0% vs. 4.5%) during 10-year follow-up. Further comparing the predicted and observed proportions of disease stages in the surviving non-hemophilics in 2013 has shown highly comparable proportions of F₀ with negative HCV RNA (25.1% vs. 24.8%), compensated cirrhosis (6.3% vs. 3.8%), decompensated cirrhosis (2.2% vs. 1.5%), HCC (0.9% vs. 0.4%), and post-transplant (0.5% vs. 0.5%). The predicted and observed outcomes in this validation cohort are summarized in *Table 11*.

3. Model predictions for current surviving compensation claimants

The current revision has used the revised HCV prognostic model to create two working models, one for hemophilic claimants and the other for non-hemophilic claimants, by applying the initial distributions of health states in surviving hemophilic and non-hemophilic claimants as of August 31, 2013. The model variables used in the two working models are summarized in *Table 12*. The two working models filled with baseline values of model variables were run with 50,000 iterations to simulate transitions between health states in surviving hemophilic and non-

hemophilic claimants within a time horizon of 57 years from 2013 to 2070. The generated model outputs from the two working models are further analysed for the following model predictions.

3.1. Model predictions for the entire claimant cohort

The proportion of hemophilia in the surviving claimants as of August 31, 2013 has been used to weight the model outputs of hemophilic and non-hemophilic claimants when predicting long-term prognosis of the entire cohort of surviving claimants as of August 31, 2013. The sum of the weighted model outputs from the two working models is used to calculate cumulative rates of liver-related complications and mortality and proportions of disease stages in surviving claimants every 10 years starting from 2020. The cumulative rates of decompensated cirrhosis (from 3.3% to 12.1%), HCC (from 0.7% to 4.3%), and liver-related mortality (0% to 14.7%) in the simulated claimants are predicted to increase persistently from 2013 to 2070. Because the applied treatments in the model can cure most claimants and fibrosis stages prior to cirrhosis are expected to remain unchanged in cured claimants, the predicted proportions of non-cirrhotic stages in surviving claimants only increase slightly. However, the proportion of compensated cirrhosis in surviving claimants is predicted to decrease from 10.8% in 2013 to 1.4% because cured cirrhosis still progresses to decompensated cirrhosis and HCC in the model. Even though liver-related complications are usually associated with high mortality, the continuous progression of cured and uncured compensated cirrhosis can cause newly developed liver-related complications and slow down the declining proportions of liver-related complications in surviving claimants. The model outputs of the entire cohort of surviving claimants are summarized by the defined calendar years in *Table 13.1*.

3.2. Comparing hemophilics versus non-hemophilics for model outputs

Hemophilic claimants are expected to have poorer long-term prognosis than non-hemophilic claimants because the higher prevalence of advanced fibrosis stage, HIV co-infection, and male gender in hemophilic claimants can reduce treatment response and accelerate disease progression. The current revision has compared the model outputs of hemophilic and non-hemophilic claimants and further confirmed this hypothesis. By 2070, hemophilic claimants are predicted to have doubled cumulative rates of decompensated cirrhosis (20.7% vs. 9.5%), HCC (7.3% vs. 3.4%), and liver-related mortality (24.9% vs. 11.6%) when compared to non-hemophilic claimants. Because hemophilic claimants have much higher initial proportion of compensated cirrhosis than non-hemophilic claimants (18.1% vs. 8.6%), the predicted proportions of decompensated cirrhosis and HCC in surviving hemophilics remained two times higher than what are predicted in surviving non-hemophilic claimants until 2040 when the differences in the predicted proportion of compensated cirrhosis between surviving hemophilics and non-hemophilics start to decrease substantially due to the lack of progression from cured claimants with less advanced fibrosis stage. Additionally, the low liver transplantation rate applied in the HCV prognostic model has made the predicted cumulative rates of liver transplantation in hemophilics and non-hemophilics highly comparable but very small (1.0% vs. 0.9%). The model outputs of hemophilic and non-hemophilic claimants are summarized by the selected calendar years in *Table 13.2*.

4. Model outputs stratified by age

In order to help with future planning of compensation funds for current surviving claimants, the current revision has stratified surviving claimants by age strata starting at 20 years with 10-year

interval until 90 years or above for the comparisons of model outputs between hemophilic and non-hemophilic claimants.

4.1. Ages 20 to 29

In this age stratum, hemophilic claimants have a much higher initial proportion of cirrhosis than non-hemophilic claimants (16.8% vs. 9.9%). Thus, these hemophilic claimants are expected to have higher risks of developing liver-related complications and mortality. Additionally, the long life expectancy associated with this age stratum can further increase the occurrences of liver-related complications and mortality. Based on the model outputs by 2070 for these claimants, the predicted cumulative rates of decompensated cirrhosis (18.8% vs. 12.4%), HCC (6.7% vs. 4.9%), and liver-related mortality (23.5% vs. 15.5%) associated with hemophiles are 1.367 to 1.516 times what are predicted in non-hemophiles. The future proportion of compensated cirrhosis in surviving hemophiles is predicted to decline faster than that in non-hemophiles until the calendar year of 2040 when the two predicted proportions become comparable (5.7% vs. 4.3%). Thus, hemophiles and non-hemophiles will also have comparable proportions of liver-related complications after the calendar year of 2040 (decompensated cirrhosis: 0.7 to 2.9% vs. 0.7 to 1.6%; HCC: 0.3 to 1.0% vs. 0.3 to 0.7%; post-transplant: 0.2 to 0.4% vs. 0.3%). The model outputs of hemophilic and non-hemophilic claimants in this age stratum are summarized in *Table 14.1*.

4.2. Ages 30 to 39

Hemophilic claimants in this age stratum continue to have an almost doubled initial proportion of cirrhosis (17% vs. 9.7%) than non-hemophiles. Because this age stratum is associated with

shorter life expectancy than ages 20 to 29, the disease progression time will be shorter and the developments of liver-related complications and mortality in these claimants are also reduced slightly, irrespective of their hemophilic status. Thus, the predicted cumulative rates of decompensated cirrhosis (18.2% vs. 11.3%), HCC (6.1% vs. 4.5%), and liver-related mortality (22.5% vs. 14.4%) in 2070 in hemophiles are 1.356 to 1.611 times what are predicted in non-hemophiles. The proportion of compensated cirrhosis in hemophiles is predicted to decline faster than that in non-hemophiles until the calendar year of 2050 when the two predicted proportions are comparable (3.7% vs. 3.1%). Thus, the proportions of liver-related complications in surviving hemophiles and non-hemophiles are predicted to be highly comparable after the calendar year of 2050 (decompensated cirrhosis: 1.3 to 1.8% vs. 1.1% to 1.8%; HCC: 0.6% vs. 0.4 to 0.5%; post-transplant: 0.3% vs. 0.2 to 0.3%). The model outputs for hemophilic and non-hemophilic claimants in this age stratum are summarized in *Table 14.2*.

4.3. Ages 40 to 49

This age stratum is associated with a higher initial proportion of cirrhosis than ages 30 to 39, irrespective of claimant's hemophilic status. Additionally, the initial proportions of decompensated cirrhosis in hemophilic and non-hemophilic claimants in this age stratum have increased to 4.1% and 1.6%, respectively. Even though this age stratum is associated with shorter life expectancy, the high initial proportions of advanced disease stages in these claimants are likely to drive up future occurrences of liver-related complications and mortality. Since the initial proportion of cirrhosis in hemophiles is still two times higher than that in non-hemophiles in this age stratum (23.2% vs. 12.1%), the predicted cumulative rates of decompensated cirrhosis (23.1% vs. 12.9%), HCC (8.3% vs. 5.0%), and liver-related mortality (28.2% vs. 16.5%) by 2070

in hemophilics continue to be substantially higher than what are predicted in non-hemophilics. The proportions of cirrhosis in surviving hemophilics and non-hemophilics are predicted to decline to comparable levels (4.6% vs. 3.2%) in the calendar year of 2050. Surviving hemophilics and non-hemophilics are predicted to have comparable proportions of liver-related complications after the calendar year of 2050 (decompensated cirrhosis: 2.6 to 3.4% vs. 1.6 to 1.9%; HCC: 0.8 to 1.8% vs. 0.7 to 1.4%; post-transplant: 0.5 to 0.8% vs. 0.5 to 0.7%). The model outputs of hemophilic and non-hemophilic claimants in this age stratum are summarized in *Table 14.3*.

4.4. Ages 50 to 59

The initial proportions of cirrhosis (24.9% vs. 12.7%) and liver-related complications (decompensated cirrhosis: 4.8% vs. 2.8%; HCC: 1.9% vs. 0.9%) continue to increase in both hemophilic and non-hemophilic claimants in this age stratum. The shorter life expectancy of claimants in this age stratum begins to demonstrate strong impact on the disease prognosis as the predicted cumulative rates of decompensated cirrhosis, HCC, and liver-related mortality associated with this age stratum start to fall. However, the nearly doubled initial proportions of liver-related complications associated with hemophilics continue to make the predicted cumulative rates of decompensated cirrhosis (22.4% vs. 12.3%), HCC (8.5% vs. 4.3%), and liver-related mortality (27.1% vs. 15.3%) in hemophilics 1.771 to 1.977 times of what are predicted in non-hemophilics in 2070. However, hemophilics are predicted to have lower cumulative rates of liver transplantation than non-hemophilics (0.5% vs. 1.2%) due to substantially higher initial proportion of liver transplantation in non-hemophilics (0.9% vs. 0%). Our model predictions also indicate that no claimants will survive to 2070, irrespective of

hemophilic status. The proportions of compensated cirrhosis in surviving hemophiles and non-hemophiles are predicted to decline to a comparable level in 2060. Therefore, hemophiles are predicted to have persistently higher proportions of decompensated cirrhosis (4.3 to 6.2% vs. 2.2 to 2.9%) and HCC (1.7 to 4.9% vs. 0.7 to 2.5%) than non-hemophiles from 2020 to 2060. The model outputs of hemophilic and non-hemophilic claimants in this age stratum are summarized in *Table 14.4*.

4.5. Ages 60 to 69

Hemophilic and non-hemophilic claimants in this age stratum have the highest initial proportions of cirrhosis (30.8% vs. 14.5%), decompensated cirrhosis (10.2% vs. 4.2%), HCC (0.9% vs. 1.0%), and post-transplant (2.8% vs. 1.4%) in the entire claimant cohort. Even though the short life expectancy associated with this age stratum means no claimants will survive to 2060, the high initial proportions of advanced disease stages are expected to drive the cumulative rates of liver-related complications and mortality to the highest in both hemophilic and non-hemophilic claimants. When compared with non-hemophiles in this age stratum, hemophiles continue to have doubled initial proportions of cirrhosis and liver-related complications. Consequently, hemophiles are also predicted to have nearly doubled lifetime cumulative rates of decompensated cirrhosis (24.2% vs. 12.0%), HCC (6.8% vs. 4.3%), liver transplantation (3.4% vs. 1.7%), and liver-related mortality (28.1% vs. 14.5%) relative to non-hemophiles. Additionally, the much higher initial proportions of cirrhosis and liver-related complications in hemophiles are likely to make hemophiles to have sustainably higher proportions of liver-related complications than non-hemophiles over their survival time (decompensated cirrhosis: 6.8 to 7.8% vs. 2.6 to 5.3%; HCC: 2.3 to 4.6% vs. 1.0 to 2.4%; post-transplant: 2.7 to 4.1% vs.

1.3 to 2.0%). The model outputs of hemophilics and non-hemophilics in this age stratum are summarized in *Table 14.5*.

4.6. Ages 70 to 79

The initial disease stages associated with hemophilics are far more advanced than the initial stages associated with non-hemophilics in this age stratum (cirrhosis: 27.1% vs. 7.8%; decompensated cirrhosis: 12.2% vs. 5.1%; HCC: 6.1% vs. 0.7%, liver transplantation: 2% vs. 0.5%). However, the life expectancy associated with this age stratum is much reduced and no claimants in this age stratum will survive to 2050. Thus, further disease progression beyond 2050 will be stopped accordingly and the lifetime cumulative rates of liver-related complications and mortality in both hemophilic and non-hemophilic claimants are predicted to drop substantially. However, the predicted lifetime cumulative rates of decompensated cirrhosis (18.8% vs. 8.9%), HCC (9.1% vs. 2.6%), liver transplantation (2.5% vs. 0.7%), and liver-related mortality (20.8% vs. 10.1%) in hemophilics continue to be much higher than what are predicted in non-hemophilics. The higher initial proportions of compensated cirrhosis and decompensated cirrhosis associated with hemophilics also make the predicted proportions of liver-related complications in surviving hemophilics sustainably higher than what are predicted in non-hemophilics over their survival time (decompensated cirrhosis: 5.7 to 8.8% vs. 3.1 to 4.3%; HCC: 3.5 to 5.0% vs. 1.1 to 2.0%; post-transplant: 2.3 to 3.0% vs. 0.5 to 0.9%). The model outputs of hemophilic and non-hemophilic claimants in this age strata are summarized in *Table 14.6*.

4.7. Ages 80 to 89

The initial proportions of cirrhosis (7.7% vs. 8.9%) and decompensated cirrhosis (4.2% vs. 3.1%) in hemophiles in this age stratum substantially drop to be comparable with the initial proportions of the two advanced disease stages in non-hemophiles. Thus, the two types of claimants are expected to have similar long-term prognosis in their short life expectancy. Both hemophiles and non-hemophiles in this age stratum are predicted to have no survivors by 2040. Hemophiles and non-hemophiles are predicted to have comparable lifetime cumulative risks of liver-related complications (decompensated cirrhosis: 5.2% vs. 4.7%; HCC: 0.8% vs. 1.6%; liver transplantation: 0.1% vs. 0.4%) and mortality (5.5% vs. 5.2%) and also have comparable proportions of liver-related complications (decompensated cirrhosis: 4.5 to 4.9% vs. 2.5 to 3.0%; HCC: 0.8 to 1.9% vs. 1.1 to 2.1%; post-transplant: 0.1 to 0.4% vs. 0.3 to 0.4%) over their survival time. The model outputs of hemophilic and non-hemophilic claimants in this age stratum are summarized in *Table 14.7*.

4.8. Age strata of 90 years and above

Both hemophiles and non-hemophiles in this age stratum have further dropping but more comparable initial proportion of cirrhosis (4.3% vs. 4.5%). Within the much shortened life expectancy associated with this age stratum, both hemophiles and non-hemophiles are predicted to have very few occurrences of liver-related complications (decompensated cirrhosis: 0.5% vs. 1.8%; HCC: 0.2% vs. 0.6%; liver transplantation: 0% vs. 0.5%) and mortality (0.6% vs. 1.9%) by 2030 when no more claimants are predicted to survive. Thus, hemophiles and non-hemophiles also have highly comparable but extremely low proportions of liver-related complications (decompensated cirrhosis: 1.1% vs. 1.2%; HCC: 0.4% vs. 0.7%; post-transplant: 0%

vs. 0.5%) in 2020, the only defined calendar year with surviving claimants. The model outputs of hemophilics and non-hemophilics in this age stratum are summarized in *Table 14.8*.

5. Comparing model outputs of the current revision and the fourth revision

In order to demonstrate impact of updated treatment pattern and model variables on the long-term prognosis of current surviving claimants, we have compared the model outputs of the current revision and the fourth revision in the defined calendar years from 2020 to 2070. Because claimants only receive PEG-IFN/RBV combination treatment in the fourth revision, about of half of claimants are expected to fail with this treatment and continue to progress to more advanced disease stage. Thus, the predicted cumulative rates of liver-related complications and mortality in the fourth revision increase much faster than what are predicted in the current revision which mainly uses sofosbuvir-based doublet and 3D regimen plus RBV treatments, which can cure most claimants and substantially improve the long-term prognosis of compensation claimants. For example, the cumulative rate of cirrhosis in the fourth revision are predicted to increase from 24.3% in 2020 to 38.5% in 2060 (absolute difference: 14.2%) while the current revision predicts an increase of 2.9% (from 16.9% to 19.8%) for the cumulative rate of cirrhosis during the same period. Similar trends are also found in the comparisons of cumulative rates of HCC, liver transplantation, and liver-related mortality predicted by the fourth revision and the current revision. By 2060, the predicted cumulative rates of cirrhosis (38.5% vs. 19.8%), HCC (10.5% vs. 4.3%), and liver-related mortality (24.0% vs. 14.4%) in the fourth revision are nearly two times what are predicted in the current revision. Because the fourth revision assumed a much higher annual risk of liver-transplantation than the current revision (0.1 vs. 0.0004), the predicted cumulative rate of liver transplantation in the fourth revision in 2060 is 4.7 times the prediction

in the current revision (4.2% vs. 0.9%). Less effective antiviral therapy used in the fourth revision also affects the distribution of disease stages in surviving claimants over their survival time. Different from the relatively stable proportion of cirrhosis from 2020 to 2060 in the fourth revision (11.6% to 16.2%), the predicted proportion of cirrhosis in the current revision declines gradually (9.7% to 2.1%) due to the lack of new progressions from less advanced fibrosis stage. Thus, the fourth revision has persistently higher proportions of decompensated cirrhosis (2.9 to 4.3% vs. 1.5 to 3.2%) and HCC (1 to 1.5% vs. 0.7 to 1.1%) than the current revision over time from 2020 to 2060. The assumed higher annual risk of liver transplantation in the fourth revision could further drive up the predicted proportion of post-transplant in the fourth revision (1.5 to 4.1% vs. 0.5 to 0.7%). The model outputs of the fourth revision and the current revision are summarized in *Table 15*.

6. Sensitivity analyses

The substantial differences in model outputs of the current revision and the fourth revision have suggested that the model outputs of compensation claimants could be highly sensitive to the updates made in the current revision. When compared with the fourth revision, the current revision has updated treatment patterns using new antiviral regimens over the next five years and model estimates for the prognosis of cirrhosis and non-liver-related mortality using claims data. Thus, we have performed the following sensitivity analyses to assess the impact of the main updates on model outputs of current surviving non-hemophilic claimants.

6.1. Data sources of estimates for the prognosis of cirrhosis: Literature review vs. Claims data

The estimates for the prognosis of cirrhosis in the fourth revision were derived from literature review of studies including HCV patients irrespective of viral transmission route. Thus, the literature-based estimates are expected to have better external validity but poorer internal validity as the compensation claimants acquired HCV only through blood transfusion or blood products. The current claims data contain over 5,000 approved claimants and a large number of claimants have been followed up for 16 years since the compensation cohort was created in 1998. Thus, the claims data are believed to have enough sample size and follow-up time to estimate their own prognosis of cirrhosis and improve internal validity of model outputs. We have compared literature-derived estimates in the fourth revision and estimates based on claims data for the prognosis of cirrhosis (*Table 16.1.*). The annual risk of mortality associated with HCC in compensation claimants is about half of the estimate derived from literature (0.182 vs. 0.35). The first-year mortality rate after liver transplantation in compensation claimants is also much lower than what has been reported from literature (0.086 vs. 0.146). The fourth revision made an assumption on the chance of liver transplantation associated with decompensated cirrhosis or HCC due to the lack of literature. However, this assumed estimate is 4.7 times of the rate of liver transplantation (0.1 vs. 0.004) truly observed in compensation claimants. Thus, the estimates derived from claims data are expected to reduce the occurrences of liver-related mortality and liver transplantation. Comparing model outputs based on the two different data sources has confirmed substantially higher cumulative rate of liver transplantation associated with claims data in 2070 (3.2% vs. 0.9%). However, the estimates based on claims data are unable to reduce liver-related mortality likely due to very low occurrences of HCC. Thus, the model outputs based on these two data sources are highly comparable except more occurrences of liver transplantation due to the assumption made in the fourth revision. The model outputs of non-hemophiliacs using

estimates derived from literature or claims data for the prognosis of cirrhosis are summarized in *Table 16.2*.

6.2. Non-liver-related mortality: claim cohort vs. 2009 to 2011 Canada life tables

The current revision updated non-liver-related mortality by using claims data for the same purpose of improving the accuracy of model outputs because the comorbidities associated with blood transfusion or blood products could substantially reduce the life expectancy of compensation claimants. We have used the claims data to estimate annual risk of non-liver-related mortality in non-HIV claimants stratified by age, gender, and hemophilic status and compared them with the 2009 to 2011 Canada age- and gender-specific life tables (*Table 17.1*). The comparisons have demonstrated that annual non-liver-related mortality rates associated with both hemophilics (male: 0.00290) and non-hemophilics (male: 0.00233; female: 0.00133) at ages 30 to 39 were nearly two times of the annual mortality rates in general Canadians (male: 0.00111; female: 0.00058) within the same age range. Annual non-liver-related mortality rates associated with male non-hemophilics in ages 40 to 49 (0.00632) and ages 50 to 59 (0.00794) were 3.3 times and 1.6 times of the annual mortality rates for male Canadians in the same age strata (ages 40 to 49: 0.00240; ages 50 to 59: 0.00619). Thus, we have also performed the sensitivity analysis to compare model outputs based on different data sources for non-liver-related mortality, claims data vs. Canada life tables, for any meaningful changes. However, the model outputs are not sensitive to the identified differences in non-liver-related mortality between claimants and general Canadians as the generated model outputs are almost identical. The comparisons observed almost identical model predictions on cumulative rates of liver-related complications and proportions of disease stages in the selected calendar years from 2020 to 2070. Even though

the relative differences in annual non-liver-related mortality rates between some compensation claimants and general Canadians look large, the absolute differences in annual non-liver-related mortality rates between them are too small to cause any obvious changes of model outputs. The model outputs based on annual non-liver-related mortality rates derived from claims data and the Canada life tables for non-hemophilics are summarized in *Table 17.2*.

6.3. Treatment patterns: current revision vs. the fourth revision

Updating treatment patterns with information from new antiviral regimens served as the major revision of the HCV prognostic model in this report. In order to demonstrate the impact of updated treatment patterns on model predictions, we have compared the model outputs of non-hemophilic claimants using treatment patterns estimated in the fourth revision and the current revision for the HCV prognostic model. The treatment patterns estimated in the two revisions are different in both treatment rate and treatment efficacy. The overall treatment rate in the fourth revision was 43.6%, which is about half of the treatment rate derived from the treatment preference survey study in the current revision. PEG-IFN/RBV was the only antiviral regimen used in the fourth revision and the treatment efficacy of this antiviral regimen was only about half of sofosbuvir-based doublets or 3D regimen plus RBV, the two antiviral regimens functioned as the primary methods of treatment in the current revision of the model. The substantially increased treatment rate and treatment efficacy of antiviral regimens associated with the updated treatment patterns in the current revision were expected to provide a cure for most claimants with CHC and significantly improve long-term prognosis of compensation claimants. Comparing the model outputs based on the two treatment patterns demonstrates that the predicted cumulative rates of decompensated cirrhosis (9.5% vs. 19.7%), HCC (3.4% vs.

8.3%), and liver-related mortality (11.6% vs. 24.9%) associated with the updated treatment patterns in the current revision were less than half of the predictions associated with previous treatment patterns used in the fourth revision. Because the treatment patterns in the fourth revision are expected to cure about one-quarter of surviving claimants and uncured claimants will continue the progression to advanced disease stage, the predicted proportion of compensated cirrhosis associated with treatment patterns in the current revision declines much faster than the prediction associated with previous treatment patterns in the fourth revision. Consequently, the proportions of decompensated cirrhosis (5.9 to 6.7% vs. 0.8 to 2.1%), HCC (2.4 to 3.3% vs. 0.4 to 0.9%), and post-transplant (0.8 to 1.3% vs. 0.4 to 0.7%) in non-hemophilic claimants receiving treatment patterns used in the fourth revision are predicted to be persistently higher than the predictions associated with current treatment patterns over their future survival time. The model outputs based on the two treatment patterns for surviving non-hemophilic claimants are summarized in *Table 18*.

7. Overall uncertainty associated with model predictions

The estimates of model variables are associated with more or less uncertainty that can cause model outputs to vary. Uncertainty associated with model variables is usually indicated by 95% CI, which can be used to construct the distributions of model variables. When exploring over uncertainty associated with model outputs, the mean values of the model variables in the disease prognostic model are replaced with the constructed distributions of model variables to calculate 95% CI of model outputs.

The current revision used the abovementioned method to estimate uncertainty associated with the long-term prognosis of surviving compensation claimants as of August 31, 2013. Because the model variables in the HCV prognostic model are probability/proportion variables that are usually associated with beta distribution, we have constructed the distributions of model variables using their 95% CIs and the assumption of beta distribution. After replacing the baseline values of model variables with the constructed model distributions in the HCV prognostic model, two-order Monte Carlo simulation analysis with 1000 trials for the first order and 50,000 trials for the second order was performed to generate 1000 model outputs for surviving hemophilic and non-hemophilic claimants, respectively. In order to estimate 95% CI of model outputs for the entire claimant cohort, the initial proportion of hemophilia in the surviving claimants (23.1%) has been used to determine the number of model outputs randomly selected from the 1000 model outputs for hemophilics and non-hemophilics. Thus, 231 randomly selected model outputs for hemophilics and 769 randomly selected model outputs for non-hemophilics were pooled to create 1000 model outputs representing the distribution of model outputs for the entire claimant cohort. Based on these 1000 model outputs, the estimated 95% CIs of cumulative decompensated cirrhosis, HCC, and liver-related mortality rates by 2070 were 8.7 to 15.5%, 3.1 to 5.5%, and 11.0 to 18.4%, respectively. The 95% CIs of cumulative rates of liver-related complications and mortality in the selected calendar years are summarized in *Table 19*.

8. Implications of current revision on future indirect costs to claimants

The current revision has predicted that the future treatment patterns over the next five years could cure most claimants and substantially reduce liver-related complications, which are usually associated with significant consumptions of health resources and also indirect costs related to

patient time, caregiver time, and out-of-pocket costs. According to a large survey study measuring 738 outpatients living in the metropolitan area of Vancouver, British Columbia, the annual patient time costs, caregiver time costs, and out-of-pocket costs associated with viral clearance were \$281, \$31, and \$427, respectively. These costs associated with viral clearance were substantially lower than the costs associated with non-cirrhotic patients and further lower when compared to those costs associated with cirrhosis.⁹⁴ ENREF 1 This study also reported the lowest unemployment rate associated with viral clearance. Thus, successful treatment in a high proportion of HCV infected individuals, as is forecast by this model, may substantially reduce societal costs due to morbidity-related work loss, and may substantially reduce out of pocket expenses associated with ongoing HCV infection.

The economic impact of model outputs on compensation claimants is an important consideration for compensation budget planning as most claimants would get rid of the virus and their compensation needs would be substantially reduced. If future estimations on indirect costs to compensation claimants are needed, this Canadian survey study can be used as the source for the reference of indirect costs needed in the HCV prognostic model. For example, the health states used to summarize the annual patient time costs, caregiver time costs, and out-of-pocket time costs in this survey study could be easily matched with the health states in the HCV prognostic model. The reported annual indirect costs associated with the classified health states (*Table 20*) could be directly applied to the HCV prognostic model except treatment costs, which was based on interferon-based treatment. The new treatments are believed to be associated with much less treatment costs (not including drug costs) than interferon-based treatment because the treatment time of new treatments will be reduced to 12 weeks, which is a quarter of treatment time often

needed for interferon-based treatments. Additionally, the interferon-free treatments will cause much less toxicity and reduce indirect costs associated with AE management. Because this survey study also performed multiple regression analyses to assess the relationship between patient baseline characteristics and annual patient and caregiver time costs and out-of-pocket costs (*Table 2I*), the reported coefficients associated with patient demographics, virus clearance, and disease stages can be used to construct a formula to predict indirect costs associated with claimants during each model cycle. The same adjustment for indirect costs associated with treatment is also needed in this method in order to reflect the reduced treatment time and toxicity associated with new antiviral regimens used in the current revision.

9. Discussion

The emergence of highly effective antiviral regimens for CHC is expected to substantially alter current treatment patterns as well as significantly improve the long-term prognosis of patients with CHC. Thus, the current revision has primarily focused on updating treatment patterns with new antiviral regimens and revising model predictions for current surviving compensation claimants due to the changed treatment patterns. The current revision has conducted a survey to measure a physician's likelihood of treating claimants and their preferences on treatment options that include current standard treatment and also three new antiviral regimens that will be ready for Canadian patients within two years. The survey results based on data from 14 physicians suggest that they are willing to treat most claimants using the most recently developed antiviral regimens, sofosbuvir-based doublets and 3D antivirals, likely because they can provide a cure for nearly all patients and their expensive costs can be compensated.

When compared with the fourth revision that was conducted in 2010, the current revision predicts that the lifetime cumulative rates of liver-related complications and mortality can be reduced by half mainly due to greatly improved treatment rates and treatment efficacy associated with new treatments. Separate model predictions for claimants stratified by hemophilic status have further confirmed much poorer prognosis associated with hemophilic claimants mainly because of more advanced disease stages and a much higher prevalence of HIV co-infection in hemophilics. When compared with non-hemophilic claimants, hemophilic claimants are predicted to have doubled lifetime cumulative rates of decompensated cirrhosis, HCC, and liver-related mortality. Further comparisons of model outputs between hemophilics and non-hemophilics stratified by age suggest that the higher initial proportion of cirrhosis in hemophilics is the main factor driving up the occurrences of liver-related complications and mortality. Even though the new treatments can cure most claimants, the cured claimants with developed cirrhosis still have a certain risk of progressing to more advanced stages and continue to increase the risks of liver-related complications and mortality.

The MMWG on the current revision has taken several steps to improve the accuracy of model outputs. First, the current revision includes a survey of previously treated claimants to determine their treatment outcomes that have significant impact on long-term prognosis and also treatment pattern. The overall SVR rate among surveyed claimants was 57.8%, which was highly consistent with the reported SVR rate associated with previous standard antiviral therapy using the combination of PEG-IFN and RBV. We believe that treatment outcome patterns in these surveyed claimants are highly valid when used to estimate the initial proportions of treatment responders and non-responders needed by the HCV prognostic model. Second, the current

revision has fully taken into account the possible impact of HIV co-infection and previous treatment on physician treatment preference^{95,96} when conducting the treatment pattern survey study. Additionally, the surveyed physicians were asked to give their treatment preferences according to the summarized baseline characteristics of current surviving claimants chronically infected with HCV. Because previous revisions used the treatment patterns data derived from published survey studies for general patients with HCV, the estimated treatment patterns specifically for claimants stratified by the status of HIV co-infection and previous treatment should have much improved internal validity when simulating the same type of claimants in the model. For example, the results of this survey study indicate that over 90% of the surveyed physicians are willing to treat claimants with new treatments which are highly effective and also highly expensive. We believe that this treatment rate will substantially drop if these new treatments cannot be reimbursed. Finally, the current revision has tried to further improve the accuracy of model outputs by estimating model variables using claims data. Previous revisions mainly estimated model variables from literature or assumptions. When compared with model variables for the prognosis of cirrhosis in the fourth revision, the estimates of some model variables derived from claims data were much lower. For example, the assumed annual risk of receiving liver transplantation in the fourth revision is 25 times of the estimate derived from claims data. Using this assumed estimate would increase lifetime cumulative liver transplantation rate by 356% from 0.9% to 3.2% in surviving non-hemophilic claimants. Because liver transplantation increases costs tremendously to both patients and health care system, the revised prediction of the rate of liver transplantation in the future is expected to have significant impact on future compensation budget planning.

The previous revision validated the natural history model through the comparisons of predicted and observed initial distribution of disease stages in the simulated claimants. In contrast, the current revision compared predicted and observed liver-related complications and mortality by following a group of non-hemophilic claimants for 10 years. The predicted and observed liver-related complications are well matched. However, the predicted cumulative liver-related mortality rate was lower than what was observed whereas the predicted non-liver-related mortality was much higher than what was observed. We suspect that recorded liver-related complications present in the claim cohort may be less advanced due to treatment received via the compensation program. The risk of liver-related mortality among the claimant cohort is likely to be less than predicted by the literature because the cohort has received treatment under the compensation plan that those in other studies did not get (presumably due to cost issues). However, the impact of this bias on model predictions should be significantly minimized because the updated treatment patterns are expected to cure the majority of claimants with CHC and the occurrences of liver-related complications will be substantially reduced. Because claims involving deaths not caused by HCV would not be eligible to receive compensation, non-liver-related mortality in compensation claimants may not be fully recorded. The missing information on non-liver-related mortality could make the predicted non-liver-related mortality higher than the recorded non-liver-related mortality in compensation claimants. Because the two types of bias associated with mortality can be neutralized by each other, the predicted and observed all-cause mortalities are comparable. Thus, we believe that the HCV prognostic model used in the current revision is valid and able to generate reliable model predictions on the long-term prognosis of current surviving compensation claimants.

The current revision has also performed sensitivity analysis to assess the changes of model outputs associated with the major revisions made in the HCV prognostic model. The major revisions include the updated treatment patterns with new antiviral regimens and using claims data to estimate model variables for the prognosis of cirrhosis and non-liver-related mortality. These sensitivity analyses have not detected any meaningful changes of model outputs when changing the data sources for the estimations on the prognosis of cirrhosis and non-liver-related mortality. The insensitivity of model outputs to estimates derived from claims data for the prognosis of cirrhosis can be explained by the updated treatment patterns that will cure most of patients and substantially reduce the risk of cirrhosis in the compensation claimants. Thus, the impact of the changes of model variables for the prognosis of cirrhosis is unlikely to be demonstrated in a small number of cirrhotic claimants. Another sensitivity analysis observed almost identical model outputs based on non-liver-related mortality derived from claims data and the latest Canada life tables. Even though the non-liver-related mortality associated with some compensation claimants has been confirmed to be relatively larger than general population, the absolute differences in non-liver-related mortality between them are too small to cause any obvious changes of model outputs. The final sensitivity analysis compared the model outputs based on previous treatment patterns used in the fourth revision and the updated treatment pattern in the current revision. Similar to the comparisons of model outputs in the fourth revision and the current revision, the model predictions on the lifetime risks of liver-related complications and mortality are decreased by half when the updated treatment patterns in the current revision are used. Thus, these performed sensitivity analyses have confirmed that the predicted improvements of long-term prognosis in the current surviving claimants are solely driven by the

updated treatment patterns that will cure over 80% of surviving claimants with HCV over the next five years.

The current revision also has several limitations that may affect model predictions. The efficacy of antiviral regimens represented in the treatment pattern data are based on randomized clinical trials identified via a comprehensive search of main medical databases as well as proceedings from top liver-related conferences. However, the identified clinical trials are unable to provide all estimates needed in the model. For example, we have to assume that HIV co-infection has the same impact on SVR rates associated with new antiviral regimens as that found in traditional PEG-IFN/RBV treatment due to the lack of trials assessing new antiviral treatments in patients with HIV co-infection. Additionally, the reported treatment efficacies associated with these new antiviral regimens are determined based on SVR at 12 weeks, which is only half the time conventionally used to assess SVR following treatment. Even though both Health Canada and US FDA accept SVR at 12 weeks as the main outcome measure to assess treatment efficacies of new antivirals, there is no clinical evidence confirming that SVR at 12 weeks represents a clinical cure. Thus, current model predictions may require further adjustment if SVR rates associated with new antiviral regimens change appreciably given longer follow-up. Finally, the current revision doesn't take into account the prognosis of small number of claimants (33 claimants, 0.86% of total surviving claimants as of August 31, 2013) who were categorized into compensation level 6 because of liver-unrelated complications, such as lymphoma (8 claimants), cryoglobulinemia (14 claimants), and glomerulonephritis (11 claimants). Because cryoglobulinemia and glomerulonephritis can be substantially improved after eradication of HCV,⁹⁷ the new treatment patterns could make their impact on model prediction totally ignorable.

Also, more and more convincing evidence suggest that successful antiviral therapy improves cure rate of HCV-related lymphoma.⁹⁸ We believe that this small group of patients only have modest effects on the future mortality of the compensation cohort.

In summary, the HCV prognostic model has been revised by including future treatment pattern data which takes into account new antiviral regimens that are likely to be available in Canada within the next two years. The much improved treatment rate and cure rate associated with sofosbuvir-based doublets and 3D antiviral regimen plus RBV would reduce the lifetime risks of liver-related complications and mortality by half in current surviving hemophilic and non-hemophilic claimants. Additionally, hemophilic claimants are predicted to continue to have a worse prognosis than non-hemophilic claimants likely due to a higher initial proportion of cirrhosis and HIV co-infection. Thus, future compensation funds are definitely needed to be adjusted by taking into account the changes of treatment patterns, expected reductions of liver-related complications and mortality, and reduced indirect costs to claimants due to substantially improved cure rate.

10. References

1. The hepatitis C prevention, support and research program: Health Canada Initiatives on hepatitis C. Health Canada. Can J Public Health 2000;9:S27-31
2. Remis RS, Hogg RS, Krahn MD, Preiksaitis JK, Sherman M, Palmer RWH. Estimating the number of blood transfusion recipients infected by hepatitis C virus in Canada, 1960-85 and 1990-92: Report to Health Canada; 1998.
3. Zou S, Tepper M, Giulivi A. Current status of hepatitis C in Canada. Can J Public Health 2000;91 Suppl 1:S10-15, S10-16.
4. Scully LJ, Mitchell S, Gill P. Clinical and epidemiologic characteristics of hepatitis C in a gastroenterology/hepatology practice in Ottawa. CMAJ 1993;148(7):1173-7.
5. Stevens CE, Taylor PE, Pindyck J, Choo QL, Bradley DW, Kuo G, et al. Epidemiology of hepatitis C virus. A preliminary study in volunteer blood donors. JAMA 1990;263:49-53.
6. Comeau P. Hepatitis C compensation may be extended. CMAJ 2005;172:25.

7. Bennett WG, Inoue Y, Beck JR, Wong JB, Pauker SG, Davis GL. Estimates of the cost-effectiveness of a single course of interferon-alpha 2b in patients with histologically mild chronic hepatitis C. *Ann Intern Med* 1997;127:855-865.
8. Wong JB. Interferon treatment for chronic hepatitis B or C infection: costs and effectiveness. *Acta Gastroenterol Belg* 1998;61:238-242.
9. Ghany MG, Strader DB, Thomas DL, Seeff LB; American Association for the Study of Liver Diseases. Diagnosis, management, and treatment of hepatitis C: an update. *Hepatology* 2009;49(4):1335-74.
10. Venkatraman S, Bogen SL, Arasappan A, et al. Discovery of (1R,5S)-N-[3-amino-1-(cyclobutylmethyl)-2,3-dioxopropyl]-3-[2(S)-[[[(1,1-dimethylethyl)amino] carbonyl]amino]-3,3-dimethyl-1-oxobutyl]-6,6-dimethyl-3-azabicyclo [3.1.0]hexan-2(S)-carboxamide (SCH 503034), a selective, potent, orally bioavailable hepatitis C virus NS3 protease inhibitor: a potential therapeutic agent for the treatment of hepatitis C infection. *J Med Chem*. 2006; 49:6074-86.
11. Lin C, Kwong AD, Perni RB. Discovery and development of VX-950, a novel, covalent, and reversible inhibitor of hepatitis C virus NS3.4A serine protease. *Infect Disord Drug Targets* 2006; 6: 3-16.
12. Maylin S, Martinot-Peignoux M, Ripault MP, et al. Sustained virological response is associated with clearance of hepatitis C virus RNA and a decrease in hepatitis C virus antibody. *Liver Int* 2009;29(4):511-7.
13. Kwo PY, Lawitz EJ, McCone J, et al. Efficacy of boceprevir, an NS3 protease inhibitor, in combination with peginterferon alfa-2b and ribavirin in treatment-naïve patients with genotype 1 hepatitis C infection (SPRINT-1): an open-label, randomised, multicentre phase 2 trial. *Lancet* 2010;376(9742):705-16.
14. Jacobson IM, McHutchison JG, Dusheiko G, et al. Telaprevir for previously untreated chronic hepatitis C virus infection. *N Engl J Med* 2011;364(25):2405-16.
15. Bacon BR, Gordon SC, Lawitz E, et al. Boceprevir for previously treated chronic HCV genotype 1 infection. *N Engl J Med* 2011;364(13):1207-17.
16. McHutchison JG, Manns MP, Muir AJ, et al. Telaprevir for previously treated chronic HCV infection. *N Engl J Med* 2010;362(14):1292-303.
17. RK Chaudhary, M Tepper, S Eisaadany, Paul R Gully. Distribution of hepatitis C virus genotypes in Canada: Results from the LCDC Sentinel Health Unit Surveillance System. *Can J Infect Dis* 1999; 10(1): 53-56.
18. Lin TI, Lenz O, Fanning G, et al. In vitro activity and preclinical profile of TMC435350, a potent hepatitis C virus protease inhibitor. *Antimicrob Agents Chemother* 2009;53(4):1377-85.
19. Herbst DA Jr, Reddy KR. Sofosbuvir, a nucleotide polymerase inhibitor, for the treatment of chronic hepatitis C virus infection. *Expert Opin Investig Drugs* 2013;22(4):527-36.
20. Ira M. Jacobson, Reem H. Ghalib, Maribel Rodriguez-Torres, et al. SVR results of a once-daily regimen of simeprevir (TMC435) plus sofosbuvir (GS-7977) with or without ribavirin in cirrhotic and non-cirrhotic HCV genotype 1 treatment-naïve and prior null responder patients: The COSMOS study. 2013 AASLD annual meeting.
21. Sulkowski MS, Asselah T, Lalezari J, et al. Faldaprevir combined with pegylated interferon alfa-2a and ribavirin in treatment-naïve patients with chronic genotype 1 HCV: SILEN-C1 trial. *Hepatology* 2013;57(6):2143-54.
22. Afdhal N, Zeuzem S, Kwo P, et al. Ledipasvir and Sofosbuvir for Untreated HCV Genotype 1 Infection. *N Engl J Med* (published online on April 11, 2014)
23. Afdhal N, Reddy KR, Nelson DR, et al. Ledipasvir and sofosbuvir for previously treated HCV genotype 1 infection. *N Engl J Med* 2014;370(16):1483-93.
24. Sulkowski MS, Gardiner DF, Rodriguez-Torres M, et al. Daclatasvir plus sofosbuvir for previously treated or untreated chronic HCV infection. *N Engl J Med* 2014;370(3):211-21.
25. Feld JJ, Kowdley KV, Coakley E, et al. Treatment of HCV with ABT-450/r-ombitasvir and dasabuvir with ribavirin. *N Engl J Med* 2014;370(17):1594-603.

26. Dore GJ. The changing therapeutic landscape for hepatitis C. *Med J Aust.* 2012;196:629-632.
27. Aleman S et al. A risk for hepatocellular carcinoma persists long-term after sustained virologic response in patients with hepatitis C-associated liver cirrhosis. *Clin Infect Dis* 2013; 57:230-6.
28. Franchini M, Mengoli C, Veneri D, Mazzi R, Lippi G, Cruciani M. Treatment of chronic hepatitis C in haemophilic patients with interferon and ribavirin: a meta-analysis. *J Antimicrob Chemother* 2008;61(6):1191-200.
29. Poynard T, Marcellin P, Lee SS, et al. Randomised trial of interferon alpha2b plus ribavirin for 48 weeks or for 24 weeks versus interferon alpha2b plus placebo for 48 weeks for treatment of chronic infection with hepatitis C virus. *Lancet* 1998; 352: 1426–32.
30. Manns MP, McHutchison JG, Gordon SC, et al. Peginterferon alfa-2b plus ribavirin compared with interferon alfa-2b plus ribavirin for initial treatment of chronic hepatitis C: a randomised trial. *Lancet* 2001; 358: 958–65.
31. Seeger JD, Walker AM, Williams PL, Saperia GM, Sacks FM. A propensity score-matched cohort study of the effect of statins, mainly fluvastatin, on the occurrence of acute myocardial infarction. *Am J Cardiol* 2003;92:1447-1451.
32. D'Agostino RB, Jr. Propensity score methods for bias reduction in the comparison of a treatment to a non-randomized control group. *Stat Med* 1998;17:2265-2281.
33. http://www.hc-sc.gc.ca/dhp-mps/prodpharma/sbd-smd/drug-med/sbd_smd_2011_victrelis_141556-eng.php
34. <http://www.fda.gov/ForConsumers/ByAudience/ForPatientAdvocates/ucm255413.htm>
35. http://www.hc-sc.gc.ca/dhp-mps/prodpharma/sbd-smd/drug-med/sbd_smd_2012_incivek_142482-eng.php
36. <http://www.fda.gov/ForConsumers/ByAudience/ForPatientAdvocates/ucm256328.htm>
37. http://www.hc-sc.gc.ca/dhp-mps/prodpharma/sbd-smd/drug-med/sbd_smd_2014_sovaldi_165043-eng.php
38. <http://www.fda.gov/forconsumers/byaudience/forpatientadvocates/ucm377920.htm>
39. http://www.hc-sc.gc.ca/dhp-mps/prodpharma/sbd-smd/drug-med/sbd_smd_2014_galexos_164021-eng.php
40. <http://www.fda.gov/forconsumers/byaudience/forpatientadvocates/ucm377234.htm>
41. Pearlman BL and Ehleben C. Hepatitis C Genotype 1 Virus With Low Viral Load and Rapid Virologic Response to Peginterferon/Ribavirin Obviates a Protease Inhibitor. *Hepatology* 2014;59(1): 71-77.
42. Poordad F, Bronowicki JP, Gordon SC, et al. Factors That Predict Response of Patients With Hepatitis C Virus Infection to Boceprevir. *GASTROENTEROLOGY* 2012;143:608–618
43. Kwo PY, Lawitz EJ, McCone J et al. Efficacy of boceprevir, an NS3 protease inhibitor, in combination with peginterferon alfa-2b and ribavirin in treatment-naïve patients with genotype 1 hepatitis C infection (SPRINT-1): an open-label, randomised, multicentre phase 2 trial. *Lancet* 2010; 376(9742): 705-716.
44. Lawitz E, Zeuzem S, Nyberg L, et al. Boceprevir(BOC) combined with peginterferon alfa 2b/ribavirin (P/RBV) in treatment-naïve chronic HCV genotype 1 patients with compensated cirrhosis: sustained virologic response(SVR) and safety subanalyses from the anemia management study. *Hepatology* 2012;56(4):216A.
45. Poordad F, McCone J, Bacon B, et al. Boceprevir for Untreated Chronic HCV Genotype 1 Infection. *New England Journal of Medicine* 2011;364(13): 1195-1206.
46. Basu P, Siriki R, Shah N, et al. Telaprevir with adjusted dose of ribavirin in naïve CHC-G1: efficacy and treatment in CHC in hemodialysis population. target c(RCT). *Journal of Hepatology* 2013;58:S30-S31.
47. Basu P, Shah N, Farhat S, et al. Pegylated interferon alfa, nitazaxanide, telaprevir and ribavirin in prior experienced chronic hepatitis C genotype 1 patients-a randomized placebo control clinical pilot trial (INTRIGUE-C). *Hepatology* 2012;56(4):1035A.

48. Horsmans Y, Brown Jr R, Buti M, et al. Safety and efficacy of twice daily versus every 8 hour telaprevir with peginterferon/ribavirin (pr) in patients with cirrhosis. *Journal of Hepatology* 2013;58:S338-S339.
49. Mathurin P, Sarrazin C, Reesink H, et al. Treatment with telaprevir-based therapy after exposure to PEG-IFN/RBV in the realize study: results from the phase iiib c219 rollover study. *Journal of Hepatology* 2013;58:S356-S357.
50. McHutchison J, Everson G, Gordon S, et al. Telaprevir with Peginterferon and Ribavirin for Chronic HCV Genotype 1 Infection. *New England Journal of Medicine* 2009;360(18): 1827-1838.
51. Sherman K, Flamm S, Afdhal N, et al. Response-Guided Telaprevir Combination Treatment for Hepatitis C Virus Infection. *New England Journal of Medicine* 2011;365(11): 1014-1024.
52. Zeuzem S, Andreone P, Pol S, et al. Telaprevir for Retreatment of HCV Infection. *New England Journal of Medicine* 2011;364(25): 2417-2428.
53. Buti M, Agarwal K, Horsmans Y, et al. Telaprevir Twice Daily Is Noninferior to Telaprevir Every 8 Hours for Patients With Chronic Hepatitis C. *Gastroenterology* 2014;146(3):744-753
54. Hézode C, Forestier N, Dusheiko G, et al. Telaprevir and peginterferon with or without ribavirin for chronic HCV infection. *N Engl J Med* 2009; 360:1839-1850.
55. Kumada H, Toyota J, Okanoue T, et al. Telaprevir with peginterferon and ribavirin for treatment-naïve patients chronically infected with HCV of genotype 1 in Japan. *J Hepatol* 2012;56(1):78-84.
56. Benhamou Y, Moussalli J, Ratzu V, et al. Telaprevir Activity in Treatment-Naïve Patients Infected Hepatitis C Virus Genotype 4: A Randomized Trial. *Journal of Infectious Diseases* 2013; 208(6): 1000-1007.
57. Foster G, Hezode C, Bronowicki J, et al. Telaprevir Alone or With Peginterferon and Ribavirin Reduces HCV RNA in Patients With Chronic Genotype 2 but Not Genotype 3 Infections. *Gastroenterology* 2011;141(3): 881-889.
58. Jacobson I, McHutchison J, Dusheiko G, et al. Telaprevir for Previously Untreated Chronic Hepatitis C Virus Infection. *New England Journal of Medicine* 2011;364(25): 2405-2416.
59. Marcellin P, Forns X, Goeser T, et al. Telaprevir Is Effective Given Every 8 or 12 Hours With Ribavirin and Peginterferon Alfa-2a or-2b to Patients With Chronic Hepatitis C. *Gastroenterology* 2011;140(2): 459-468.
60. Rizzetto M, Andreone P, Colombo M, et al. ADVANCE study: Final results of the phase III trial with telaprevir in combination with PEG-IFN and RBV in treatment-naïve genotype 1 HCV. *Digestive and Liver Disease* 2011;43: S69-S69.
61. Rockstroh J, Nelson M, Soriano V, et al. Startverso 4 phase III trial of faldaprevir plus peginterferon alfa-2a and ribavirin (PR) in patients with HIV and HCV genotype 1 coinfection: end of treatment response. *Hepatology* 2013;58(4):741A-742A.
62. Ferenci P, Asselah T, Foster G, et al. Faldaprevir plus pegylated interferon alfa-2a and ribavirin in chronic hcv genotype-1 treatment-naïve patients: final results from startverso1, a randomised, double-blind, placebo-controlled phase iii trial. *Journal of Hepatology* 2013; 58:S569-570.
63. Sulkowski M, Asselah T, Lalezari J, et al. Faldaprevir combined with pegylated interferon alfa-2a and ribavirin in treatment-naïve patients with chronic genotype1 HCV: SILEN-C1 trial. *Hepatology* 2013;57(6): 2143-2154.
64. Sulkowski M, Pol S, Mallolas J, et al. Boceprevir versus placebo with pegylated interferon alfa-2b and ribavirin for treatment of hepatitis C virus genotype 1 in patients with HIV: a randomised, double-blind, controlled phase 2 trial. *Lancet Infect Dis.* 2013;13(7):597-605.
65. Sulkowski M, Sherman K, Dieterich D, et al. Combination Therapy With Telaprevir for Chronic Hepatitis C Virus Genotype 1 Infection in Patients With HIV A Randomized Trial. *Annals of Internal Medicine* 2013;159(2): 86-W35.
66. Sulkowski M, Sherman K, Soriano V, et al. Telaprevir in combination with peginterferon alfa-2a/ribavirin in HCV/HIV co-infected patients: SVR24 final study results. *Hepatology* 2012; 56(4):219A-220A.

67. Poordad F, Bronowicki J, Gordon S, et al. Factors That Predict Response of Patients With Hepatitis C Virus Infection to Boceprevir. *Gastroenterology* 2012;143:608–618
68. Bacon B, Gordon S, Lawitz E, et al. Boceprevir for Previously Treated Chronic HCV Genotype 1 Infection. *N Engl J Med* 2011; 364(13): 1207–1217.
69. Hézode C, Fontaine H, Dorival C, et al. Triple therapy in treatment-experienced patients with HCV-cirrhosis in a multicentre cohort of the French Early Access Programme (ANRS CO20-CUPIC) – NCT01514890. *Journal of Hepatology* 2013; 59:434–441
70. Flamm S, Lawitz E, Jacobson I, et al. Boceprevir With Peginterferon Alfa-2a–Ribavirin Is Effective for Previously Treated Chronic Hepatitis C Genotype 1 Infection. *Clinical Gastroenterology and Hepatology* 2013; 11:81–87
71. Pockros P, Zeuzem S, Lawitz E, et al. Telaprevir-Based Regimen in Genotype 1 Hepatitis C Virus-Infected Patients With Prior Null Response, Partial Response or Relapse to Peginterferon/Ribavirin: REALIZE Trial Final Results. *Gastroenterology* 2011;140(5): S898-S898.
72. Hayashi N, Okanoue T, Tsubouchi H, et al. Efficacy and safety of telaprevir, a new protease inhibitor, for difficult-to-treat patients with genotype 1 chronic hepatitis C. *Journal of Viral Hepatitis* 2012; 19:e134–e142.
73. Foster G, Zeuzem S, Andreone P, et al. Sustained virologic response rates with telaprevir by response after 4 weeks of lead-in therapy in patients with prior treatment failure. *Journal of Hepatology* 2013; 58:488–494.
74. Hézode C, Fontaine H, Dorival C, et al. Triple therapy in treatment-experienced patients with HCV-cirrhosis in a multicentre cohort of the French Early Access Programme (ANRS CO20-CUPIC) – NCT01514890. *Journal of Hepatology* 2013; 59:434–441
75. McHutchison J, Manns M, Muir A, et al. Telaprevir for previously treated chronic HCV infection. *N Engl J Med* 2010; 362(14):1292-303.
76. Sulkowski M, Bourliere M, Bronowicki J. et al. Faldaprevir combined with peginterferon alfa-2a and ribavirin in chronic hepatitis C virus genotype-1 patients with prior nonresponse: SILEN-C2 trial. *Hepatology* 2013;57(6): 2155-2163.
77. Sulkowski M, Sherman K, Dieterich D, et al. Combination Therapy With Telaprevir for Chronic Hepatitis C Virus Genotype 1 Infection in Patients With HIV A Randomized Trial. *Annals of Internal Medicine* 2013; 159(2): 86-W35.
78. Jacobson I, Ghalib R, Rodriguez-Torres M, et al. SVR results of a once-daily regimen of simeprevir (TMC435) plus sofosbuvir (GS-7977) with or without ribavirin in cirrhotic and non-cirrhotic HCV genotype 1 treatment-naïve and prior null responder patients: The COSMOS study. *Hepatology* 2013;58(6): 1379A-1380A.
79. Lawitz E, Poordad F, Pang P, et al. Sofosbuvir and ledipasvir fixed-dose combination with and without ribavirin in treatment-naïve and previously treated patients with genotype 1 hepatitis C virus infection (LONESTAR): an open-label, randomised, phase 2 trial. *Lancet*. 2014;383(9916):515-23.
80. Sulkowski M, Gardiner D, Rodriguez-Torres M, et al. Daclatasvir plus sofosbuvir for previously treated or untreated chronic HCV infection. *N Engl J Med* 2014;370(3):211-21.
81. Zeuzem S, Jacobson IM, Baykal T, et al. Retreatment of HCV with ABT-450/r-ombitasvir and dasabuvir with ribavirin. *N Engl J Med* 2014;370(17):1604-14.
82. http://liver.ca/liver-education-liver-research/resources-health-professionals/Physician_Directories.aspx
83. Yi Q, Wang PP, Krahn M. Improving the accuracy of long-term prognostic estimates in hepatitis C virus infection. *J Viral Hepat*. 2004;11:166-174.
84. 2009 to 2011 Canada life tables. <http://www.statcan.gc.ca/pub/84-537-x/2013005/tbl-eng.htm>
85. Mohsen AH, Easterbrook PJ, Taylor C, et al. Impact of human immunodeficiency virus (HIV) infection on the progression of liver fibrosis in hepatitis C virus infected patients. *Gut*. 2003;52(7):1035-40.

86. Franchini M, Mengoli C, Veneri D, et al. Treatment of chronic hepatitis C in haemophilic patients with interferon and ribavirin: a meta-analysis. *J Antimicrob Chemother* 2008;61(6):1191-200.
87. Yee TT, Griffioen A, Sabin CA, Dusheiko G, Lee CA. The natural history of HCV in a cohort of haemophilic patients infected between 1961 and 1985. *Gut* 2000;47(6):845-51.
88. Estimating the Prognosis of Canadians Infected With the Hepatitis C Virus Through the Blood Supply, 1986-1990 (fourth revision)
89. Barrett S, Goh J, Coughlan B, Ryan E, Stewart S, Cockram A, O'Keane JC, Crowe J. The natural course of hepatitis C virus infection after 22 years in a unique homogenous cohort: spontaneous viral clearance and chronic HCV infection. *Gut*. 2001;49(3):423-30.
90. Yatsushashi H, Yano M. Natural history of chronic hepatitis C. *J Gastroenterol Hepatol* 2000;15:E111-116.
91. Braks RE, Ganne-Carrie N, Fontaine H, et al. Effect of sustained virological response on long-term clinical outcome in 113 patients with compensated hepatitis C-related cirrhosis treated by interferon alpha and ribavirin. *World J Gastroenterol*. 2007;13:5648-5653.
92. Ly KN, Xing J, Klevens RM, Jiles RB, Holmberg SD. Causes of death and characteristics of decedents with viral hepatitis, United States, 2010. *Clin Infect Dis*. 2014;58:40-49.
93. Vezali E, Aghemo A, Colombo M. A review of the treatment of chronic hepatitis C virus infection in cirrhosis. *Clin Ther*. 2010;32(13):2117-38.
94. Federico CA, Hsu PC, Krajden M, et al. Patient time costs and out-of-pocket costs in hepatitis C. *Liver Int*. 2012;32:815-825.
95. Bova C, Ogawa LF, Sullivan-Bolyai S. Hepatitis C treatment experiences and decision making among patients living with HIV infection. *J Assoc Nurses AIDS Care*. 2010;21:63-74.
96. Niederau C, Huppe D, Zehnter E, et al. Chronic hepatitis C: treat or wait? Medical decision making in clinical practice. *World J Gastroenterol*. 2012;18:1339-1347.
97. Alric L, Plaisier E, Thebault S, et al. Influence of antiviral therapy in hepatitis C virus-associated cryoglobulinemic MPGN. *Am J Kidney Dis*. 2004;43:617-623.
98. Takahashi K, Nishida N, Kawabata H, Haga H, Chiba T. Regression of Hodgkin lymphoma in response to antiviral therapy for hepatitis C virus infection. *Intern Med*. 2012;51:2745-2747.

11. Tables

Table 1. Baseline clinical and serological features of post-transfusion claimant cohort as of August 31, 2013: comparisons between hemophilics and non-hemophilics.

	Total	Hemophilics		non-Hemophilics		Statistical test	
Characteristics	N=5368	N=1345		N=4023			
	N	N	%*	N	%*	Chi	P
Sex							
Male	3303	1189	88.4	2114	52.5	547.423	<0.001
Female	2061	155	11.5	1906	47.4	547.815	<0.001
Missing	4	1	0.1	3	0.1	0.000	0.998

Survival status as of August 31, 2013							
Alive	3832	884	65.7	2948	73.3	27.789	<0.001
Dead	1536	461	34.3	1075	26.7	27.789	<0.001
Compensation level based on biopsy							
Yes	1053	232	17.3	821	20.4	6.378	0.012
No	4315	1113	82.7	3202	79.6	6.378	0.012
Level of compensation							
Level 1	872	155	11.5	717	17.8	29.390	<0.001
Level 2	1442	211	15.7	1231	30.6	114.078	<0.001
Level 3	1322	347	25.8	975	24.2	1.328	0.249
Level 4	292	84	6.3	208	5.2	2.265	0.132
Level 5	361	112	8.3	249	6.2	7.344	0.007
Level 6	610	148	11.0	462	11.5	0.231	0.631
Missing	469	288	21.4	181	4.5	361.636	<0.001
HCV therapy							
Yes	1342	378	28.1	964	24.0	9.223	0.002
No	4026	967	71.9	3059	76.0	9.223	0.002
HIV Positive							
Yes	537	412	30.6	125	3.1	848.248	<0.001
No	4339	847	63.0	3492	86.8	369.331	<0.001
Indeterminate	38	3	0.2	35	0.9	6.002	0.014
Missing	454	83	6.2	371	9.2	12.119	0.001
Age at first blood transfusion (yr)							
0-9	286	0	0.0	286	7.1	0.078	0.780
10-19	252	0	0.0	252	6.3	0.068	0.794
20-29	694	1	0.1	693	17.2	4.687	0.030
30-39	747	0	0.0	747	18.6	0.234	0.629
40-49	596	0	0.0	596	14.8	0.178	0.673
50-59	590	0	0.0	590	14.7	0.176	0.675
60-69	571	0	0.0	571	14.2	0.169	0.681
70+	203	0	0.0	203	5.1	0.054	0.816
Missing	7	0	0.0	7	0.2	0.002	0.966
Year at first blood transfusion							
<1986	567	0	0.0	567	14.1	0.168	0.682
1986	793	1	0.1	792	19.7	3.977	0.046
1987	805	0	0.0	805	20.0	0.256	0.613
1988	737	0	0.0	737	18.3	0.230	0.632
1989	751	0	0.0	751	18.7	0.235	0.628
1990	292	0	0.0	292	7.3	0.080	0.777
Missing	1	0	0.0	1	0.0	0.000	0.987

Number of transfusions, 1986-1990							
1	1385	1	0.1	1384	34.4	1.850	0.174
2	348	0	0.0	348	8.7	0.097	0.756
3	183	0	0.0	183	4.6	0.049	0.825
4	272	0	0.0	272	6.8	0.074	0.786
5	100	0	0.0	100	2.5	0.026	0.872
>5	1653	0	0.0	1653	41.1	0.721	0.396
Missing	5	0	0.0	5	0.1	0.001	0.972
Among alive cohort	N=3832	N=884		N=2948			
HIV Positive							
Yes	326	227	25.7	99	3.4	435.296	<0.001
No	3160	595	67.3	2565	87.0	182.516	<0.001
Indeterminate	24	2	0.2	22	0.8	2.955	0.086
Missing	322	60	6.8	262	8.9	3.897	0.048
Sex							
Male	2173	749	84.7	1424	48.3	367.526	<0.001
Female	1655	134	15.2	1521	51.6	367.967	<0.001
Current age, mean (SD) years	5362	883	49.7 (13.7)	2944	61.8 (18.5)	17.970	<0.001

*Percentages were calculated based on available observations excluding missing and unknown categories.
HCV, hepatitis C virus; RNA, ribonucleic acid; SD, standard deviation.

Table 2.1. Baseline characteristics and SVR among previously treated compensation claimants.

Hemophilic status	Hemophiles		Non-hemophiles		P value
Sample size	118		354		
<i>Demography</i>	N	Mean±SD/%	N	Mean±SD/%	
Age (years)	118	51.3±10.7	354	57.0±13.7	<0.001
Male gender (%)	103	87.3	176	49.72	<0.001
<i>Viral genotype (%)</i>					
1a	34	28.8	95	26.8	0.721
1b	13	11.0	28	7.9	0.345

2 or 3	21	17.8	58	16.4	0.776
others	3	2.5	4	1.1	0.374
Unknown	47	39.8	169	47.7	0.165
Compensation level (%)					
2	21	17.8	42	11.9	0.118
3	41	34.8	196	55.4	<0.001
4	18	15.3	41	11.6	0.335
5	23	19.5	43	12.2	0.065
6	8	6.8	12	3.4	0.119
Unknown	7	5.9	20	5.7	1.000
HIV co-infection (%)	24	20.3	5	1.4	<0.001
Treatment outcome					
SVR (%)	55	46.6	218	61.6	0.001

SVR, sustained viral response; SD, standard deviation; HIV, human immunodeficiency virus

Table 2.2. Characteristics of surveyed compensation claimants with successful antiviral treatment (SVR).

Hemophilic status	Hemophilics		Non-hemophilics		P value
Sample size	55		218		
<i>Demography</i>	N	Mean±SD/%	N	Mean±SD/%	
Age (years)	55	50.0±11.2	218	56.1±14.0	0.003
Male gender (%)	49	89.1	109	50.0	<0.001
<i>Viral genotype (%)</i>					
1a	8	14.6	58	26.6	0.077

1b	7	12.7	12	5.5	0.075
2 or 3	13	23.6	40	18.4	0.445
others	2	3.6	3	1.4	0.265
Unknown	25	45.5	105	48.2	0.764
<i>Compensation level (%)</i>					
2	8	14.6	24	11.0	0.484
3	24	43.6	137	62.8	0.014
4	10	18.2	29	13.3	0.389
5	6	10.9	15	6.9	0.393
6	4	7.3	3	1.4	0.032
Unknown	3	5.5	10	4.6	0.729
<i>HIV co-infection (%)</i>	8	14.6	2	0.9	<0.001

Table 2.3. Characteristics of surveyed compensation claimants with unsuccessful antiviral treatment (no SVR).

Hemophilic status	Hemophilics		Non-hemophilics		P value
Sample size	62		119		
<i>Demography</i>	N	Mean±SD/%	N	Mean±SD/%	
Age (years)	62	52.5±10.2	119	58.4±13.1	0.002
Male gender (%)	53	85.5	60	50.4	<0.001
Vrial genotype (%)					
1a	26	41.9	35	29.4	0.1
1b	6	9.7	15	12.6	0.632

2 or 3	8	12.9	18	15.1	0.824
others	1	1.6	1	0.8	1
Unknown	21	33.9	50	42.0	0.337
Compensation level (%)					
2	12	19.4	17	14.3	0.398
3	17	27.4	48	40.3	0.103
4	8	12.9	11	9.2	0.453
5	17	27.4	25	21.0	0.357
6	4	6.5	8	6.7	1
Unknown	4	6.5	10	8.4	0.774
HIV co-infection (%)	16	25.8	2	1.7	<0.001

Table 3. Initial distribution of disease stages in the surviving compensation claimants stratified by their hemophilic status.

Hemophilic status			Hemophiles			Non-hemophiles		
Disease stage			Distribution (%)	initial age (years)	Male proportion (%)	Distribution (%)	initial age (years)	Male proportion (%)
SVC (level 1)			21.8	47.8	84.5	28.4	64.5	39.0
Responders to previous treatment	without HIV	level 2	2.7	41.4	89.3	2.0	59.8	46.0
		level 3	5.7	47.2	84.6	11.8	51.8	49.8
		level 4	3.5	49.0	83.2	2.4	59.7	41.2
		level 5	1.5	54.8	100.0	1.2	64.8	59.8
		missing	1.7	60.0	100.0	0.2	70.7	66.5
	with HIV	level 2	0.5	74.4	100.0	NA	NA	NA

		level 3	2.4	43.5	100.0	0.2	46.7	0.0
		level 4	0.0	NA	NA	NA	NA	NA
		level 5	0.3	49.0	100.0	NA	NA	NA
		missing	0.0	NA	NA	NA	NA	NA
Non-responders to previous treatment	Without HIV	level 2	2.8	50.1	68.6	1.4	63.6	64.8
		level 3	4.4	53.3	80.0	4.2	57.2	46.3
		level 4	1.6	52.1	100.0	0.9	61.8	55.1
		level 5	4.0	50.9	77.8	2.1	52.3	43.6
		missing	0.0	NA	NA	NA	NA	NA
		decompensated cirrhosis	0.9	48.9	100.0	0.6	57.2	72.8
		HCC	0.3	56.4	100.0	0.2	54.1	100.0
		post-transplant	0.0	NA	NA	0.1	64.4	0.0
	With HIV	level 2	1.1	63.3	100.0	NA	NA	NA
		level 3	1.5	50.2	100.0	NA	NA	NA
		level 4	0.9	45.6	100.0	NA	NA	NA
		level 5	1.2	54.8	100.0	NA	NA	NA
		missing	0.0	NA	NA	NA	NA	NA
		decompensated cirrhosis	0.5	36.5	100.0	NA	NA	NA
		HCC	0.0	NA	NA	NA	NA	NA
		post-transplant	0.0	NA	NA	NA	NA	NA
Treatment-naïve	without HIV	level 2	13.2	45.5	85.5	27.5	65.2	48.1
		level 3	10.0	59.0	73.9	11.7	60.4	47.1
		level 4	3.3	55.1	86.2	1.4	64.4	45.3
		level 5	1.6	50.9	85.7	2.0	71.1	53.4
		missing	0.1	79.1	100.0	NA	NA	NA
		decompensated cirrhosis	0.7	57.4	66.7	0.9	70.3	46.4
		HCC	0.3	52.8	100.0	0.2	72.5	60.0
		post-transplant	0.3	71.1	100.0	0.2	64.4	60.0
	with HIV	level 2	5.4	48.7	97.9	0.0	54.4	0.0
		level 3	3.8	44.2	100.0	NA	NA	NA
		level 4	0.6	46.0	100.0	0.0	50.9	100.0
		level 5	1.4	45.0	100.0	NA	NA	NA
		missing	0.1	71.5	100.0	NA	NA	NA
		decompensated cirrhosis	0.1	44.1	100.0	NA	NA	NA
		HCC	0.0	NA	NA	NA	NA	NA
		post-transplant	0.1	42.3	100.0	NA	NA	NA

SVC, spontaneous viral clearance; HIV, human immunodeficiency virus

Table 4.1. Estimated initial distribution of disease stages in surviving hemophilic claimants as of August 31, 2013.

Age strata	20 to 29		30 to 39		40 to 49		50 to 59		60 to 69		70 to 79		80 to 89		90 or above		All age	
Sample size	22		192		265		206		107		49		24		7		872	
Disease stage	N	%	N	%	N	%	N	%	N	%	N	%	N	%	N	%	N	%
F0, HCV RNA-	6	27.3	51	26.6	40	15.1	21	10.2	10	9.3	7	14.3	3	12.5	0	0.0	138	15.8
F0, HCV RNA+	4	18.2	38	19.8	48	18.1	39	18.9	14	13.1	12	24.5	16	66.7	6	85.7	177	20.3
F1/2	3.6	16.4	30.5	15.9	50.1	18.9	41	19.9	21.7	20.3	7.2	14.7	1.2	5.0	0.3	4.3	156	17.8
F3	4.7	21.4	39.7	20.7	65.3	24.6	53.5	26.0	28.3	26.4	9.4	19.2	1.6	6.7	0.4	5.7	203	23.3
F4, compensated cirrhosis	3.7	16.8	30.8	16.0	50.6	19.1	41.5	20.1	22	20.6	7.3	14.9	1.2	5.0	0.3	4.3	157	18.1
F4, decompensated cirrhosis	0	0.0	2	1.0	7	2.6	6	2.9	7	6.5	2	4.1	1	4.2	0	0.0	25	2.9
HCC	0	0.0	0	0.0	3	1.1	4	1.9	1	0.9	3	6.1	0	0.0	0	0.0	11	1.3
Post-transplant	0	0.0	0	0.0	1	0.4	0	0.0	3	2.8	1	2.0	0	0.0	0	0.0	5	0.6

Table 4.2. Estimated initial distribution of disease stages in surviving non-hemophilic claimants as of August 31, 2013.

Age strata	20 to 29		30 to 39		40 to 49		50 to 59		60 to 69		70 to 79		80 to 89		90 or above		All age	
Sample size	196		112		397		693		494		409		354		227		2882	
Disease stage	N	%	N	%	N	%	N	%	N	%	N	%	N	%	N	%	N	%
F0, HCV RNA-	31	15.8	23	20.5	71	17.9	128	18.5	77	15.6	70	17.1	67	18.9	38	16.7	505	17.5
F0, HCV RNA+	69	35.2	35	31.3	97	24.4	179	25.8	123	24.9	146	35.7	165	46.6	146	64.3	960	33.3
F1/2	54.7	27.9	30.8	27.5	129.8	32.7	213.6	30.8	158.9	32.2	100.1	24.5	64.6	18.2	23.3	10.3	775	26.9
F3	21.8	11.1	12.3	11.0	51.7	13.0	85.1	12.3	63.3	12.8	39.9	9.8	25.8	7.3	9.3	4.1	309	10.7
F4, compensated cirrhosis	17.5	8.9	9.9	8.8	41.5	10.5	68.3	9.9	50.8	10.3	32	7.8	20.6	5.8	7.4	3.3	248	8.6
F4, decompensated cirrhosis	1	0.5	1	0.9	3	0.8	11	1.6	9	1.8	16	3.9	7	2.0	1	0.4	49	1.7
HCC	0	0.0	0	0.0	1	0.3	2	0.3	5	1.0	3	0.7	3	0.8	1	0.4	15	0.5
Post-transplant	1	0.5	0	0.0	2	0.5	6	0.9	7	1.4	2	0.5	1	0.3	1	0.4	20	0.7

Table 5.1. Summary of synthesized SVR rates associated with selected four antiviral regimens in patients with CHC stratified by previous treatment status and HIV co-infection status.

Treatment regimen	Treatment duration	Treatment-naïve without HIV		Treatment-naïve with HIV		Previously treated without HIV		Previously treated with HIV	
		SVR	95% CI	SVR	95% CI	SVR	95% CI	SVR	95% CI
PEG-IFN/RBV	24 to 48 weeks	0.455	0.433 to 0.478	0.371	0.260 to 0.498	0.374	0.323 to 0.428	0.305	0.263 to 0.349
PEG-IFN/RBV-based triple therapy	24 to 48 weeks	0.7	0.670 to 0.728	0.735	0.644 to 0.809	0.538	0.452 to 0.623	0.538	0.452 to 0.623
Sofosbuvir-based doublet	12 weeks	0.946	0.885 to 0.976	0.802	0.751 to 0.828	0.954	0.866 to 0.985	0.809	0.734 to 0.783
3D regimen plus RBV	12 weeks	0.962	0.944 to 0.975	0.816	0.800 to 0.826	0.963	0.938 to 0.977	0.817	0.795 to 0.829

Table 5.2. Summary of synthesized AE-related treatment discontinuation rates associated with selected four antiviral regimens in patients with CHC stratified by previous treatment status and HIV co-infection status.

Anregimen	Treatment duration	Treatment-naïve without HIV		Treatment-naïve with HIV		Previously treated without HIV		Previously treated with HIV	
		Treatment discontinuation	95% CI	Treatment discontinuation	95% CI	Treatment discontinuation	95% CI	Treatment discontinuation	95% CI
PEG-IFN/RBV	24 to 48 weeks	0.1	0.05 to 0.16	0.18	0.02 to 0.33	0.131	0.07 to 0.21	0.236	0.126 to 0.378
PEG-IFN/RBV-based triple therapy	24 to 48 weeks	0.127	0.103 to 0.154	0.2	0.119 to 0.316	0.166	0.111 to 0.242	0.261	0.175 to 0.381
Sofosbuvir-based doublet	12 weeks	0.022	0.006 to 0.084	0.0396	0.011 to 0.151	0.022	0.006 to 0.084	0.0396	0.011 to 0.151
3D regimen plus RBV	12 weeks	0.006	0.001 to 0.018	0.0108	0.002 to 0.032	0.01	0.002 to 0.029	0.018	0.004 to 0.052

Table 6.1. Summary of baseline characteristics associated with surviving compensation claimants with ongoing CHC stratified by previous treatment status and HIV co-infection status.

Type of claimants	Treatment naïve without HIV	Treatment naïve with HIV	Previously treated without HIV	Previously treated with HIV
Age (years)	62.8 ± 20.2	47.6 ± 11.2	54.3 ± 14.0	50.2 ± 8.2
Male gender	53.3%	96.3%	58.0%	93.3%
Duration of HCV infection (years)	26.7 ± 4.8	25.0 ± 1.0	26.4 ± 5.2	26.0 ± 1.7
Hemophilics	16.2%	97.3%	27.3%	93.0%
Previous blood transfusion	81.9%	2.8%	71.4%	7.0%
<i>Distribution of fibrosis stage</i>				
F0	63.5%	39.4%	0.0%	0.0%
F1/F2	27.8%	39.4%	71.0%	53.5%
F3	3.8%	5.5%	15.2%	16.3%
F4	4.9%	15.6%	13.8%	30.2%
<i>Distribution of viral genotype</i>				
1	74.4%	75.0%	74.4%	75.0%
2 or 3	24.4%	16.7%	24.4%	16.7%
4, 5 or 6	1.2%	8.3%	1.3%	8.3%

Table 6.2. Summary of the treatment pattern based on 14 surveyed physicians for surviving compensation claimants with ongoing CHC over the next five years.

Treatment patterns	Treatment rate (%)		Treatment options							
			PEG/RBV		PEG/RBV-based triple therapy		Sofosbuvir-based doublet		3D regimen plus RBV	
Type of claimant	Baseline	95% CI	N	%	N	%	N	%	N	%
Treatment-naïve without HIV	87.5	79.2 to 95.8	0	0	2	14.3	7	50	5	35.7
Treatment-naïve with HIV	65.8	42.3 to 89.3	0	0	1	8.3	3	25	8	66.7
Previously treated without HIV	91.0	86.0 to 96.1	0	0	1	7.1	5	35.7	8	57.1
Previously treated with HIV	61.7	39.5 to 84.0	0	0	1	8.3	1	8.3	10	83.4

Table 7. Uncalibrated and calibrated annual stage-specific fibrosis transition probabilities derived from non-hemophilic claimants using MMLE method in the fourth and fifth revisions.

Revision version	Fibrosis transition	F0 to F1		F1 to F2		F2 to F3		F3 to F4	
		Baseline	95% CI	Baseline	95% CI	Baseline	95% CI	Baseline	95% CI
The fourth revision (2010)	Uncalibrated	0.029	0.025,0.032	0.118	0.080,0.145	0.137	0.079,0.175	0.103	0.042,0.130
	Calibrated	0.057	0.051,0.084	0.145	0.082,0.153	0.15	0.130,0.202	0.12	0.133,0.253
The fifth revision (2014)	Uncalibrated	0.038	0.033,0.044	0.101	0.074,0.128	0.133	0.084,0.182	0.114	0.063,0.166
	Calibrated	0.054	0.046,0.062	0.12	0.088,0.152	0.135	0.085,0.185	0.138	0.076,0.200

Table 8. Prognosis of cirrhosis derived from approved compensation claimants for the current revision and derived from literature in the fourth revision.

Transition between health states	Sample size	Cumulative events	Follow-up time (years)		Annual transition probability (fifth revision)		Annual transition probability (fourth revision)	
			Baseline	95% CI	Baseline	95% CI	Baseline	95% CI
Compensated cirrhosis to decompensated cirrhosis	98	64	13.05	12.22, 13.89	0.078	0.073, 0.083	0.065	0.033, 0.092
Compensated cirrhosis to HCC	98	28	13.05	12.22, 13.89	0.025	0.024, 0.027	0.033	0.024, 0.046
Decompensated cirrhosis to death	414	343	10.72	10.26, 11.19	0.152	0.146, 0.158	0.186	0.137, 0.250
HCC to death	130	110	9.32	8.50, 10.13	0.182	0.169, 0.198	0.35	0.316, 0.699
Decompensated cirrhosis or HCC to liver transplantation	515	21	10.29	9.87, 10.71	0.004	0.0039, 0.0042	0.1	0.050, 0.180
Mortality after liver transplantation (first year)	58	5			0.086	0.037, 0.186	0.146	0.127, 0.210
Mortality after liver transplantation (subsequent year)	53	24	15.06	13.73, 16.39	0.039	0.036, 0.043	0.044	0.035, 0.053

Table 9.1. Canadian age- and sex-related life table, 2009 to 2011.

Age	Male	Female	Age	Male	Female
1 year	0.0003	0.00021	56 years	0.00533	0.00336
2 years	0.00022	0.00016	57 years	0.00586	0.00368
3 years	0.00017	0.00013	58 years	0.00645	0.00403
4 years	0.00013	0.0001	59 years	0.00709	0.00442
5 years	0.00011	0.00009	60 years	0.0078	0.00485
6 years	0.0001	0.00008	61 years	0.00859	0.00533
7 years	0.00009	0.00007	62 years	0.00945	0.00586
8 years	0.00008	0.00007	63 years	0.0104	0.00645
9 years	0.00008	0.00007	64 years	0.01145	0.0071
10 years	0.00009	0.00008	65 years	0.0126	0.00782
11 years	0.0001	0.00008	66 years	0.01387	0.00862
12 years	0.00012	0.00009	67 years	0.01528	0.00951
13 years	0.00015	0.00011	68 years	0.01682	0.01051
14 years	0.0002	0.00014	69 years	0.01852	0.01161
15 years	0.00028	0.00018	70 years	0.0204	0.01284
16 years	0.00039	0.00022	71 years	0.02247	0.0142
17 years	0.00051	0.00026	72 years	0.02475	0.01573
18 years	0.00059	0.00028	73 years	0.02726	0.01743
19 years	0.00066	0.00029	74 years	0.03004	0.01934
20 years	0.00071	0.0003	75 years	0.0331	0.02146
21 years	0.00075	0.0003	76 years	0.03647	0.02384
22 years	0.00076	0.00031	77 years	0.04019	0.02649
23 years	0.00076	0.00031	78 years	0.0443	0.02947
24 years	0.00074	0.0003	79 years	0.04883	0.0328
25 years	0.00071	0.0003	80 years	0.05383	0.03654
26 years	0.0007	0.0003	81 years	0.05935	0.04074
27 years	0.00069	0.00031	82 years	0.06543	0.04545
28 years	0.0007	0.00032	83 years	0.07215	0.05074
29 years	0.00071	0.00034	84 years	0.07957	0.05669
30 years	0.00074	0.00037	85 years	0.08776	0.06338
31 years	0.00078	0.0004	86 years	0.0968	0.07091
32 years	0.00082	0.00043	87 years	0.10678	0.0794
33 years	0.00086	0.00047	88 years	0.1178	0.08897
34 years	0.00091	0.00051	89 years	0.12997	0.09977
35 years	0.00096	0.00056	90 years	0.14341	0.11196
36 years	0.00102	0.0006	91 years	0.15794	0.12542
37 years	0.00108	0.00066	92 years	0.17326	0.13991
38 years	0.00115	0.00071	93 years	0.18931	0.15541
39 years	0.00123	0.00077	94 years	0.20604	0.1719
40 years	0.00132	0.00084	95 years	0.21839	0.18849
41 years	0.00142	0.00092	96 years	0.23536	0.20653
42 years	0.00153	0.001	97 years	0.2529	0.22549
43 years	0.00165	0.00109	98 years	0.27092	0.24526
44 years	0.00179	0.00118	99 years	0.28933	0.26571
45 years	0.00194	0.00129	100 years	0.30802	0.28671
46 years	0.00211	0.0014	101 years	0.32687	0.3081
47 years	0.00229	0.00153	102 years	0.34576	0.3297
48 years	0.00251	0.00166	103 years	0.36457	0.35132
49 years	0.00275	0.00181	104 years	0.38319	0.3728
50 years	0.00301	0.00197	105 years	0.40149	0.39395
51 years	0.00331	0.00215	106 years	0.41937	0.41461
52 years	0.00364	0.00235	107 years	0.43673	0.43462
53 years	0.00401	0.00257	108 years	0.4535	0.45386
54 years	0.00441	0.0028	109 years	0.4696	0.47222
55 years	0.00484	0.00307	110 years and over	1	1

Table 9.2. Annual risk of non-liver-related mortality based on the 10-year follow-up (2003 to 2013) of hemophilic claimants stratified by age strata and gender.

Gender	Males			Females		
Age strata	Sample size	Non-liver-related death	Annual non-liver-related mortality rate	Sample size	Non-liver-related death	Annual non-liver-related mortality rate
20 to 29	139	0	0.0000	14	0	0.0000
30 to 39	170	5	0.0029	39	0	0.0000
40 to 49	133	3	0.0022	31	1	0.0032
50 to 59	70	3	0.0046	32	2	0.0062
60 to 69	49	4	0.0093	13	1	0.0078
70+	28	4	0.0170	10	1	0.0127

Table 9.3. Annual risk of non-liver-related mortality based on the 10-year follow-up (2003 to 2013) of non-hemophilic claimants stratified by age strata and gender.

Gender	Male			Female		
Age strata	Sample size	Non-liver-related death	Annual non-liver-related mortality rate	Sample size	Non-liver-related death	Annual non-liver-related mortality rate
20 to 29	59	1	0.0017	53	0	0.0000
30 to 39	217	5	0.0023	227	3	0.0013
40 to 49	293	18	0.0063	428	8	0.0019
50 to 59	248	19	0.0079	273	13	0.0049
60 to 69	238	30	0.0134	217	11	0.0052
70+	352	51	0.0155	272	26	0.0100

Table 10. Annual risk of non-liver-related mortality based on the 10-year follow-up (2003 to 2013) of claimants with HIV co-infection stratified by age strata and gender.

Gender	Male			Female		
Age strata	Sample size	Non-liver-related death	Annual non-liver-related mortality rate	Sample size	Non-liver-related death	Annual non-liver-related mortality rate
20 to 29	52	4	0.0083	0	0	-
30 to 39	89	3	0.0036	4	0	-
40 to 49	63	3	0.0051	3	0	-
50 to 59	18	0	-	0	0	-
60 to 69	3	0	-	1	0	-
70+	1	1	1	1	0	-

Table 11. Model predicted and observed prognosis of non-hemophilic claimants over 10-year follow-up from 2003 to 2013.

Outcome measure	2003 (observed)	2013 (observed)	2013 (predicted)
<i>Cumulative rate (%)</i>			
Cirrhosis	10.4	12.1	13.6
Decompensated cirrhosis	2.9	7.4	6.1
Liver transplantation	0.6	0.7	0.7
HCC	0.4	1.8	1.9
Liver-related mortality	0	7.4	4.1
Non-liver-related mortality	0	4.5	6.5
<i>Proportion of disease stage among surviving claimants (%)</i>			
F ₀ with HCV RNA-	23.1	24.8	25.1
F ₀ with HCV RNA+	46.9	46.7	29.3
F ₁	6.8	10.2	19.7
F ₂	6.8	10	9.1
F ₃	5.9	2.2	7
Compensated cirrhosis	7.5	3.8	6.3
Decompensated cirrhosis	1.9	1.5	2.2
Post-transplant	0.6	0.5	0.5
HCC	0.4	0.4	0.9

Table 12. Summary of model variables applied to the HCV prognostic model in the current revision.

Model variables	Baseline value	Lower limit of 95% CI	Upper limit of 95% CI	Data source
Prevalence of hemophilia in the survival claim cohort on August 31, 2014	0.231			Table 1
<i>Initial distribution of disease stage in survival hemophilia claimants</i>				
F0 with HCV RNA-	0.158			Table 4.1
F0 with HCV RNA+	0.203			Table 4.1
F1/2	0.178			Table 4.1
F3	0.233			Table 4.1
F4, compensated cirrhosis	0.181			Table 4.1
F4, decompensated cirrhosis	0.029			Table 4.1
HCC	0.013			Table 4.1
Post-transplant	0.006			Table 4.1
<i>Initial distribution of disease stage in survival non-hemophilia claimants</i>				
F0 with HCV RNA-	0.175			Table 4.2
F0 with HCV RNA+	0.333			Table 4.2
F1/2	0.269			Table 4.2
F3	0.107			Table 4.2

F4 (compensated cirrhosis)	0.086			Table 4.2
Decompensated cirrhosis	0.017			Table 4.2
HCC	0.005			Table 4.2
Post-transplant	0.007			Table 4.2
<i>Natural history of CHC</i>				
Annual incidence rate of SVC for F0 and F1	0.017	0.011	0.022	The fourth revision report
Annual incidence rate of SVC for F2	0.01			The fourth revision report
Annual incidence rate of SVC for F3	0.005			The fourth revision report
Annual transition from F0 to F1	0.054	0.046	0.062	Table 7
Annual transition from F1 to F2	0.12	0.088	0.152	Table 7
Annual transition from F2 to F3	0.135	0.085	0.185	Table 7
Annual transition from F3 to F4	0.138	0.076	0.200	Table 7
Annual transition between fibrosis stages in treatment naïve or previously treated claimants with SVR	0			Model assumption
Annual risk of decompensated cirrhosis associated with compensated cirrhosis	0.078	0.073	0.083	Table 8
Annual risk of decompensated cirrhosis associated with compensated cirrhosis after successful antiviral treatment	0.039			Model assumption
Annual risk of HCC associated with F1 to F2	0.0001			The fourth revision report
Annual risk of HCC associated with F3	0.001			The fourth revision report
Annual risk of HCC associated with compensated cirrhosis	0.025	0.024	0.027	Table 8
Annual risk of mortality associated with decompensated cirrhosis	0.152	0.146	0.158	Table 8
Annual risk of mortality associated with HCC	0.182	0.169	0.198	Table 8
Annual risk of liver transplantation associated with decompensated cirrhosis or HCC	0.004	0.004	0.004	Table 8
Risk of mortality in the first year after liver transplantation	0.086	0.037	0.186	Table 8
Annual risk of mortality in subsequent years after liver transplantation	0.039	0.036	0.043	Table 8
<i>Proportion of previous treatments in hemophilic claimants</i>	0.38			Claims data
<i>Proportion of previous treatments in non-hemophilic claimants</i>	0.29			Claims data
<i>SVR rate of previous antiviral treatment in hemophilic claimants</i>	0.466			Table 2.1
<i>SVR rate of previous antiviral treatment in non-hemophilic claimants</i>	0.616			Table 2.1
<i>Treatment pattern</i>				
Treatment rate in treatment-naïve claimants without HIV	0.875	0.792	0.958	Table 6.3
Treatment rate in treatment-naïve claimants with HIV	0.658	0.423	0.893	Table 6.3
Treatment rate in previously treated claimants without HIV	0.91	0.86	0.961	Table 6.3
Treatment rate in previously treated claimants with HIV	0.617	0.395	0.84	Table 6.3
<i>Distribution of antiviral regimens used in treatment-naïve claimants without HIV</i>				
PEG-IFN/RBV	0			Table 6.3
PEG-IFN/RBV-based triple therapy	0.143			Table 6.3
Sofosbuvir-based doublet	0.5			Table 6.3
3D regimen plus RBV	0.357			Table 6.3
<i>Distribution of antiviral regimens used in treatment-naïve claimants with HIV</i>				

PEG-IFN/RBV	0			Table 6.3
PEG-IFN/RBV-based triple therapy	0.083			Table 6.3
Sofosbuvir-based doublet	0.250			Table 6.3
3D regimen plus RBV	0.667			Table 6.3
<i>Distribution of antiviral regimens used in previously treated claimants without HIV</i>				
PEG-IFN/RBV	0			Table 6.3
PEG-IFN/RBV-based triple therapy	0.071			Table 6.3
Sofosbuvir-based doublet	0.357			Table 6.3
3D regimen plus RBV	0.571			Table 6.3
<i>Distribution of antiviral regimens used in previously treated claimants with HIV</i>				
PEG-IFN/RBV	0			Table 6.3
PEG-IFN/RBV-based triple therapy	0.083			Table 6.3
Sofosbuvir-based doublet	0.083			Table 6.3
3D regimen plus RBV	0.834			Table 6.3
<i>Treatment efficacy of antiviral regimens in treatment-naïve patients without HIV</i>				
PEG-IFN/RBV	0.455	0.433	0.478	Table 6.1
PEG-IFN/RBV-based triple therapy	0.7	0.67	0.728	Table 6.1
Sofosbuvir-based doublet	0.946	0.885	0.976	Table 6.1
3D regimen plus RBV	0.962	0.944	0.975	Table 6.1
<i>Treatment efficacy of antiviral regimens in treatment-naïve patients with HIV</i>				
PEG-IFN/RBV	0.371	0.26	0.498	Table 6.1
PEG-IFN/RBV-based triple therapy	0.735	0.644	0.809	Table 6.1
Sofosbuvir-based doublet	0.802	0.751	0.828	Table 6.1
3D regimen plus RBV	0.816	0.8	0.826	Table 6.1
<i>Treatment efficacy of antiviral regimens in previously treated patients without HIV</i>				
PEG-IFN/RBV	0.374	0.323	0.428	Table 6.1
PEG-IFN/RBV-based triple therapy	0.538	0.452	0.623	Table 6.1
Sofosbuvir-based doublet	0.954	0.866	0.985	Table 6.1
3D regimen plus RBV	0.963	0.938	0.977	Table 6.1
<i>Treatment efficacy of antiviral regimens in previously treated patients with HIV</i>				
PEG-IFN/RBV	0.305	0.263	0.349	Table 6.1
PEG-IFN/RBV-based triple therapy	0.538	0.452	0.623	Table 6.1
Sofosbuvir-based doublet	0.809	0.734	0.783	Table 6.1
3D regimen plus RBV	0.817	0.795	0.829	Table 6.1
<i>Annual risk of non-liver-related mortality in male hemophiliacs</i>				
20 to 29	Canadian life table			Table 9.1
30 to 39	0.003			Table 9.2
40 to 49	0.002			Table 9.2
50 to 59	0.005			Table 9.2
60 to 69	0.009			Table 9.2
70+	Canadian life table			Table 9.1

<i>Annual risk of non-liver-related mortality in female hemophiliacs</i>				
20 to 29	Canadian life table			Table 9.1
30 to 39	Canadian life table			Table 9.1
40 to 49	Canadian life table			Table 9.1
50 to 59	Canadian life table			Table 9.1
60 to 69	Canadian life table			Table 9.1
70+	Canadian life table			Table 9.1
<i>Annual risk of non-liver-related mortality in male non-hemophiliacs</i>				
20 to 29	0.002			Table 9.3
30 to 39	0.002			Table 9.3
40 to 49	0.006			Table 9.3
50 to 59	0.008			Table 9.3
60 to 69	0.013			Table 9.3
70+	Canadian life table			Table 9.1
<i>Annual risk of non-liver-related mortality in female non-hemophiliacs</i>				
20 to 29	Canadian life table			Table 9.1
30 to 39	0.001			Table 9.3
40 to 49	0.002			Table 9.3
50 to 59	0.005			Table 9.3
60 to 69	0.005			Table 9.3
70+	Canadian life table			Table 9.1
<i>Annual risk of non-liver-related mortality in male claimants with HIV co-infection</i>				
20 to 29	0.0083			Table 10
30 to 39	0.0036			Table 10
40 to 49	0.0051			Table 10
<i>RR of fibrosis progression associated with HIV co-infection</i>	2.122	1.518	2.967	The fourth revision report
<i>Excess mortality associated with HIV co-infection</i>	6.24	5.43	7.18	The fourth revision report

Table 13.1. Model outputs by calendar year: All surviving claimants as of August 31, 2013.

Calendar year	2013	2020	2030	2040	2050	2060	2070
---------------	------	------	------	------	------	------	------

Cumulative proportion (%)*							
Cirrhosis	14.1	16.9	18.3	19.3	19.7	19.8	19.9
Decompensated cirrhosis	3.3	6.5	9.5	11.0	11.8	12.0	12.1
HCC	0.7	1.8	3.1	3.8	4.1	4.3	4.3
Liver transplantation	0.7	0.7	0.8	0.9	0.9	0.9	0.9
Non-liver-related mortality	0.0	14.9	32.6	48.5	63.5	75.1	81.2
Liver-related mortality	0.0	3.3	8.5	11.7	13.5	14.4	14.7
All-cause mortality	0.0	18.3	41.1	60.4	77.1	89.4	95.8
Sex distribution (%)							
Female	59.3	44.6	46.6	48.1	47.9	46.2	44.2
Age distribution (%)							
<30 yr	5.7						
30- yr	8.0	6.9					
40- yr	17.8	8.9	8.9				
50- yr	23.8	19.9	10.5	12.3			
60- yr	16.4	27.4	23.8	13.3	19.3		
70- yr	12.1	17.9	32.1	29.4	18.7	36.6	
80- yr	10.1	11.6	17.3	33.5	35.5	26.8	62.4
95- yr	6.1	7.5	7.3	11.4	26.5	36.5	37.6
Stage distribution (%)†							
F ₀ with HCV RNA-	17.1	20.2	25.6	30.3	34.1	37.3	40.8
F ₀ with HCV RNA+	30.3	25.1	20.7	18.0	15.7	13.6	10.8
F ₁	12.4	13.8	14.1	14.0	14.4	14.7	15.2
F ₂	12.4	12.7	13.4	13.6	13.9	14.2	14.5
F ₃	13.6	13.6	14.6	15.2	15.3	15.3	15.6
Compensated cirrhosis	10.8	9.7	7.0	5.0	3.3	2.1	1.4
Decompensated cirrhosis	2.0	3.2	2.7	2.2	2.0	1.5	0.9
Post-transplant	0.7	0.7	0.7	0.6	0.6	0.5	0.4
HCC	0.7	1.1	1.1	1.0	0.8	0.7	0.5

*Proportion computed with reference to the number of patients who were alive in year 2013.

†Proportion computed with reference to the number of patients who were alive in predicted year (e.g. 2020, 2030, ...).

Stage distribution of the living patients in year 2013 is taken from the post-transfusion claimant cohort data with the adjustment for non-biopsy.

Table 13.2. Model outputs by calendar year: Hemophilics vs. Non-hemophilics.

Hemophilic status	Hemophilics							Non-hemophilics						
Calendar year	2013	2020	2030	2040	2050	2060	2070	2013	2020	2030	2040	2050	2060	2070
Cumulative proportion (%)*														
Cirrhosis	22.9	27.7	29.8	30.7	31.1	31.2	31.2	11.5	13.6	14.9	15.9	16.3	16.4	16.5
Decompensated cirrhosis	4.8	11.0	16.6	19.2	20.3	20.6	20.7	2.9	5.2	7.3	8.5	9.2	9.4	9.5
HCC	1.3	3.3	5.4	6.6	7.0	7.2	7.3	0.5	1.4	2.4	2.9	3.2	3.4	3.4
Liver transplantation	0.6	0.7	0.8	1.0	1.0	1.0	1.0	0.7	0.7	0.8	0.9	0.9	0.9	0.9
Non-liver-related mortality		8.3	20.4	34.4	49.4	62.6	71.4		16.9	36.3	52.8	67.8	78.8	84.1
Liver-related mortality		5.5	14.9	20.5	23.2	24.5	24.9		2.7	6.6	9.1	10.6	11.3	11.6
All-cause mortality		13.8	35.2	54.9	72.6	87.1	96.3		19.6	42.9	62.0	78.5	90.1	95.6
Sex distribution (%)														
Female	84.8	15.8	16.3	16.2	16.0	16.2	14.4	51.6	53.3	55.7	57.7	57.5	55.2	53.2
Age distribution (%)														
<30 yr	2.5							6.6						
30- yr	21.7	2.7						3.9	8.1					
40- yr	31.0	23.3	3.1					13.8	4.5	10.7				
50- yr	23.5	32.3	26.2	3.8				23.9	16.2	5.8	14.8			
60- yr	12.3	24.2	35.1	31.4	5.4			17.6	28.3	20.4	7.9	23.5		
70- yr	5.6	11.9	24.0	39.1	40.9	9.2		14.1	19.7	34.6	26.5	12.0	44.8	
80- yr	2.7	4.2	9.5	20.4	41.2	54.9	20.1	12.3	13.8	19.6	37.5	33.8	18.4	75.1
95- yr	0.8	1.4	2.2	5.3	12.6	35.9	79.9	7.7	9.3	8.9	13.2	30.7	36.7	24.9
Stage distribution (%)†														
F ₀ with HCV RNA-	15.8	18.9	23.8	28.0	31.1	33.7	34.8	17.5	20.6	26.2	31.0	35.0	38.4	42.6
F ₀ with HCV RNA+	20.3	16.3	14.1	12.7	11.4	9.8	9.3	33.3	27.8	22.7	19.6	17.0	14.8	11.2
F ₁	8.9	10.0	10.5	11.1	11.7	12.3	13.4	13.5	14.9	15.2	14.9	15.2	15.4	15.7
F ₂	8.9	9.2	10.0	10.5	10.6	10.9	9.9	13.5	13.7	14.4	14.5	14.9	15.2	15.9
F ₃	23.3	21.7	23.6	25.3	26.5	27.4	28.5	10.7	11.2	11.9	12.2	11.9	11.7	11.7
Cirrhosis	18.1	15.8	10.5	6.8	4.3	2.6	1.9	8.6	7.9	6.0	4.5	3.0	1.9	1.3
Decompensated cirrhosis	2.9	5.7	4.9	3.5	2.6	1.8	1.2	1.7	2.4	2.1	1.8	1.8	1.4	0.8
Post-transplant	0.6	0.6	0.6	0.7	0.7	0.7	0.4	0.7	0.7	0.7	0.6	0.6	0.5	0.4
HCC	1.3	1.9	1.8	1.5	1.1	0.9	0.7	0.5	0.8	0.9	0.8	0.7	0.6	0.4

*Proportion computed with reference to the number of patients who were alive in year 2013.

†Proportion computed with reference to the number of patients who were alive in predicted year (e.g. 2020, 2030, ...).

Stage distribution of the living patients in year 2013 is taken from the post-transfusion claimant cohort data with the adjustment for non-biopsy.

Table 14.1. Model outputs for claimants with ages 20 to 29.

Hemophilic status	Hemophiles							Non-hemophiles						
Calendar year	2013	2020	2030	2040	2050	2060	2070	2013	2020	2030	2040	2050	2060	2070
Cumulative proportion (%)*														
Cirrhosis	16.8	21.2	23.7	25.0	25.6	25.9	26.0	9.9	12.0	14.0	15.6	16.7	17.4	17.7
Decompensated cirrhosis		5.9	12.3	15.7	17.4	18.4	18.8	1.0	3.5	6.6	9.0	10.7	11.8	12.4
HCC		1.8	4.0	5.3	6.1	6.5	6.7	0	0.9	2.2	3.3	4.1	4.6	4.9
Liver transplantation		0.1	0.2	0.4	0.5	0.5	0.5	0.5	0.5	0.6	0.7	0.7	0.8	0.8
Non-liver-related mortality		0.9	5.6	9.4	15.4	24.7	42.8		0.7	2.8	6.6	11.9	19.1	36.3
Liver-related mortality		2.6	10.7	16.8	20.4	22.4	23.5		1.6	5.7	9.5	12.3	14.2	15.5
All-cause mortality		3.6	16.3	26.2	35.8	47.1	66.3		2.3	8.5	16.1	24.2	33.4	51.8
Alive	100	96.4	83.7	73.8	64.2	52.9	33.7	100	97.7	91.5	83.9	75.8	66.6	48.2
Stage distribution (%)†														
F ₀ with HCV RNA-	27.3	29.4	34.3	38.9	42.5	44.7	46.5	15.8	19.5	25.0	29.8	34.1	37.6	40.9
F ₀ with HCV RNA+	18.2	14.2	11.9	10.3	8.8	7.7	6.6	35.2	28.8	23.6	19.9	16.9	14.5	12.1
F ₁	8.2	9.0	9.3	9.7	10.1	10.3	10.3	14.0	15.2	15.5	15.8	15.9	16.2	16.4
F ₂	8.2	8.4	8.9	9.1	9.3	9.6	9.9	14.0	14.2	14.7	15.0	15.2	15.3	15.4
F ₃	21.4	19.9	21.0	22.2	23.1	23.7	23.9	11.1	11.8	12.3	12.6	12.6	12.6	12.5
Compensated cirrhosis	16.8	14.1	9.1	5.7	3.6	2.3	1.5	8.9	7.8	5.8	4.3	3.0	2.0	1.3
Decompensated cirrhosis		3.8	4.1	2.9	1.7	1.0	0.7	0.5	1.9	1.9	1.6	1.3	1.0	0.7
Post-transplant		0.0	0.2	0.3	0.4	0.3	0.2	0.5	0.4	0.3	0.3	0.3	0.3	0.3
HCC		1.2	1.3	1.0	0.6	0.5	0.3	0	0.6	0.8	0.7	0.5	0.4	0.3

*Proportion computed with reference to the number of patients who were alive in year 2013.

†Proportion computed with reference to the number of patients who were alive in predicted year (e.g. 2020, 2030, ...).

Stage distribution of the living patients in year 2013 is taken from the post-transfusion claimant cohort data with the adjustment for non-biopsy.

Table 14.2. Model outputs for claimants with ages 30 to 39.

Hemophilic status	Hemophiles							Non-hemophiles						
Calendar year	2013	2020	2030	2040	2050	2060	2070	2013	2020	2030	2040	2050	2060	2070
Cumulative proportion (%)*														
Cirrhosis	17	21.2	23.5	24.7	25.3	25.6	25.6	9.7	11.7	13.7	15.2	16.3	16.7	16.9
Decompensated cirrhosis	1	6.7	12.5	15.7	17.3	18.0	18.2	0.9	3.2	6.3	8.6	10.1	11.0	11.3
HCC		1.7	3.7	4.9	5.6	6.0	6.1	0.0	1.0	2.2	3.1	3.8	4.3	4.5
Liver transplantation		0.1	0.2	0.4	0.4	0.5	0.5	0.0	0.0	0.1	0.2	0.3	0.3	0.3
Non-liver-related mortality		3.4	7.6	14.1	24.2	43.1	64.5	0.0	1.5	5.5	11.2	18.9	36.2	64.7
Liver-related mortality		3.1	11.0	16.6	19.9	21.6	22.5	0.0	1.7	5.6	9.0	11.7	13.5	14.4
All-cause mortality		6.5	18.6	30.7	44.1	64.7	87.0	0.0	3.2	11.1	20.3	30.6	49.7	79.1
Alive	100	93.5	81.4	69.3	55.9	35.3	13.1	100	96.8	88.9	79.7	69.4	50.3	20.9
Stage distribution (%)†														
F ₀ with HCV RNA-	26.6	29.2	34.4	39.0	42.3	44.2	46.5	20.5	23.7	28.8	33.5	37.5	40.7	43.7
F ₀ with HCV RNA+	19.8	15.7	13.1	11.4	10.1	8.9	7.4	31.3	25.6	20.9	17.5	14.8	12.6	10.5
F ₁	7.9	9.1	9.3	9.5	9.9	9.9	9.7	13.8	14.7	14.8	15.0	15.3	15.6	15.5
F ₂	7.9	8.1	8.6	8.8	9.0	9.2	9.1	13.8	14.2	14.7	14.8	15.0	15.0	14.7
F ₃	20.7	19.2	20.4	21.6	22.4	23.1	23.6	11.0	11.6	12.0	12.3	12.2	12.4	12.4
Compensated cirrhosis	16	13.5	8.7	5.6	3.7	2.4	1.5	8.8	7.8	5.9	4.4	3.1	2.0	1.2
Decompensated cirrhosis	1	4.2	4.0	2.9	1.8	1.4	1.3	0.9	1.8	1.9	1.7	1.3	1.1	1.1
Post-transplant	0	0.1	0.2	0.3	0.3	0.3	0.3	0.0	0.0	0.1	0.2	0.2	0.2	0.3
HCC	0	1.0	1.3	0.9	0.6	0.6	0.6	0.0	0.6	0.7	0.7	0.5	0.4	0.5

*Proportion computed with reference to the number of patients who were alive in year 2013.

†Proportion computed with reference to the number of patients who were alive in predicted year (e.g. 2020, 2030, ...).

Stage distribution of the living patients in year 2013 is taken from the post-transfusion claimant cohort data with the adjustment for non-biopsy.

Table 14.3. Model outputs for claimants with ages 40 to 49.

Hemophilic status	Hemophiles							Non-hemophiles						
Calendar year	2013	2020	2030	2040	2050	2060	2070	2013	2020	2030	2040	2050	2060	2070
Cumulative proportion (%)*														
Cirrhosis	23.2	28.6	31.3	32.4	32.9	33.0	33.0	12.1	14.7	16.9	18.4	19.2	19.5	19.5
Decompensated cirrhosis	4.1	11.0	17.8	21.2	22.6	23.1	23.1	1.6	4.5	8.2	10.8	12.2	12.8	12.9
HCC	1.1	3.3	5.9	7.4	8.1	8.3	8.3	0.3	1.4	2.9	3.9	4.6	4.9	5.0
Liver transplantation	0.4	0.5	0.8	0.9	1.0	1.0	1.0	0.5	0.6	0.7	0.7	0.8	0.8	0.8
Non-liver-related mortality		3.0	10.0	20.1	38.3	59.2	70.7	0.0	2.7	8.3	15.7	33.6	62.2	81.4
Liver-related mortality		5.4	15.8	22.4	26.0	27.7	28.2	0.0	2.1	7.1	11.3	14.2	15.8	16.5
All-cause mortality		8.4	25.8	42.5	64.3	86.9	98.9	0.0	4.8	15.4	26.9	47.8	78.0	97.9
Alive	100	91.6	74.2	57.5	35.7	13.1	1.1	100	95.2	84.6	73.1	52.2	22.0	2.1
Stage distribution (%)†														
F ₀ with HCV RNA-	15.1	18.0	22.6	26.5	29.4	31.7	33.9	17.9	20.6	25.1	29.1	32.4	34.9	33.9
F ₀ with HCV RNA+	18.1	14.7	12.8	11.5	10.4	9.2	6.3	24.4	20.3	16.7	14.1	11.9	10.1	9.1
F ₁	9.5	10.3	10.9	11.5	11.7	12.0	11.2	16.3	16.1	16.6	16.9	17.5	18.0	18.9
F ₂	9.5	9.9	10.6	11.1	11.6	11.5	11.9	16.3	16.3	16.7	17.2	17.4	17.3	17.9
F ₃	24.6	22.6	24.4	26.4	27.7	28.6	28.5	13.0	13.7	14.3	14.5	14.7	14.9	15.1
Compensated cirrhosis	19.1	16.7	11.2	7.2	4.6	2.8	2.3	10.5	9.4	6.8	4.8	3.2	2.0	1.1
Decompensated cirrhosis	2.6	5.6	5.0	3.8	2.8	2.6	3.4	0.8	2.3	2.5	2.1	1.7	1.6	1.9
Post-transplant	0.4	0.4	0.6	0.6	0.7	0.8	0.5	0.5	0.5	0.4	0.4	0.5	0.6	0.7
HCC	1.1	1.9	1.8	1.4	1.1	0.8	1.8	0.3	0.8	0.9	0.8	0.7	0.7	1.4

*Proportion computed with reference to the number of patients who were alive in year 2013.

†Proportion computed with reference to the number of patients who were alive in predicted year (e.g. 2020, 2030, ...).

Stage distribution of the living patients in year 2013 is taken from the post-transfusion claimant cohort data with the adjustment for non-biopsy.

Table 14.4. Model outputs for claimants with ages 50 to 59.

Hemophilic status	Hemophiles							Non-hemophiles						
Calendar year	2013	2020	2030	2040	2050	2060	2070	2013	2020	2030	2040	2050	2060	2070
Cumulative proportion (%)*														
Cirrhosis	24.9	31.0	33.5	34.3	34.6	34.6	34.6	12.7	15.2	17.2	18.5	19.1	19.2	19.2
Decompensated cirrhosis	4.8	12.0	18.6	21.3	22.3	22.4	22.4	2.8	5.6	9.0	11.1	12.1	12.3	12.3
HCC	1.9	4.3	6.7	7.9	8.4	8.5	8.5	0.3	1.3	2.8	3.7	4.2	4.3	4.3
Liver transplantation	0	0.1	0.3	0.4	0.5	0.5	0.5	0.9	0.9	1.1	1.1	1.2	1.2	1.2
Non-liver-related mortality		6.4	18.9	38.9	60.3	71.9	72.9	0.0	3.9	11.6	30.4	61.3	82.5	84.7
Liver-related mortality		6.4	16.9	23.2	25.9	27.0	27.1	0.0	2.7	7.6	11.6	14.1	15.1	15.3
All-cause mortality		12.8	35.9	62.1	86.3	98.9	100.0	0.0	6.6	19.2	41.9	75.4	97.6	100.0
Alive	100	87.2	64.1	37.9	13.7	1.1	0.0	100	93.4	80.8	58.1	24.6	2.4	0.0
Stage distribution (%)†														
F ₀ with HCV RNA-	10.2	12.8	17.0	20.6	23.7	24.0	.	18.5	21.6	26.3	30.1	33.4	34.2	.
F ₀ with HCV RNA+	18.9	15.3	13.4	12.2	10.6	9.6	.	25.8	21.7	17.9	15.3	12.9	9.1	.
F ₁	10	10.9	11.6	12.0	12.7	10.7	.	15.4	15.4	15.9	16.4	16.9	19.0	.
F ₂	10	10.4	11.2	11.8	12.3	11.8	.	15.4	15.4	15.8	16.1	15.8	15.4	.
F ₃	26	23.9	26.1	28.1	28.4	29.5	.	12.3	12.9	13.4	13.6	13.7	12.8	.
Compensated cirrhosis	20.1	18.1	12.6	8.5	5.3	3.1	.	9.9	9.0	6.5	4.7	3.2	2.8	.
Decompensated cirrhosis	2.9	6.2	5.8	4.5	4.3	5.6	.	1.6	2.5	2.4	2.2	2.4	2.9	.
Post-transplant	0	0.1	0.3	0.5	0.6	0.7	.	0.9	0.7	0.7	0.8	0.9	1.4	.
HCC	1.9	2.3	2.0	1.7	2.0	4.9	.	0.3	0.7	0.9	0.9	0.8	2.5	.

*Proportion computed with reference to the number of patients who were alive in year 2013.

†Proportion computed with reference to the number of patients who were alive in predicted year (e.g. 2020, 2030, ...).

Stage distribution of the living patients in year 2013 is taken from the post-transfusion claimant cohort data with the adjustment for non-biopsy.

Table 14.5. Model outputs for claimants with ages 60 to 69.

Hemophilic status	Hemophiles							Non-hemophiles						
	2013	2020	2030	2040	2050	2060	2070	2013	2020	2030	2040	2050	2060	2070
Cumulative proportion (%)*														
Cirrhosis	30.8	36.8	38.6	39.0	39.1	39.1		14.5	16.9	18.9	19.8	19.9	19.9	
Decompensated cirrhosis	10.2	17.1	22.3	24.0	24.2	24.2		4.2	7.1	10.3	11.7	12.0	12.0	
HCC	0.9	3.5	5.8	6.6	6.7	6.8		1.0	2.1	3.5	4.2	4.3	4.3	
Liver transplantation	2.8	3.0	3.2	3.4	3.4	3.4		1.4	1.5	1.6	1.7	1.7	1.7	
Non-liver-related mortality		10.5	33.6	56.9	70.6	71.9		0.0	6.0	27.4	61.1	83.4	85.5	
Liver-related mortality		8.6	19.8	25.5	27.9	28.1		0.0	3.5	8.9	12.4	14.2	14.5	
All-cause mortality		19.1	53.4	82.4	98.4	100.0		0.0	9.5	36.3	73.5	97.6	100.0	
Alive	100	80.9	46.7	17.6	1.6	0.0		100	90.5	63.7	26.5	2.4	0.0	
Stage distribution (%)†														
F ₀ with HCV RNA-	9.3	11.4	14.6	16.9	16.8	.	.	15.6	18.8	23.1	26.5	27.1		
F ₀ with HCV RNA+	13.1	11.3	10.2	8.9	8.5	.	.	24.9	20.7	17.4	14.3	12.0		
F ₁	10.1	10.1	11.0	11.3	12.6	.	.	16.1	16.2	16.5	16.7	17.1		
F ₂	10.1	10.6	11.4	12.4	11.4	.	.	16.1	16.3	16.7	16.4	16.9		
F ₃	26.4	24.9	27.1	29.0	29.8	.	.	12.8	13.9	14.3	14.9	14.2		
Compensated cirrhosis	20.6	18.9	13.2	8.2	5.1	.	.	10.3	9.2	6.8	4.7	3.1		
Decompensated cirrhosis	6.5	7.8	6.8	6.9	7.0	.	.	1.8	2.6	2.9	3.3	5.3		
Post-transplant	2.8	2.7	3.1	3.5	4.1	.	.	1.4	1.3	1.3	1.6	2.0		
HCC	0.9	2.3	2.7	2.7	4.6	.	.	1.0	1.0	1.1	1.5	2.4		

*Proportion computed with reference to the number of patients who were alive in year 2013.

†Proportion computed with reference to the number of patients who were alive in predicted year (e.g. 2020, 2030, ...).

Stage distribution of the living patients in year 2013 is taken from the post-transfusion claimant cohort data with the adjustment for non-biopsy.

Table 14.6. Model outputs for claimants with ages 70 to 79.

Hemophilic status	Hemophiles							Non-hemophiles						
Calendar year	2013	2020	2030	2040	2050	2060	2070	2013	2020	2030	2040	2050	2060	2070
Cumulative proportion (%)*														
Cirrhosis	27.1	30.4	31.1	31.3	31.3			7.8	14.4	15.3	15.5	15.5		
Decompensated cirrhosis	12.2	16.2	18.5	18.8	18.8			5.1	7.0	8.5	8.8	8.9		
HCC	6.1	7.8	8.9	9.1	9.1			0.7	1.7	2.4	2.6	2.6		
Liver transplant	2	2.3	2.4	2.5	2.5			0.5	0.6	0.6	0.7	0.7		
Non-liver-related death		27.5	60.5	77.7	79.2			0.0	18.6	60.7	87.4	89.9		
Liver-related death		9.4	17.4	20.5	20.8			0.0	4.0	8.0	9.9	10.1		
All cause death		36.9	77.9	98.2	100.0			0.0	22.6	68.6	97.2	100.0		
Alive	100	63.1	22.1	1.8	0.0			100	77.4	31.4	2.8	0.0		
Stage distribution (%)†														
F0 RNA-	14.3	17.6	22.3	26.6				17.1	21.1	26.6	30.4			
F0 RNA+	24.5	20.7	17.3	13.5				35.7	30.3	24.6	20.4			
Fibrosis 1	7.4	9.1	9.6	10.0				12.2	14.0	14.0	13.4			
Fibrosis 2	7.4	8.0	8.5	8.5				12.2	12.8	13.2	13.9			
Fibrosis 3	19.2	18.5	20.0	19.5				9.8	10.3	11.1	11.3			
Compensated cirrhosis	14.9	13.4	9.0	5.2				7.8	6.9	5.1	3.5			
Decompensated cirrhosis	4.1	5.7	6.8	8.8				3.9	3.1	3.3	4.3			
Post-transplant	2	2.3	3.0	2.8				0.5	0.5	0.8	0.9			
HCC	6.1	4.5	3.5	5.0				0.7	1.1	1.2	2.0			

*Proportion computed with reference to the number of patients who were alive in year 2013.

†Proportion computed with reference to the number of patients who were alive in predicted year (e.g. 2020, 2030, ...).

Stage distribution of the living patients in year 2013 is taken from the post-transfusion claimant cohort data with the adjustment for non-biopsy.

Table 14.7. Model outputs for claimants with ages 80 to 89.

Hemophilic status	Hemophilics							Non-hemophilics						
Calendar year	2013	2020	2030	2040	2050	2060	2070	2013	2020	2030	2040	2050	2060	2070
Cumulative proportion (%)*														
Cirrhosis	7.7	9.5	9.6	9.7				8.9	9.7	9.9	9.9			
Decompensated cirrhosis	4.2	4.9	5.2	5.2				3.1	4.3	4.7	4.7			
HCC	0	0.5	0.7	0.8				0.8	1.4	1.6	1.6			
Liver transplantation	0	0.1	0.1	0.1				0.3	0.4	0.4	0.4			
Non-liver-related mortality		56.1	91.4	94.5				0.0	45.7	90.5	94.8			
Liver-related mortality		3.0	5.3	5.5				0.0	2.6	5.0	5.2			
All-cause mortality		59.0	96.6	100.0				0.0	48.4	95.5	100.0			
Alive	100	41.0	3.4	0.0				100	51.6	4.5	0.0			
Stage distribution (%)†														
F ₀ with HCV RNA-	12.5	18.9	28.3					18.9	24.2	31.6				
F ₀ with HCV RNA+	66.7	54.3	41.9					46.6	37.7	29.6				
F ₁	2.5	7.5	8.3					9.1	12.1	12.6				
F ₂	2.5	3.4	4.4					9.1	9.5	10.1				
F ₃	6.7	6.6	6.4					7.3	7.7	7.6				
Compensated cirrhosis	5	4.0	3.3					5.8	4.7	3.0				
Decompensated cirrhosis	4.2	4.5	4.9					2.0	2.5	3.0				
Post-transplant	0	0.1	0.4					0.3	0.4	0.3				
HCC	0	0.8	1.9					0.8	1.1	2.1				

*Proportion computed with reference to the number of patients who were alive in year 2013.

†Proportion computed with reference to the number of patients who were alive in predicted year (e.g. 2020, 2030, ...).

Stage distribution of the living patients in year 2013 is taken from the post-transfusion claimant cohort data with the adjustment for non-biopsy.

Table 14.8. Model outputs for claimants with ages 90 or above.

Hemophilic status	Hemophiles							Non-hemophiles						
Calendar year	2013	2020	2030	2040	2050	2060	2070	2013	2020	2030	2040	2050	2060	2070
Cumulative proportion (%)*														
Cirrhosis	4.3	4.5	4.5					4.5	4.9	4.9				
Decompensated cirrhosis	0	0.4	0.5					1.2	1.7	1.8				
HCC	0	0.2	0.2					0.4	0.6	0.6				
Liver transplantation	0	0.0	0.0					0.4	0.5	0.5				
Non-liver-related mortality		86.9	99.4					0.0	80.9	98.1				
Liver-related mortality		0.4	0.6					0.0	1.4	1.9				
All-cause mortality		87.2	100.0					0.0	82.3	100.0				
Alive	100	12.8	0.0					100	17.7	0.0				
Stage distribution (%)†														
F ₀ with HCV RNA-	0	8.5	16.7	23.4	.				
F ₀ with HCV RNA+	85.7	69.2	64.3	51.4	.				
F ₁	2.1	8.9	5.1	9.5	.				
F ₂	2.1	3.2	5.1	5.9	.				
F ₃	5.7	5.4	4.1	4.5	.				
Compensated cirrhosis	4.3	3.3	3.3	2.8	.				
Decompensated cirrhosis	0	1.1	0.4	1.2	.				
Post-transplant	0	0.0	0.4	0.5	.				
HCC	0	0.4	0.4	0.7	.				

*Proportion computed with reference to the number of patients who were alive in year 2013.

†Proportion computed with reference to the number of patients who were alive in predicted year (e.g. 2020, 2030, ...).

Stage distribution of the living patients in year 2013 is taken from the post-transfusion claimant cohort data with the adjustment for non-biopsy.

Table 15. Comparing model outputs for the fourth (2010) and current (2014) revisions.

Revision version	The fourth revision (2010)					The current revision (2014)				
Calendar year	2020	2030	2040	2050	2060	2020	2030	2040	2050	2060
Cumulative proportion (%)*										
Cirrhosis	24.3	32.2	36.3	37.9	38.5	16.9	18.3	19.3	19.7	19.8
HCC	4	7	9.1	10.1	10.5	1.8	3.1	3.8	4.1	4.3
Liver transplantation	2.9	3.6	3.9	4.1	4.2	0.7	0.8	0.9	0.9	0.9
Non-liver-related mortality	21.9	38.3	52.3	63.4	70.3	14.9	32.6	48.5	63.5	75.1
Liver-related mortality	7	14.6	20	22.8	24	3.3	8.5	11.7	13.5	14.4
All-cause mortality	29	52.9	72.2	86.3	94.3	18.3	41.1	60.4	77.1	89.4
Stage distribution (%)†										
F ₀ with HCV RNA-	22.2	27.4	32.6	37.4	42	20.2	25.6	30.3	34.1	37.3
F ₀ with HCV RNA+	15.8	8.4	4.5	2.4	1.3	25.1	20.7	18.0	15.7	13.6
F ₁	12.2	10.3	9.2	9	8.2	13.8	14.1	14.0	14.4	14.7
F ₂	13.2	12.3	11.8	11.8	11.8	12.7	13.4	13.6	13.9	14.2
F ₃	16.4	17.1	16.8	16.7	17	13.6	14.6	15.2	15.3	15.3
Compensated cirrhosis	14.1	16.2	16.2	14.1	11.6	9.7	7.0	5.0	3.3	2.1
Decompensated cirrhosis	3.5	4.3	4.1	3.4	2.9	3.2	2.7	2.2	2.0	1.5
Post-transplant	1.5	2.5	3.2	3.9	4.1	0.7	0.7	0.6	0.6	0.5
HCC	1.2	1.5	1.5	1.3	1	1.1	1.1	1.0	0.8	0.7

Table 16.1. Comparing model estimates derived from claims data in the current revision and literature review in the fourth revision.

Data source	Claim cohort data based estimations			Literature based estimations		
Model variables (annual transition probability)	Baseline	95% CI		Baseline	95% CI	
Compensated cirrhosis to decompensated cirrhosis	0.078	0.073	0.083	0.065	0.033	0.092
Compensated cirrhosis to HCC	0.025	0.024	0.027	0.033	0.024	0.046
Decompensated cirrhosis to death	0.152	0.146	0.158	0.186	0.137	0.25
HCC to death	0.182	0.169	0.198	0.35	0.316	0.699
Decompensated cirrhosis or HCC to liver transplantation	0.004	0.004	0.004	0.1	0.05	0.18
First year mortality after liver transplantation	0.086	0.037	0.186	0.146	0.127	0.21
Subsequent year mortality after liver transplantation	0.039	0.036	0.043	0.044	0.035	0.053

Table 16.2. Comparing model outputs for non-hemophilic claimants using model variables derived from different data sources: Literature review vs. Claims data.

Model data source	Literature review							Claims data						
Calendar year	2013	2020	2030	2040	2050	2060	2070	2013	2020	2030	2040	2050	2060	2070
Cumulative proportion (%)*														
Cirrhosis	11.5	13.3	14.7	15.5	16.0	16.1	16.2	11.5	13.6	14.9	15.9	16.3	16.4	16.5
Dec. Cirrhosis	2.9	4.7	6.5	7.6	8.1	8.3	8.4	2.9	5.2	7.3	8.5	9.2	9.4	9.5
HCC	0.5	1.6	2.6	3.3	3.6	3.7	3.8	0.5	1.4	2.4	2.9	3.2	3.4	3.4
Liver transplant	0.7	1.5	2.3	2.8	3.1	3.2	3.2	0.7	0.7	0.8	0.9	0.9	0.9	0.9
Non-liver-related mortality		16.8	36.5	53.1	68.3	79.2	84.6		16.9	36.3	52.8	67.8	78.8	84.1
Liver-related mortality		3.1	6.4	8.6	10.0	10.8	11.1		2.7	6.6	9.1	10.6	11.3	11.6
All-cause mortality		19.9	42.9	61.7	78.3	89.9	95.7		19.6	42.9	62.0	78.5	90.1	95.6
Sex distribution (%)														
Female	48.4	53.9	56.6	58.4	58.9	55.9	53.6	51.6	53.3	55.7	57.7	57.5	55.2	53.2
Age distribution (%)														
<30 yr	6.6							6.6						
30- yr	3.9	8.1						3.9	8.1					
40- yr	13.8	4.6	10.7					13.8	4.5	10.7				
50- yr	23.9	16.0	5.9	14.8				23.9	16.2	5.8	14.8			
60- yr	17.6	28.4	20.1	7.9	23.4			17.6	28.3	20.4	7.9	23.5		
70- yr	14.1	19.8	34.8	26.2	12.2	44.7		14.1	19.7	34.6	26.5	12.0	44.8	
80- yr	12.3	13.6	19.7	37.7	33.7	18.9	75.5	12.3	13.8	19.6	37.5	33.8	18.4	75.1
95- yr	7.7	9.6	8.8	13.5	30.7	36.4	24.5	7.7	9.3	8.9	13.2	30.7	36.7	24.9
Stage distribution (%)†														
F ₀ with HCV RNA-	17.5	21.2	26.5	31.1	34.8	38.8	42.8	17.5	20.6	26.2	31.0	35.0	38.4	42.6
F ₀ with HCV RNA+	33.3	27.8	22.9	19.0	15.7	13.2	11.5	33.3	27.8	22.7	19.6	17.0	14.8	11.2
F ₁	13.5	14.9	15.2	15.3	15.6	16.0	15.7	13.5	14.9	15.2	14.9	15.2	15.4	15.7
F ₂	13.5	13.7	14.1	14.1	14.4	14.4	13.9	13.5	13.7	14.4	14.5	14.9	15.2	15.9
F ₃	10.7	11.4	11.8	12.3	12.4	11.9	12.3	10.7	11.2	11.9	12.2	11.9	11.7	11.7
Compensated cirrhosis	8.6	7.9	6.1	4.5	3.4	2.0	1.3	8.6	7.9	6.0	4.5	3.0	1.9	1.3
Decompensated cirrhosis	1.7	1.4	1.0	0.8	0.8	0.6	0.2	1.7	2.4	2.1	1.8	1.8	1.4	0.8
Post-transplant	0.7	1.3	2.0	2.5	2.7	2.8	2.3	0.7	0.7	0.7	0.6	0.6	0.5	0.4
HCC	0.5	0.5	0.4	0.3	0.2	0.3	0.1	0.5	0.8	0.9	0.8	0.7	0.6	0.4

*Proportion computed with reference to the number of patients who were alive in year 2013.

†Proportion computed with reference to the number of patients who were alive in predicted year (e.g. 2020, 2030, ...).

Stage distribution of the living patients in year 2013 is taken from the post-transfusion claimant cohort data with the adjustment for non-biopsy.

Table 17.1. Estimates of non-liver-related mortality derived from the claimant cohort and the 2009 to 2011 Canada life tables.

Gender	Male			Female	
Age stratum	Hemophilics	Non-hemophilics	Canada life table	Non-hemophilics	Canada life table
20 to 29	0.00000	0.00171	0.00071	0.00000	0.00030
30 to 39	0.00290	0.00233	0.00096	0.00133	0.00056
40 to 49	0.00220	0.00632	0.00194	0.00189	0.00129
50 to 59	0.00464	0.00794	0.00484	0.00487	0.00307
60 to 69	0.00933	0.01338	0.01260	0.00519	0.00782

Table 17.2. Comparing model outputs for non-hemophilic claimants using non-liver-related mortality derived from different data sources: claims data vs. 2009 to 2011 Canada life tables.

Data source	Claims data							2009 to 2011 Canada life tables						
Calendar year	2013	2020	2030	2040	2050	2060	2070	2013	2020	2030	2040	2050	2060	2070
Cumulative proportion (%)*														
Cirrhosis	11.5	13.6	14.9	15.9	16.3	16.4	16.5	11.5	13.1	14.5	15.4	15.8	16.0	16.0
Dec. Cirrhosis	2.9	5.2	7.3	8.5	9.2	9.4	9.5	2.9	5.1	7.3	8.6	9.2	9.4	9.5
HCC	0.5	1.4	2.4	2.9	3.2	3.4	3.4	0.5	1.4	2.3	2.9	3.2	3.3	3.4
Liver transplantation	0.7	0.7	0.8	0.9	0.9	0.9	0.9	0.7	0.8	0.8	0.9	0.9	0.9	0.9
Non-liver-related mortality		16.9	36.3	52.8	67.8	78.8	84.1		16.6	35.8	52.3	67.2	78.5	84.1
Liver-related mortality		2.7	6.6	9.1	10.6	11.3	11.6		2.7	6.5	9.1	10.5	11.2	11.5
All-cause mortality		19.6	42.9	62.0	78.5	90.1	95.6		19.2	42.3	61.3	77.8	89.7	95.6
Sex distribution (%)														
Female	51.6	53.3	55.7	57.7	57.5	55.2	53.2	51.6	53.2	55.4	57.1	56.7	53.7	51.2
Age distribution (%)														
<30 yr	6.6							6.6						
30- yr	3.9	8.1						3.9	8.1					
40- yr	13.8	4.5	10.7					13.8	4.6	10.7				
50- yr	23.9	16.2	5.8	14.8				23.9	16.4	6.1	15.0			
60- yr	17.6	28.3	20.4	7.9	23.5			17.6	28.7	20.9	8.3	24.3		
70- yr	14.1	19.7	34.6	26.5	12.0	44.8		14.1	19.3	34.5	26.9	12.4	44.8	
80- yr	12.3	13.8	19.6	37.5	33.8	18.4	75.1	12.3	13.5	19.4	37.1	33.6	19.1	76.6
95- yr	7.7	9.3	8.9	13.2	30.7	36.7	24.9	7.7	9.3	8.4	12.7	29.8	36.1	23.4
Stage distribution (%)†														
F ₀ with HCV RNA-	17.5	20.6	26.2	31.0	35.0	38.4	42.6	17.5	20.7	26.4	31.2	35.1	38.3	40.6
F ₀ with HCV RNA+	33.3	27.8	22.7	19.6	17.0	14.8	11.2	33.3	27.8	22.5	19.2	16.4	13.4	11.1
F ₁	13.5	14.9	15.2	14.9	15.2	15.4	15.7	13.5	14.8	15.2	15.2	15.8	16.9	18.1
F ₂	13.5	13.7	14.4	14.5	14.9	15.2	15.9	13.5	14.0	14.6	14.7	14.9	15.1	14.7
F ₃	10.7	11.2	11.9	12.2	11.9	11.7	11.7	10.7	11.3	11.9	12.0	11.9	11.7	12.1
Compensated cirrhosis	8.6	7.9	6.0	4.5	3.0	1.9	1.3	8.6	7.4	5.7	4.2	3.1	2.2	1.5
Decompensate d cirrhosis	1.7	2.4	2.1	1.8	1.8	1.4	0.8	1.7	2.5	2.2	2.0	1.6	1.4	1.0
Post-transplant	0.7	0.7	0.7	0.6	0.6	0.5	0.4	0.7	0.7	0.7	0.6	0.5	0.5	0.4
HCC	0.5	0.8	0.9	0.8	0.7	0.6	0.4	0.5	0.8	0.8	0.7	0.6	0.5	0.5

Table 18. Comparing model outputs for non-hemophilic claimants using treatment patterns in the current revision and the fourth revision.

Treatment pattern	The current revision in 2014						The fourth revision in 2010					
Calendar year	2020	2030	2040	2050	2060	2070	2020	2030	2040	2050	2060	2070
Cumulative proportion (%)*												
Cirrhosis	13.6	14.9	15.9	16.3	16.4	16.5	19.1	27.5	32.1	34.1	34.8	35.0
Dec. Cirrhosis	5.2	7.3	8.5	9.2	9.4	9.5	6.9	12.7	16.7	18.7	19.4	19.7
HCC	1.4	2.4	2.9	3.2	3.4	3.4	2.1	4.7	6.7	7.7	8.2	8.3
Liver transplantation	0.7	0.8	0.9	0.9	0.9	0.9	0.8	0.9	1.1	1.2	1.2	1.2
Non-liver-related mortality	16.9	36.3	52.8	67.8	78.8	84.1	16.8	34.9	48.8	60.3	68.1	71.8
Liver-related mortality	2.7	6.6	9.1	10.6	11.3	11.6	3.3	11.0	17.7	22.0	24.1	24.9
All-cause mortality	19.6	42.9	62.0	78.5	90.1	95.6	20.1	45.8	66.5	82.3	92.2	96.7
Sex distribution (%)												
Female	53.3	55.7	57.7	57.5	55.2	53.2	53.9	56.6	58.0	58.4	55.7	53.5
Age distribution (%)												
<30 yr												
30- yr	8.1						8.3					
40- yr	4.5	10.7					4.7	10.8				
50- yr	16.2	5.8	14.8				16.1	6.0	14.9			
60- yr	28.3	20.4	7.9	23.5			27.8	20.2	8.1	23.5		
70- yr	19.7	34.6	26.5	12.0	44.8		19.6	33.9	26.4	12.5	43.4	
80- yr	13.8	19.6	37.5	33.8	18.4	75.1	13.7	19.5	36.9	33.0	19.2	72.1
95- yr	9.3	8.9	13.2	30.7	36.7	24.9	9.8	9.5	13.7	31.0	37.4	27.9
Stage distribution (%)†												
F ₀ with HCV RNA-	20.6	26.2	31.0	35.0	38.4	42.6	20.9	25.8	30.7	34.6	36.8	39.1
F ₀ with HCV RNA+	27.8	22.7	19.6	17.0	14.8	11.2	22.2	11.8	6.5	3.4	1.9	0.6
F ₁	14.9	15.2	14.9	15.2	15.4	15.7	13.7	12.8	11.1	10.8	10.3	10.7
F ₂	13.7	14.4	14.5	14.9	15.2	15.9	13.5	13.3	13.7	13.8	15.2	14.2
F ₃	11.2	11.9	12.2	11.9	11.7	11.7	12.1	13.3	13.9	14.8	15.7	17.5
Compensated cirrhosis	7.9	6.0	4.5	3.0	1.9	1.3	11.6	13.9	13.4	11.7	10.1	7.7
Decompensated cirrhosis	2.4	2.1	1.8	1.8	1.4	0.8	3.9	5.9	6.7	6.5	6.0	6.3
Post-transplant	0.7	0.7	0.6	0.6	0.5	0.4	0.6	0.8	1.0	1.1	1.1	1.3
HCC	0.8	0.9	0.8	0.7	0.6	0.4	1.5	2.4	3.1	3.3	2.8	2.6

Table 19. Monte Carlo simulation projecting the 95% CI of the model predictions on cumulative rates of liver-related clinical outcomes.

Calendar year	2020		2030		2040		2050		2060		2070	
Cumulative rates of clinical outcomes (%)	Mean	95% CI	Mean	95% CI	Mean	95% CI	Mean	95% CI	Mean	95% CI	Mean	95% CI
Cirrhosis	16.9	14.6-19.2	18.3	14.7-21.9	19.3	15.0-23.6	19.7	14.8-24.6	19.8	14.6-25.0	19.9	14.7-25.1
Decompensated cirrhosis	6.5	5.5-7.5	9.5	7.5-11.5	11	8.4-13.6	11.8	8.6-15.0	12	8.7-15.3	12.1	8.7-15.5
HCC	1.8	1.4-2.2	3.1	2.3-3.9	3.8	2.8-4.8	4.1	2.9-5.3	4.3	3.1-5.6	4.3	3.1-5.5
Liver-related mortality	3.3	2.8-3.8	8.5	7.0-10.0	11.7	9.3-14.1	13.5	10.3-16.7	14.4	10.8-18.0	14.7	11.0-18.4

Table 20. Reported mean cost to HCV patients and their caregivers by disease stage in a recent Canadian survey study.

Disease stage	Patient time costs	Caregiver time costs	Out-of-pocket costs
	Estimate (95% CI)	Estimate (95% CI)	Estimate (95% CI)
Chronic (N = 326)	\$1411 (\$931-1891)	\$60 (\$23-98)	\$1150 (\$615-1686)
Treatment (N = 61)	\$1481 (\$851-2111)	\$152 (\$18-285)	\$2496 (\$677-4316)
Viral clearance (N = 148)	\$281 (\$175-387)	\$31 (\$0-72)	\$427 (\$73-780)
Cirrhosis (N = 135)	\$3588 (\$1766-5411)	\$766 (\$173-1359)	\$1667 (\$766-2568)
HCC (N = 21)	\$2739 (\$972-4507)	\$1050 (\$45-2345)	\$2837 (\$178-5495)
Transplant (N = 47)	\$9416 (\$2987-15 844)	\$2460 (\$1-4982)	\$2204 (\$1103-3305)
Total (N = 738)	\$2136 (\$1554-2719)	\$372 (\$174-570)	\$1326 (\$979-1673)

Table 21. Coefficients associated with patient baseline characteristics for annual patient time and caregiver time costs and out-of-pocket costs in a Canadian HCV survey study.

Predictor	Annual patient and caregiver time cost				Annual out-of-pocket cost			
	Coefficient	SE	t	P-value	Coefficient	SE	t	P-value
(Constant)	5291.14	2329.15	2.27	0.02	1012.71	1217.99	0.83	0.41
Treatment	184.66	1281.15	0.14	0.89	1511.28	669.89	2.26	<0.05
Viral clearance	-893.79	916.62	-0.98	0.33	-626.31	479.33	-1.31	0.19
Cirrhosis	2758.79	950.32	2.9	0.004	369.4	496.95	0.74	0.46
HCC	1992.02	2234.15	0.89	0.37	1594.62	1168.31	1.36	0.17
Transplantation	10028.23	1449.33	6.92	<0.0001	1013.5	757.9	1.34	0.18
Age	-73.51	40.08	-1.83	0.07	17.58	20.96	0.84	0.4
Gender	394.75	708.36	0.56	0.58	-628.3	370.43	-1.7	0.09
Marital status	363.69	710.33	0.51	0.61	143.24	371.45	0.39	0.7
Education	-198.53	724.06	-0.27	0.78	54.6	378.64	0.14	0.89
Ln income	-188.38	90.88	-2.07	0.04	-121.61	47.53	-2.56	<0.05
ICED	281	325.44	0.86	0.39	1511.28	669.89	0.18	<0.05

ICED, Index of Co-Existent Disease; SE, standard error.

12. Figures.

Figure 1. Simplified Markov model structure for simulating prognosis of HCV in the current revision.

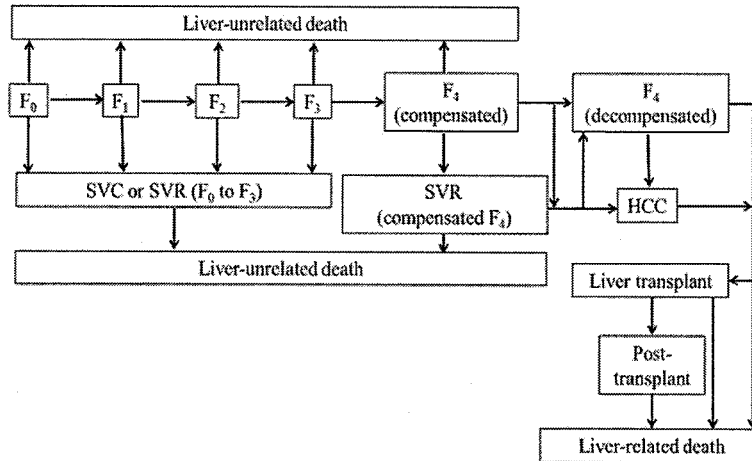


Figure 2. Subtree for health state “Fibrosis stage 0 with negative HCV RNA”.

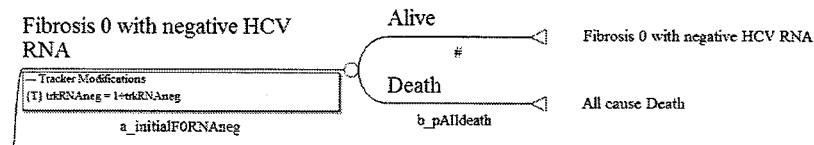


Figure 3. Subtree for health state “Fibrosis stage 0 with positive HCV RNA”.

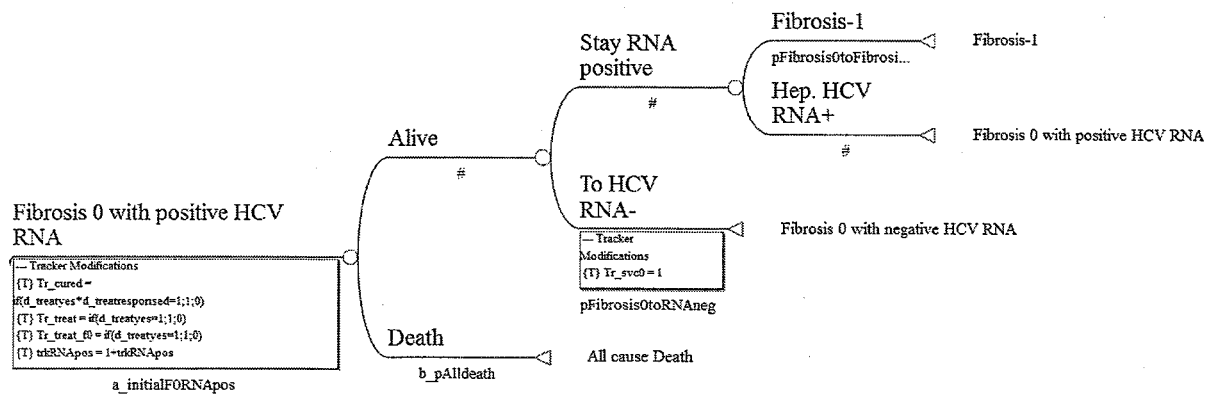


Figure 4. Subtree for health state “Fibrosis stage 1”.

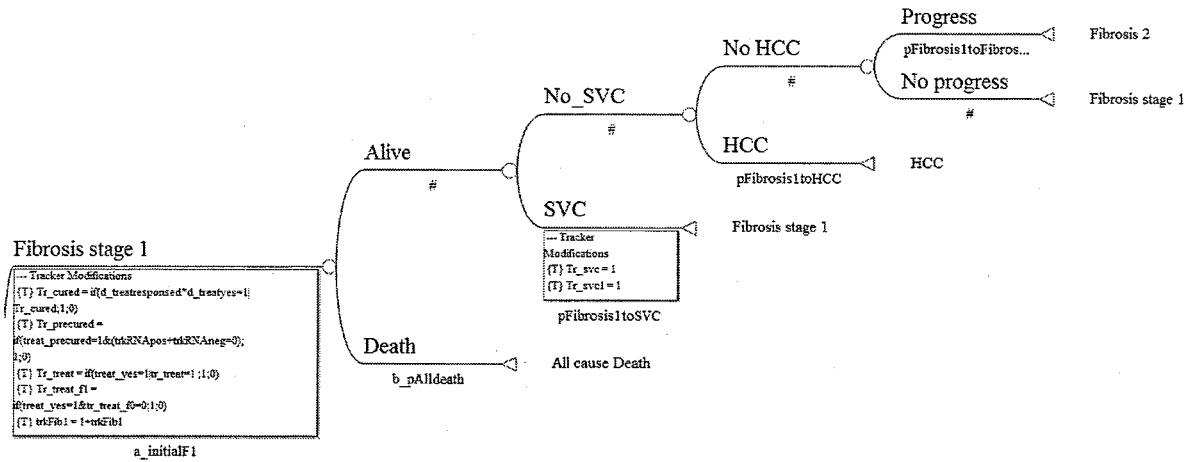


Figure 5. Subtree for health state “Fibrosis stage 2”.

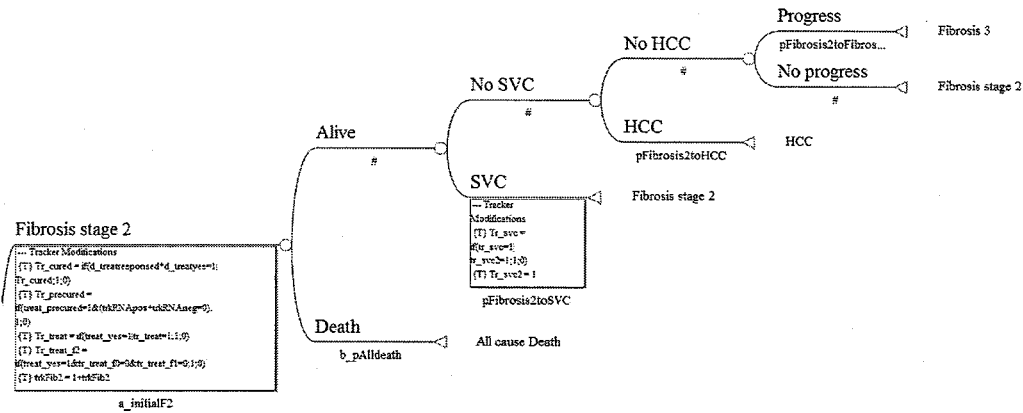


Figure 6. Subtree for health state “Fibrosis stage 3”.

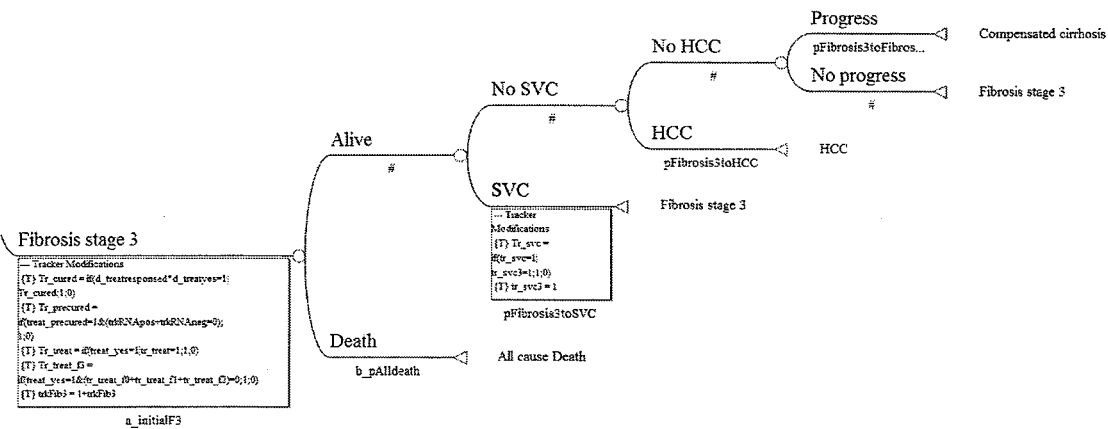


Figure 7. Subtree for health state “Compensated cirrhosis”.

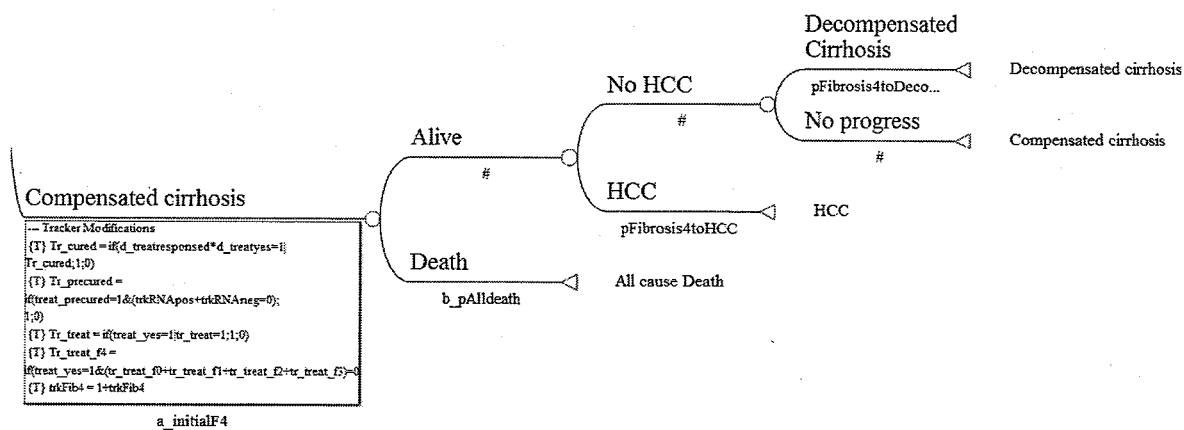


Figure 8. Subtree for health state “Decompensated cirrhosis”.

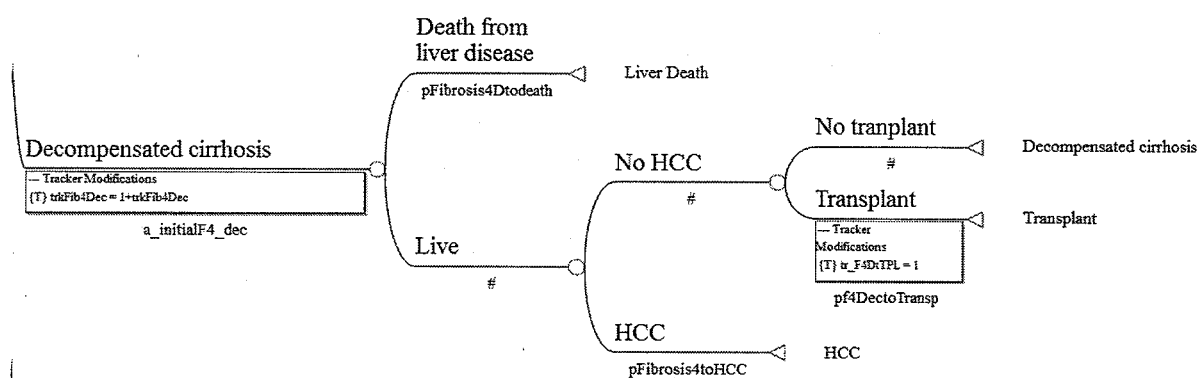


Figure 9. Subtree for health state “HCC”.

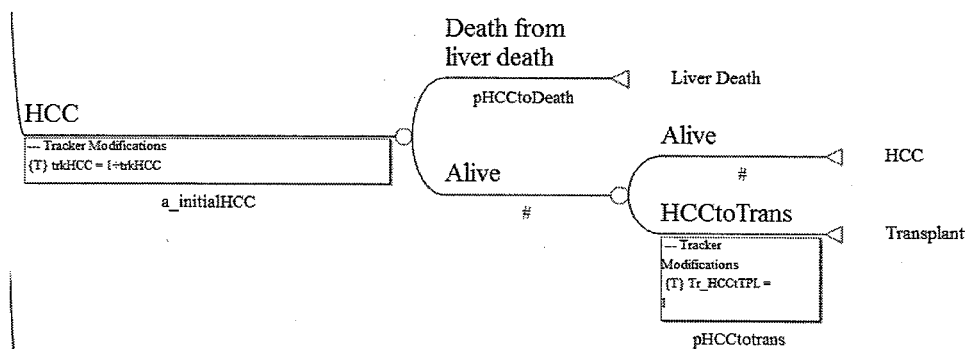
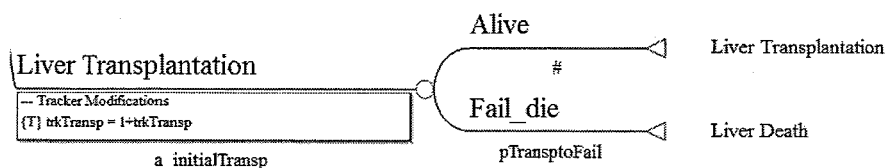


Figure 10. Subtree for health state “Liver transplantation”.



Appendix 1. The study ethics approval letter for the fifth revision of HCV prognostic model for 1986-1990 HCV compensation claimants.



OFFICE OF THE VICE-PRESIDENT,
RESEARCH AND INNOVATION

PROTOCOL REFERENCE # 20016

January 6, 2014

Dr. Murray Krahn
DEPT OF MEDICINE
FACULTY OF MEDICINE

Dear Dr. Krahn,

Re: Your research protocol entitled, "The fifth revision plan on estimating the prognosis of Canadians infected with the Hepatitis C virus through the blood supply, 1986-1990"

ETHICS APPROVAL

Original Approval Date: January 6, 2014
Expiry Date: January 5, 2015
Continuing Review Level: 1

We are writing to advise you that the Health Sciences Research Ethics Board (REB) has granted approval to the above-named research protocol under the REB's delegated review process. Your protocol has been approved for a period of one year and ongoing research under this protocol must be renewed prior to the expiry date.

Any changes to the approved protocol or consent materials must be reviewed and approved through the amendment process prior to its implementation. Any adverse or unanticipated events in the research should be reported to the Office of Research Ethics as soon as possible.

Please ensure that you submit an Annual Renewal Form or a Study Completion Report 15 to 30 days prior to the expiry date of your current ethics approval. Note that annual renewals for studies cannot be accepted more than 30 days prior to the date of expiry.

If your research is funded by a third party, please contact the assigned Research Funding Officer in Research Services to ensure that your funds are released.

Best wishes for the successful completion of your research.

Yours sincerely,

OFFICE OF RESEARCH ETHICS
McMurrin Building, 12 Queen's Park Crescent West, 2nd Floor, Toronto, ON M5S 1S8 Canada
Tel: +1 416 946-3273 • Fax: +1 416 946-5763 • ethics.review@utoronto.ca • <http://www.research.utoronto.ca/for-researchers-administrators/ethics/>

Appendix II. The survey package measuring clinical physicians' treatment preferences for survival compensation claimants with CHC.

I. INFORMED CONSENT FORM

I volunteer to participate in a research project conducted by Dr. Murray Krahn from the Toronto Health Economics and Technology Assessment (THETA) Collaborative at the University of Toronto.

I understand that this project is designed to gather information to predict long-term health outcomes in a cohort of patients who have acquired chronic hepatitis C (CHC) through blood transfusion or blood products from 1986 to 1990 in Canada and who are currently qualified to receive compensation for antiviral therapy for CHC-related complications from a trust fund set by the Canadian Federal, Provincial, and Territory governments.

I understand that this survey will assess physician's preferences regarding the use of new antiviral regimens in this CHC compensation cohort.

I understand that my participation in this survey is voluntary and that I may refuse to volunteer, decline to answer any questions and withdraw from the survey at any time without giving any reasons.

I understand that my participation in this survey is unlikely to cause any risks, harm or inconvenience to me or my patients.

I understand that the generated outcomes of this survey will be included in the study final report and might be published in a relevant medical journal.

I understand that my personal information and generated data will be strictly protected in a secured computer and locked in a safe box in the administrative office at THETA.

I understand that all information from this survey will be considered confidential and access to this data will be limited to the principal investigator, study coordinator and data analyst.

I understand that my personal information will be encrypted as codes in the survey and data analysis and the final report and manuscript will not include any identifiable information.

Certificate of consent:

I have read the foregoing information or it has been read to me. I have had the opportunity to ask questions about it and any questions I have been asked have been answered to my satisfaction. I consent voluntarily to be a participant in this study.

Print Name of Participant: _____

Signature of Participant: _____

Date (DD/MM/YYYY): _____

Please fax back the signed consent form to 416-946-3719 with attention to Dr. Murray Krahn.

II. CHARACTERISTICS OF SURVEY PATICIPANT

1. Please provide the following personal information:

Birth year: _____ Gender: ☐ Male / ☐ Female

2. Please outline your educational background

MD completed year: _____

Master's degree completed year: _____

PhD completed year: _____

3. Please describe your university affiliations

Position: _____

Faculty/Department: _____

Institution: _____

4. Please describe your clinical practice

Type of clinical setting:

- ☐ Tertiary care hospital
- ☐ Community medical center
- ☐ Ambulatory care (physician's office) not attached to hospital
- ☐ Other: (please specify) _____

Clinical specialty:

- ☐ Hepatology
- ☐ Gastroenterology
- ☐ Infectious diseases
- ☐ Internal medicine
- ☐ Other: (please specify) _____

Duration of clinical practice in your current specialty (years): _____

5. Please provide information regarding chronic hepatitis C patients

Monthly number of patient visits for chronic hepatitis C in 2013: _____

Monthly number of patients receiving antiviral therapy for chronic hepatitis C in 2013: _____


III. INSTRUCTIONS TO COMPLETE THIS SURVEY

This survey aims to understand how patients within the HCV compensation cohort are likely to be treated with antiviral therapy. In formulating your response, please consider how you are likely to treat HCV patients **OVER THE NEXT TWO YEARS**. We ask you to think ahead, because some of these regimens are not available in every jurisdiction at present. We will be considering the following treatment regimens:

- a. Pegylated interferon plus ribavirin (PEG/RBV) (24 to 48 weeks)
- b. PEG/RBV-based triple therapy with boceprevir, telaprevir, or faldaprevir (24 to 48 weeks)
- c. PEG-free therapy including the combination of ribavirin and three direct antiviral agents (12 weeks)
- d. PEG/RBV-free therapy including sofosbuvir-based doublet with daclatasvir, ledipasvir or simeprevir (12 weeks)

Because HIV co-infection and previous failed antiviral treatment will affect treatment decisions, the CHC compensation cohort will be divided into four subgroups. You will read a brief description of baseline characteristics associated with the subgroup and the estimated clinical efficacy (sustained viral response (SVR)) and treatment discontinuation associated with antiviral regimens for the subgroup.

1. Please mark on the following 0-100 scale to indicate the percentage of patients within this subgroup that would likely be treated within your practice, if antiviral therapy is reimbursed by the compensation trust fund and patient's willingness to be treated is fully taken into account. "100" means you would treat 100% of patients. "0" means you would treat no patients.



2. If you decide to treat this subgroup, please indicate which regimen you are likely to use most frequently in this group: a
 - a. PEG/RBV
 - b. PEG/RBV-based triple therapy
 - c. PEG-free therapy
 - d. PEG/RBV-free therapy

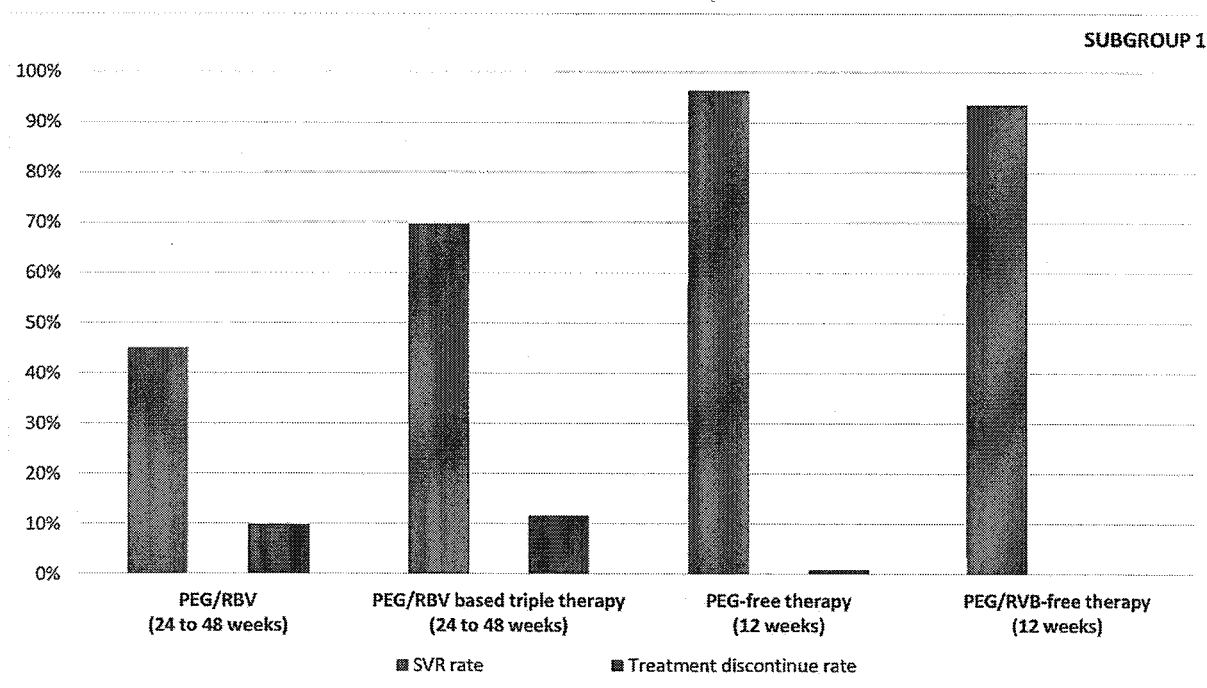
IV. QUESTIONNAIRES FOR THE FOUR PATIENT SUBGROUPS

Patient subgroup 1: Naïve patients without HIV co-infection

1. Baseline characteristics of patient subgroup 1

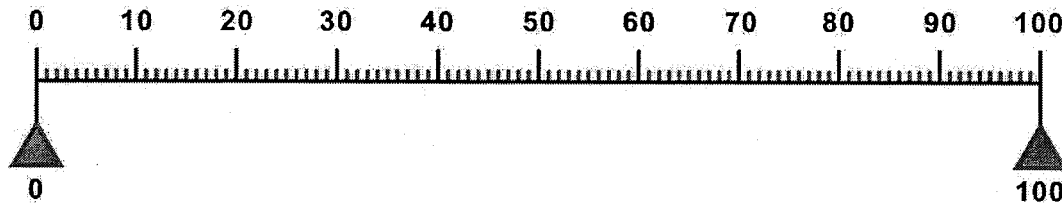
Baseline variable	%/mean \pm SD
Age (years)	62.8 \pm 20.2
Male gender	53.3%
Duration of HCV infection (years)	26.7 \pm 4.8
Hemophilics	16.2%
Previous blood transfusion	81.9%
<i>Distribution of fibrosis stage</i>	
F0	63.5%
F1/F2	27.8%
F3	3.8%
F4	4.9%
<i>Distribution of viral genotype</i>	
1	74.4%
2 or 3	24.4%
4, 5 or 6	1.2%

2. Estimated clinical efficacies and toxicities associated with antiviral regimens in the patient subgroup 1 (naïve patients without HIV co-infection).



3. Survey questions for patient subgroup 1 (naïve patients *without* HIV co-infection).

3.1. Please mark on the following 0-100 scale to indicate the percentage of patients within this subgroup (naïve patients *without* HIV co-infection) that would likely be treated within your practice, if antiviral therapy is reimbursed by the compensation trust fund and patient's willingness to be treated is fully taken into account. "100" means you would treat 100% of patients. "0" means you would treat no patients.



3.2. If you decide to treat this subgroup (naïve patients *without* HIV co-infection), please indicate which regimen you are likely to use most frequently in this group:

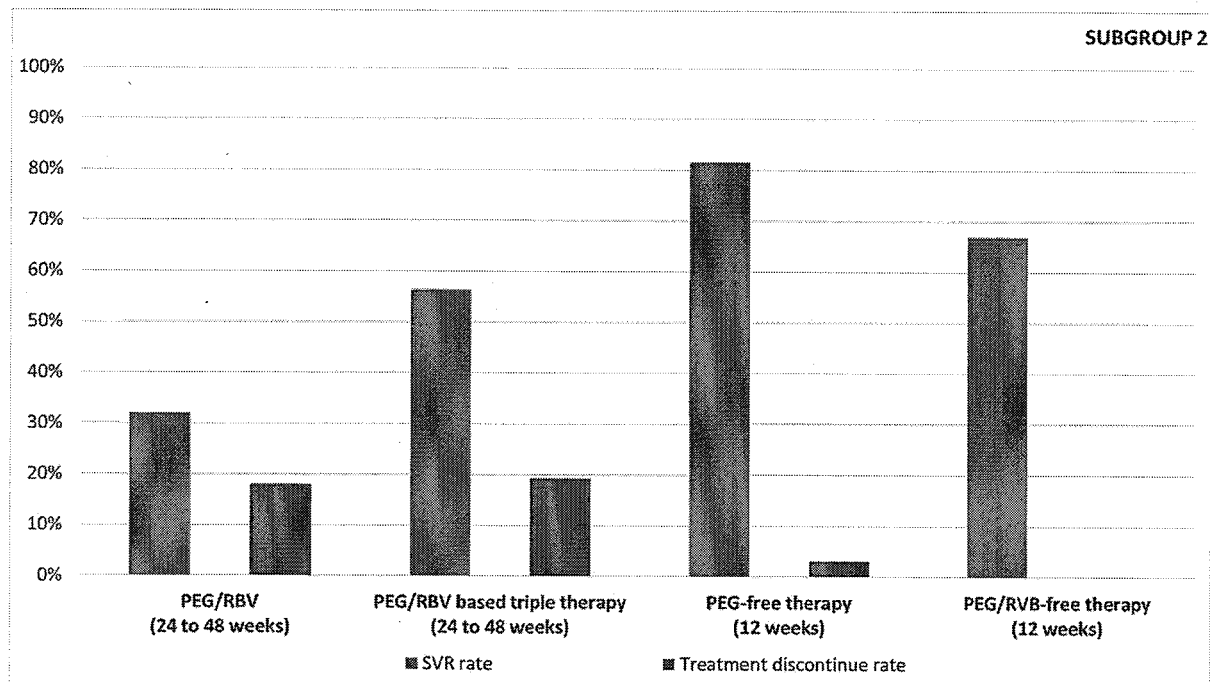
- a. PEG/RBV
- b. PEG/RBV-based triple therapy
- c. PEG-free therapy
- d. PEG/RBV-free therapy

Patient subgroup 2: Naïve patients with HIV co-infection

1. Baseline characteristics of patient subgroup 2.


Baseline variable	%/mean \pm SD
Age (years)	47.6 \pm 11.2
Male gender	96.3%
Duration of HCV infection (years)	25.0 \pm 1.0
Hemophilics	97.3%
Previous blood transfusion	2.8%
<i>Distribution of fibrosis stage</i>	
F0	39.4%
F1/F2	39.4%
F3	5.5%
F4	15.6%
<i>Distribution of viral genotype</i>	
1	75.0%
2 or 3	16.7%
4, 5 or 6	8.3%

2. Estimated clinical efficacies and toxicities associated with antiviral regimens in the patient subgroup 2.



3. Survey questions for patient subgroup 2 (naïve patients *with* HIV co-infection).

3.1. Please mark on the following 0-100 scale to indicate the percentage of patients within this subgroup (naïve patients *with* HIV co-infection) that would likely be treated within your practice, if antiviral therapy is reimbursed by the compensation trust fund and patient's willingness to be treated is fully taken into account. "100" means you would treat 100% of patients. "0" means you would treat no patients.



3.2. If you decide to treat this subgroup (naïve patients *with* HIV co-infection), please indicate which regimen you are likely to use most frequently in this group:

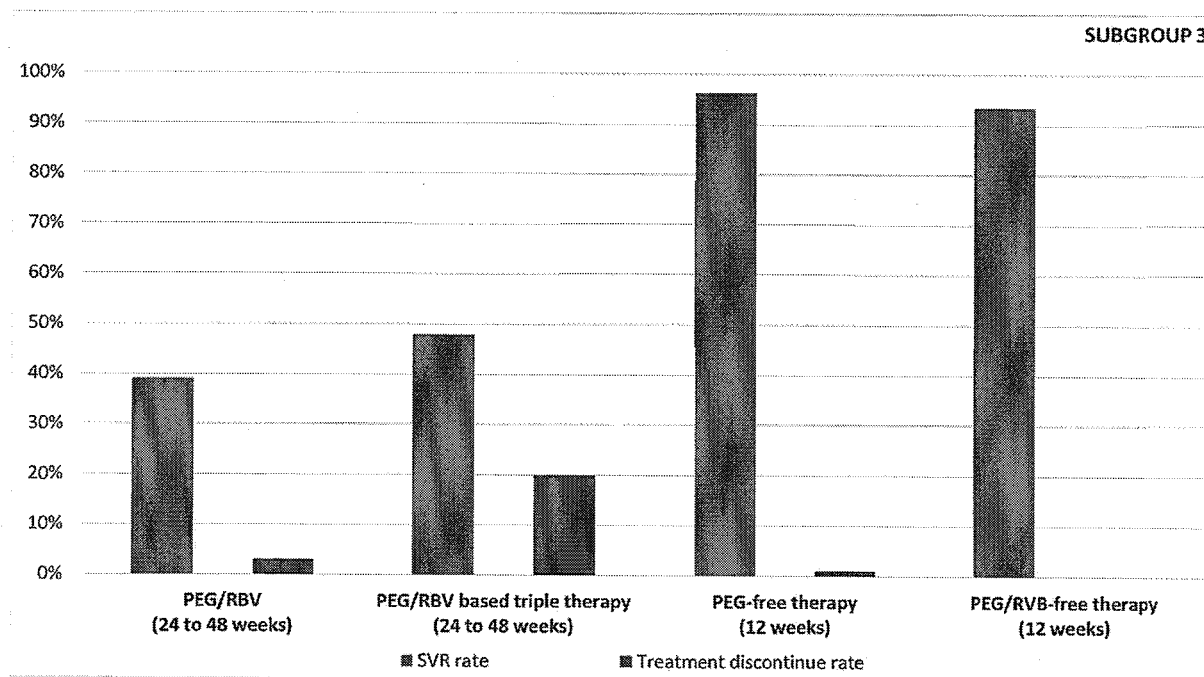
- a. PEG/RBV
- b. PEG/RBV-based triple therapy
- c. PEG-free therapy
- d. PEG/RBV-free therapy

Patient subgroup 3: Previously treated patients without HIV co-infection

1. Baseline characteristics of patient subgroup 3.


Baseline variable	%/mean \pm SD
Age (years)	54.3 \pm 14.0
Male gender	58.0%
Duration of HCV infection (years)	26.4 \pm 5.2
Hemophilics	27.3%
Previous blood transfusion	71.4%
<i>Distribution of fibrosis stage</i>	
F0	0.0%
F1/F2	71.0%
F3	15.2%
F4	13.8%
<i>Distribution of viral genotype</i>	
1	74.4%
2 or 3	24.4%
4, 5 or 6	1.3%

2. Estimated clinical efficacies and toxicities associated with antiviral regimens in the patient subgroup 3.



3. Survey questions for patient subgroup 3 (previously treated patients *without* HIV co-infection)

3.1. Please mark on the following 0-100 scale to indicate the percentage of patients within this subgroup (previously treated patients *without* HIV co-infection) that would likely be treated within your practice, if antiviral therapy is reimbursed by the compensation trust fund and patient's willingness to be treated is fully taken into account. "100" means you would treat 100% of patients. "0" means you would treat no patients.



3.2. If you decide to treat this subgroup (previously patients *without* HIV co-infection), please indicate which regimen you are likely to use most frequently in this group:

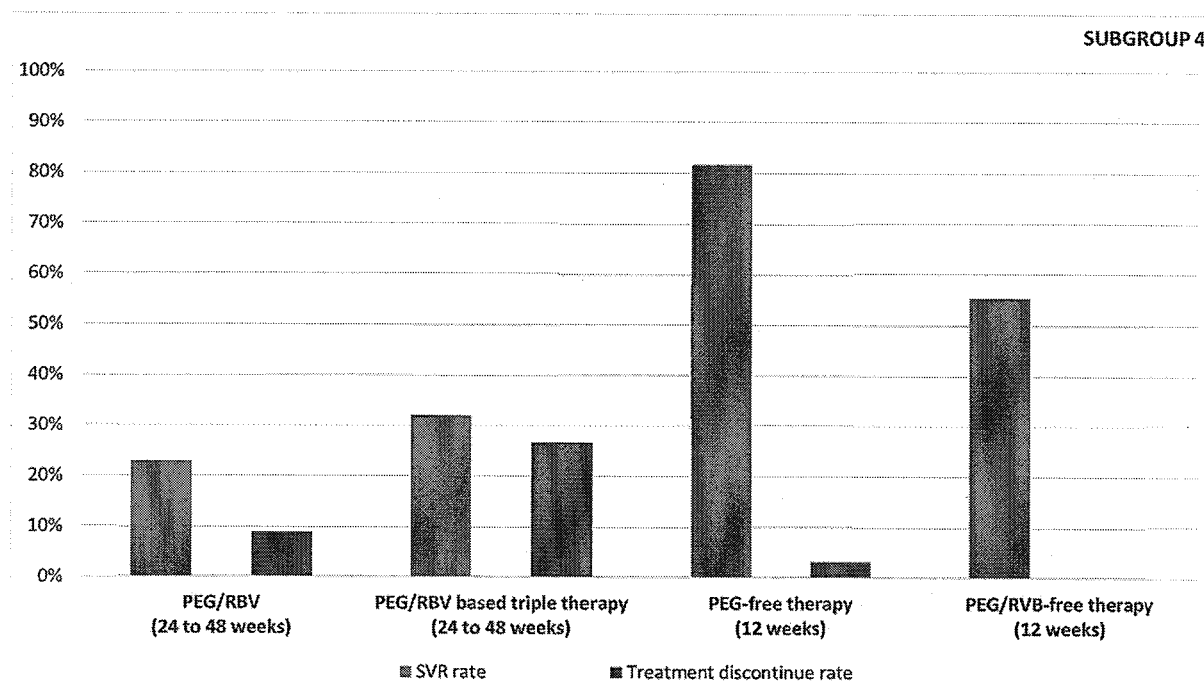
- a. PEG/RBV
- b. PEG/RBV-based triple therapy
- c. PEG-free therapy
- d. PEG/RBV-free therapy

Patient subgroup 4: Previously treated patients with HIV co-infection

1. Baseline characteristics of patient subgroup 4.


Baseline variable	%/mean \pm SD
Age (years)	50.2 \pm 8.2
Male gender	93.3%
Duration of HCV infection (years)	26.0 \pm 1.7
Hemophilics	93.0%
Previous blood transfusion	7.0%
<i>Distribution of fibrosis stage</i>	
F0	0.0%
F1/F2	53.5%
F3	16.3%
F4	30.2%
<i>Distribution of viral genotype</i>	
1	75.0%
2 or 3	16.7%
4, 5 or 6	8.3%

2. Estimated clinical efficacies and toxicities associated with antiviral regimens in the patient subgroup 4.



3. Survey questions for patient subgroup 4 (previously treated patients *with* HIV co-infection)

3.1. Please mark on the following 0-100 scale to indicate the percentage of patients within this subgroup (previously treated patients *with* HIV co-infection) that would likely be treated within your practice, if antiviral therapy is reimbursed by the compensation trust fund and patient's willingness to be treated is fully taken into account. "100" means you would treat 100% of patients. "0" means you would treat no patients.



3.2. If you decide to treat this subgroup (previously patients *with* HIV co-infection), please indicate which regimen you are likely to use most frequently in this group:

- a. PEG/RBV
- b. PEG/RBV-based triple therapy
- c. PEG-free therapy
- d. PEG/RBV-free therapy

Many thanks for completing the survey questions for our study. You can fax back the signed information consent form and completed survey with attention to Dr. Murray Krahn.

Fax number is 416-946-3719.

This is Exhibit "B" referred to in the
Affidavit of Murray Krahn
sworn before me,
this 16th day of March, 2015

A handwritten signature in black ink, appearing to read "Stephen Probst", written over a horizontal line.

A COMMISSIONER FOR TAKING AFFIDAVITS

CURRICULUM VITAE

114

Dr. Murray D. Krahn

A. DATE OF PREPARATION

January 2015

B. BIOGRAPHICAL INFORMATION

Business Address

Toronto Health Economics & Technology Assessment (THETA) Collaborative
144 College Street, Room 658
Toronto, ON M5S 3M2
Tel: 416-978-6608 Fax: 416-946-3719
E-mail: murray.krahn@theta.utoronto.ca

Degrees/ Education

1992-1993	Research Fellowship Clinical Decision Making, New England Medical Center, Tufts University
1990-1993	Fellowship, General Internal Medicine, University of Toronto
1991	M.Sc. Clinical Epidemiology, McMaster University
1986-1990	Post-graduate training, Internal Medicine, University of Toronto
1982	M.D. University of Manitoba
1978	B.A. Philosophy, University of Winnipeg

Employment

2007 – Present	Director, Toronto Health Economics and Technology Assessment Collaborative (THETA), University of Toronto; Professor, Department of Medicine, Division of General Internal Medicine and Clinical Epidemiology, University of Toronto; Professor, Faculty of Pharmacy, University of Toronto
2001 - 2007	Associate Professor, Department of Medicine, Division of General Internal Medicine and Clinical Epidemiology, University of Toronto
2006 – Present	Adjunct Scientist, Institute for Clinical Evaluative Sciences (ICES) Senior Scientist, Toronto General Research Institute
2005 – Present	F. Norman Hughes Chair in Pharmacoeconomics, Faculty of Pharmacy, University of Toronto
2000 – 2005	Associate Director, Clinical Epidemiology Program, Health Policy, Management and Evaluation, University of Toronto
1995	Scientist, Toronto General Research Institute General Internal Medicine, University Health Network

Honours and Awards

2014	The Dr. Jill M. Sanders Award of Excellence in Health Technology Assessment, CADTH
2009	Senior Researcher Award, Association of Faculties of Pharmacy of Canada
2007	David Sackett Senior Investigator Award, Canadian Society for Internal Medicines
2005	Inaugural holder of the F. Norman Hughes Chair in Pharmacoeconomics, Faculty of Pharmacy

2005	Eugenie Stuart Award for Excellence in Course/Program Development & Coordination, Department of Health Policy, Management, and Evaluation, University of Toronto
2001 – 2007	Investigator Award, Canadian Institutes for Health Research
2004	Wightman Berris Academy Teaching Individual Teaching Award in the Category of “Health Professional Programs”
1996-1998	Arthur Bond Fellowship for Innovative Health Systems Research, Physicians’ Services Incorporated Foundation
1992, 1995	Young Investigator of the Year, Society for Medical Decision Making
1990	Henry Christian Memorial Award, American Federation for Clinical Research, Outstanding abstract in Clinical Epidemiology
1990	Residents and Fellows Research awards, Clinical Epidemiology Category, Toronto General Hospital, University Health Network

Professional Affiliations and Activities

2015	Member, JDMI Research Steering Committee
2013	President, Society for Medical Decision Making; Co-Chair, Government Economic Advisory Board Advisory Board Organizing Committee; Chair, Decision Determinants Sub-Committee, Ontario Health Technology Advisory Committee (OHTAC) Co-Chair, Vaccine Pharmacoeconomics Workshop
2012	Public Engagement Sub-Committee, Health Quality Ontario Steering Committee, BRIDGES Governance Committee
2010	Co-chair, Society for Medical Decision Making annual meeting Member, Ontario Health Technology Advisory Committee Co-chair, Health Technology Assessment Group, Applied Research Center in Cancer Control
2000 - 2010	Mentor, Health Care, Technology, and Place, CIHR STIHR program, University of Toronto Member, Advisory Committee to the Bone and Joint Decade Task Force on Neck Pain and its Associated Disorders
2005	Member, Drug Quality and Therapeutics Committee, Cancer Care Ontario Subcommittee, Ontario Ministry of Health and Long-term Care Chair, Clinical Strategies, Society for Medical Decision Making Annual Meeting, San Francisco
2004-2006	Chair, Membership Committee, Society for Medical Decision Making
2004	Chair, Health Economics Abstract Sessions, Society for Medical Decision Making Annual Meeting, Atlanta Board Member, CIHR/NCIC Canadian Prostate Cancer Research Initiative Editorial Board, Medical Decision Making
2002-2005	Trustee, Board of Directors, Society for Medical Decision Making
2001-2005	Associate Director, Clinical Epidemiology and Health Care Research Programme, Department of Health Administration, University of Toronto
2001-2004	Clinician Scientist Committee, Canadian Institutes for Health Research
2002	Bone and Joint Decade 2000 Task Force on Neck Pain and Associated Disorders
2000	Data Safety and Monitoring Committee; CLIP (Cancer of the liver, Italian Program) trial of alternate screening intervals for hepatocellular carcinoma Clinical Research Programme in Prostate Cancer, University Health Network Faculty Advisory Board, University of Toronto Medical Journal
1998-2010	Chair, working group commissioned by the Federal, Provincial and Territorial Governments of Canada, the Hepatitis C plaintiffs (1986-1999) and the Canadian Association for the Study of the Liver (CASL) to produce a model of the natural history of hepatitis C.
1998 – 2001	Member, Decision Analysis Group, UCLA-Rand Evidence Based Practice Center
1996 - 2000	Member, Scientific Advisory Panel, Canadian Coordinating Office of Health Technology Assessment (CCOHTA)

1996-1998	Member, Executive, Socio-behavioral Cancer Research Network, National Cancer Institute of Canada
1996	Co-chair, Short Courses, Society for Medical Decision Making Annual Meeting
1995-1996	Member, Ontario Ministry of Health Hepatitis B Control Program Committee
1994-1997	Editorial Board, Medical Decision Making
1993-1995	Member, Ontario Ministry of Health Guidelines Panel for Prostate Specific Antigen Utilization

Reviewer:

Dutch HTA Agency (Zorginstituut Nederland)
 Canadian Institutes for Health Research
 Annals of Internal Medicine,
 Journal of the American Medical Association,
 Medical Decision Making,
 Pharmacoeconomics,
 ACP Journal Club,
 Evidence Based Medicine,
 Abstracts of Clinical Care Guidelines,
 Pediatrics,
 Alberta Heritage Foundation for Medical Research
 Michael Smith Foundation
 B.C. Lung Association,
 Canadian Medical Association Journal
 American Journal of Medicine
 Quality of Life Research
 Value in Health
 Canadian Journal of Public Health
 Canadian Journal of Respiratory
 Gastroenterology
 Journal of the American Medical Association

Consultant:

Ontario Ministry of Health, Drug Quality and Therapeutics Committee,
 New Drug Funding Program, Cancer Care Ontario

University Committees

January 2008	Member, Departmental Promotions Committee, Department of Medicine, University of Toronto
November 2007	Member, Planning Committee for the first GIM Faculty Day, Department of Medicine, University of Toronto
2005	HPME Ontario Research Chairs Search Committee Curriculum Committee, Accreditation Committee, Faculty of Pharmacy
2000-2005	Chair, PhD Admissions Committee, Clinical Epidemiology Program, University of Toronto PhD Committee, Communications Task Force, Curriculum Committees, Department of Health Policy, Management, and Evaluation
1999	Executive Committee, Clinical Epidemiology Program, University of Toronto
1997-2005	M.Sc. Admissions Committee, Clinical Epidemiology Program, University of Toronto
1995-1997	Urban Health Initiatives Committee, University of Toronto

Hospital Committees

C. ACADEMIC HISTORY

Research Interests

My central area of research interest has been the application of decision analysis and economic evaluation to broad questions of health and clinical policy. This methodologic focus has been expressed in a variety of content areas including prostate cancer and viral hepatitis. More recent interests include evaluating the role of disease specific utility assessment, using administrative data to build longitudinal cost models, and evaluating the role of health technology assessment in pharmaceutical reimbursement decisions.

Research Awards (Applied)

1. The Canadian F.I.G.H.T. (Fluorescence Image-Guided Help in Treating) Breast Cancer Surgical Trial
 Canadian Institutes of Health Research: Transitional Operating Grant
 Principal Investigator: Dacosta R
 Co-Investigators: Done S, Easson A, Helyer L, Holloway C, Krahn M, Leong W, McCready D, Meiers P, Mew D, Panzarella T, Rosen C, Simpson J
 2015 - 2020 \$1,580,000
 Major goals of the project: See title
 % of overlap with current application 0%
2. Improving Triage and Informing Capacity Needs for Patients with Severe Aortic Stenosis undergoing Transcatheter Aortic Valve Implantation (TAVI): A Pan-Canadian Evaluation
 Canadian Institutes of Health Research
 Principal Investigator: Wijeyesundera H
 Co-Investigators: Asgar A, Austin P, Bainey K, Berta W, Gagliardi A, Hoch J, Knudtson M, Ko D, Kuluski K, Lauck S, Miller F, Nadeem S, Pelletier M, Piazza N, Potter B, Rodes Cabau J, Tu J, Webb J, Wong W, Wood D
 Collaborators: Booker J, Cohen E, Daneault B, Denereux P, Kass M, Krahn M, Peterson m, Welsh R, Zimmermann R
 2015 - 2019 1,462,931
 Major goals of the project: See title
 % of overlap with current application 0%
3. The impact of periodontitis on the time to progression to insulin therapy among Canadian First Nations and Inuit with type 2 diabetes managed by oral anti-diabetic medications
 Canadian Diabetes Association 2014 operating grant competition
 Principal Investigator: Azarpazhooh A
 Co-Investigators: Banerji A, **Krahn M**, Lebovic G, Mamdani M, Shah P, Stewart S, Tenenbaum H
 2014 - 2016 \$152,329
 Major goals of the project: See title
 % of overlap with current application 0%

4. Evaluation of Telehomecare for Patients with Congestive Heart Failure or Chronic Obstructive Pulmonary Disease
TVN - Strategic Impact Grant
Principal Investigator: **Krahn M** and Rac V
Co-Investigators: Alter D, Schull M, Abrahamyan L, Pechlivanoglou P, Wong W, Shahid N, Sahakyan Y, Fan I
2015 - 2017 \$518,972
Major goals of the project: See title
% of overlap with current application 0%
5. Pan-Canadian Environmental Scan of End-of-Life Care Policies and Practices in breast cancer
Breast Cancer Foundation
Principal Investigator: **Krahn M**
Co-Investigator: Rac V, Wong W, Pechlivanoglou P, Miller F, Abrahamyan L
2015-2018 \$434,882
Major goals of the project: See title
% of overlap with current application 0%

Research Awards (Granted)

Peer Review

1. Vivia Hemodialysis System
MaRS EXCITE: Baxter Healthcare Corporation
Principal Investigator(s) **Krahn M**, Rac V
Co-Investigators: Abrahamyan L, Mitsakakis N
2014-2017 \$1, 813,000.12
Major goals of the project: See title
% of overlap with current application 0%
2. The impact of periodontitis on the time to progression to insulin therapy among Canadian First Nations and Inuit with type 2 diabetes managed by oral anti-diabetic medications.
Canadian Diabetes Association
Principal Investigator: Azarpazhooh A
Co-Investigators **Krahn M**, Banerji A, Lebovic G, Mamdani M, Prakeshkumar S, Stewart S, Tennenbaum H
2014-2016 \$152,329
Major goals of the project: See title
% of overlap with current application 0%
3. Service Models and Cost-effectiveness of Preoperative Care in Ontario
Health Quality Ontario (HQQO)

Principal Investigator: Rac V
 Co-PI: **Krahn M**
 Co-Investigators: Abrahamyan L, Pechlivanoglou P, Mitsakakis N, Carcone S
 2014 - 2017 \$471,799
 Major goals of the See title
 project:

% of overlap with current 0%
 application
 Grant No. 497336

4. Request for proposal for Evaluation Services - Value Demonstrating Initiative on COPD: Evaluation of Value Demonstrating Initiative on COPD
 The Lung Association

Principal Investigator: **Krahn M**
 Co-Investigators: Rac V, Abrahamyan L, Pechlivanoglou P, Mitsakakis N
 2014-2017 \$397,434
 Major goals of the See title
 project:

% of overlap with 0%
 current application
 Grant No. not yet set up

5. Toronto Health Economics and Technology Assessment Collaborative (THETA)
 Health Quality Ontario (HQP)

Principal Investigator: **Krahn M**
 Co-investigators: Rac V, Pham B, Miller F, Abrahamyan L, Pechlivanoglou P, Carcone S,
 Bielecki J, Lim M
 4/2014 – 3/2017 \$4,800,000
 Major goals of the See title
 project:

% of overlap with 0%
 current application
 Grant No. 496569

6. Pathways to Procurement: Processes, Rationales & Options for Investing in Health Technology Innovation
 Canadian Institute of Health Research (CIHR)

Principal Investigator: Miller F
 Co-Investigators: Lehoux P, **Krahn M**, Peacock S, Rac V, Pham B
 2014-2018 \$354,718

Major goals of the See Title
 project:
 % of overlap with 0%
 current application:
 Grant No. MOP 133514

7. Using Administrative Health Care Data to Inform Cancer Care Policy in Canada
 Canadian Institute of Health Research (CIHR)

Principal Investigator: **Krahn M**
 Nominated PI: de Oliveira C
 Co-Investigators: Matheson G, Coldman A, Cooper D, Joyce M, Rousseau J, Dragomir E, Earle C, Hoch J, Mittman N, Peacock S, Skedgel C, Turner D

2014-2017 \$398,814 (CIHR)
 \$75,000 (MOHLTC - partner)
 Major goals of the project: See Title
 % of overlap with current application: 0%

8. Ecologically Optimizing Exercise Maintenance in Men and Women Pos-Cardiac Rehabilitation: A Randomized Controlled Trial of Efficacy with Economics (ECO-PCR)
 Heart and Stroke Foundation of Canada
 Principal Investigator(s) Reid R and Grace S
 Co-Investigators: Blanchard C, Chessex C, Harris J, Kingsbury K, Manuel D, Mark A, Mullen K, Pipe A, **Krahn M**
 2014 - 2017 \$274,825
 Major goals of the project: See title
 % of overlap with current application: 0%
9. Development of a Utility Weighting Function for the Bladder Utility Symptom Scale (BUSS-U)
 Canadian Cancer Society Research Institute (CCSRI)
 Principal Investigator: **Krahn M**
 Co-Investigators: Kulkarni G, Alibhai S, Chin J, Chung P, Finelli A, Perlis N, Sridhar S, Tomlinson G, Boehme K, Bremner K
 2/2014 – 1/2017 \$299,900
 Major goals of the project: See title
 % of overlap with current application: 0%
 Grant No. 702607
10. Cross sectional and longitudinal measures of quality of life and utility among patients with chronic hepatitis C virus infection
 Canadian Institutes of Health Research (CIHR)
 Principal Investigator **Krahn M**
 Nominated PI: Wong W
 Co-Investigators: Krahn M, Bruneau J, Feld J, Feng Z, Lee SS, Mitsakakis N, Myers R, Pechlivanoglous P, Powis J, Rac V
 2014 - 2015 \$100,000
11. Estimating the Cost of Non-dialysis Health Care Among Dialysis Patients
 Ontario Renal Network/Cancer Care Ontario
 Principal Investigator: **Krahn M**
 Co-Investigators: Rac V, de Oliveira C, Mendelssohn D, McFarlane P, Bremner K
 11/2013 – 7/2015 \$189,952
 Major goals of the project: See title
 % of overlap with current application: 0%
 Grant No. 495837
12. Evaluation of Telehomecare for Patients with Congestive Heart Failure or Chronic Obstructive Pulmonary Disease

Ministry of Health and Long-Term Care / BRIDGES

Principal Investigator: **Krahn M**

Co-Principal Abrahamyan L, Pechlivanoglou P, Mitsakakis N

Investigators:

11/2013 – 12/2017 \$436,828

Major goals of the project: See title

% of overlap with 0%

current application

Grant No. 470530

13. Clinical and Cost-effectiveness of MedsCheck in Ontario Seniors: A Mixed Methods Study

Canadian Pharmacists Association

Principal Investigator: **Krahn M**

Co-Investigators: Rac V, Pechlivanoglou P, Grootendorst P, Mitsakakis N, Bowen J, Abrahamyan L, Priest S, Mahdi M

9/2013 – 03/2016 \$236,626.80

Major goals of the project: See title

% of overlap with 0%

current application

Grant No. 495679

14. The mapping of the MFSAF and MPNSAF to the EQ-5D in a representative population of patients living with Myelofibrosis

Sanofi-Aventis Canada Inc.

Principal Investigator: **Krahn M**

Co-Investigators: Mitsakakis N, Bremner K

12/2013 - 12/2014 \$80,000

Major goals of the project: See title

Project:

% of overlap with 0%

current application

Grant No. 144414

15. Canadian Institutes of Health Research (CIHR) - Transformation of Indigenous Primary Healthcare Delivery (FORGE AHEAD): Community-driven Innovations and Strategic Scale-up Toolkits

Principal Investigator: Harris S.

Co-Investigators: Baxter E, Houle L, Jacobs S, Kandukur K.; Littlechild RW, McComb IK, McDonald HL, Montour D, Morach JE, Nose MA, O'Keefe T, Redmond D, Spade D, Tischer C, Zeiller SD; Barre DE, Bhattacharyya O, Dannenbaum D, Dawson KG, Dyck RF, Episkenew JM, Green ME, Hanley AJ, Lavallee B, Macaulay AC; McComber AM; Parry MJ; Reichert SM; Salsberg JS; Thind A, Tobe SW, Toth EL, Walsh AM; Wortman J, Zwarenstein MF

Collaborators: **Krahn M**, de Oliveira C

2013 – 2018 \$500,000 / year (\$2,500, 000)

Major goals of the project: See title

% of overlap with 0%

16. Center for the Evaluation of Technological Innovation (CETI)

Canada Foundation for Innovation (CFI)

Principal Investigator: **Krahn M**

Co-Investigators: Miller F, Cadarette S, Wijeyesundera H, Hoch J, Grootendorst P, Ungar W, Lemieux-Charles L, Coyte P.

2013-2018 \$2,999,834

Major goals of the project: See title

% of overlap with 0%

current application

Grant No. NIF 2012 #31001

17. Home Sleep Study with ApneaDX for the diagnosis of obstructive sleep apnea: a pragmatic randomized controlled trial

MaRS Excellence in Clinical Innovation and Technology Evaluation (EXCITE)

Health Quality Ontario (HQO)

Principal Investigator: **Krahn M**

Co-Principal Investigator: Fitzpatrick M

Co-Investigators:

Rac V, Pham B, Pechlivanoglou P, Abrahamyan L.

4/2013 – 8/2014

\$414,991 (EXCITE)

2014 - 2015

\$339,318 (HQO)

Major goals of the project: See title

% of overlap with 0%

current application

Grant No. 495183

18. Toronto Health Economics and Technology Assessment Collaborative (THETA)

Health Quality Ontario (HQO)

Principal Investigator: **Krahn M**

Co-investigators:

Alibhai S, Bayoumi A, Bauch C, Chaim B, Beyene J, Bremner K, Carcone S, Detsky A, Fowler R, Englesakis M, John-Baptiste A, Einarson T, Hoch J, Chen M, Laporte A, Mittman N, MacKeigan L, Naglie G, Naimark D, Pham B, Sander B, Thein HH, Tomlinson G, Ungar W, Urbach D.

4/2013 – 3/2014

\$1,768,656

Major goals of the project: See title

% of overlap with 0%

current application

Grant No. 494551

19. Study of Tumour RNA Disruption Assay (RDA) as a predictive tool for response to Neoadjuvant Chemotherapy in Breast Cancer – A prospective Mixed-Methods Study

MaRS Excellence in Clinical Innovation and Technology Evaluation (EXCITE)

Principal Investigator: **Krahn M**

Co-Investigators:

Rac V, Pechlivanoglou P, Pham B, Abrahamyan L, Carcone S, Wong J, Mitsakakis N

6/2013 – 6/2015

\$1,160,423.60

Major goals of the project: See title

% of overlap with 0%

current application

Grant No. 495462

20. An RCT and economic analysis of three exercise delivery methods in men with prostate cancer on ADT
Canadian Institutes of Health Research (CIHR)
Principal Investigator: Shabbir A
Co-Investigators: Culos-Reed, S, **Krahn M**, Lukka H, Matthew A, Ritvo P, Sabiston C, Santa Mina D, Segal R, Tomlinson, G, Warde P
10/2013 – 9/2018 \$781,091
Major goals of the project: See title
% of overlap with current application 0%
21. A Phase II RCT and economic analysis of three exercise delivery methods in men with prostate cancer on ADT
Prostate Cancer Canada
Principal Investigator: Shabbir A
Co-Investigators: Culos-Reed, S, **Krahn M**, Matthew A, Ritvo P, Sabiston C, Santa Mina D, Segal R, Tomlinson, G, Warde P
7/2013 – 6/2015 \$195,796
Major goals of the project: See title
% of overlap with current application 0%
22. Phase-Specific and Lifetime Medical Costs of Care for Childhood Cancer in British Columbia and Ontario
Canadian Institutes of Health Research (CIHR)
Principal Investigator: McBride M
Co-PI: **Krahn M**
Co-Investigators: de Oliveira C, Greenberg M, Nathan P, Peacock S, Rogers P
2012 – 2015 \$377,886
Major goals of the project: See title
% of overlap with current application 0%
Grant No. 20200
23. Developing and validating the Bladder Utility Symptom Scale (BUSS) - A disease specific utility Instrument For bladder cancer health related quality of life
Canadian Institutes of Health Research
Principal Investigator: **Krahn M**, Kulkarni G
Co-Investigators: Finelli A, Alibhai S, Perlis N, Ritvo P
10/2012-9/2015 \$278,960
Major goals of the project: See title
% of overlap with current application 0%
24. Stroke units in Ontario: characteristics and costs associated with effectiveness
Ontario Stroke Network

Principal Investigator: **Krahn M**
 Co-Investigators: Kapral M, Ieraci L, Rac V,
 9/2012-3/2014 : \$100,000
 Major goals of the See title
 project:
 % of overlap with 0%
 current application
 Grant No. OSN 1207-000150

25. Toronto Health Economics and Technology Assessment Collaborative (THETA)
 Health Quality Ontario (HQP)
 Principal Investigator: **Krahn M**
 Co-investigators: Alibhai S, Bayoumi A, Bauch C, Chaim B, Beyene J, Bremner K, Carcone S, Detsky A, Fowler R, Englesakis M, John-Baptiste A, Einarson T, Hoch J, Chen M, Laporte A, Mittman N, MacKeigan L, Naglie G, Naimark D, Pham B, Sander B, Thein HH, Tomlinson G, Ungar W, Urbach D.
 2012 - 2013 \$1,768,656
 Major goals of the See title
 project:
 % of overlap with 0%
 current application
 Grant No. 492530
26. A Population-based outcome and economic evaluation of interventions for gastric cancer
 Canadian Institutes of Health Research (CIHR)
 Principal Investigator: Coburn N
 Co-Investigators: Johnson A, **Krahn M**, Paszat L, Earle C, Law C, Karanickolas P, Kiss A, Wright F, Dobrow M, Irish J, McLeod R, Mahar A, Brar S, Dixon M
 2012 – 2014 \$245,200
 Major goals of the See title
 project:
 % of overlap with 0%
 current application
27. Investigating the process of how expert-consult teams deliver home-based palliative care in two provinces
 Canadian Institute of Health Research (CIHR)
 Principal Investigator: Seow H
 Co-Investigators: Austin P, Barbera L, Brazil K, Fainsinger R, Fassbender K, **Krahn M**, Marshall D, Pereira J, Sussman J
 10/2011 – 09/2014 \$387,917
 Major goals of the See title
 project:
 % of overlap with 0%
 current application
28. A pharmacoeconomic policy model for hepatitis C: development and applications
 Canadian Institute of Health Research (CIHR)
 Principal Investigator: Thein HH
 Co-Investigators: Dore G, Earle C, Feld J, Fisman D, **Krahn M**, Wong WW

10/2011 – 09/2013 \$133,475
 Major goals of the See title
 project:
 % of overlap with 0%

29. Impact of Patterns of Current Care on the Burden of Chronic Hepatitis C In British Columbia, Canada
 Canadian Liver Foundation
 Principal Investigator: **Krahn M**
 Co-Investigators: Chen WD
 2011 – 2012 \$355,300
 Major goals of the See title
 project:
 % of overlap with 0%
 current application
 Grant No. CLF-Krahn Liver Research Trust Fund
30. Specialized Multidisciplinary Community-Based Care for Chronic Wounds Study
 Ministry of Health and Long-Term Care (MoHLTC)
 Principal Investigator: **Krahn M**
 2011 – 2013 \$300,100
 Major goals of the See title
 project:
 % of overlap with 0%
 Grant No. 06403D
31. Heart Failure (Multi-Disciplinary Community Care) Clinics Field Evaluation Research Project
 Ministry of Health and Long-Term Care (MoHLTC)
 Principal Investigator: **Krahn M**
 2010 – 2012 \$240,449
 Major goals of the See title
 project:
 % of overlap with 0%
 Grant No. 06403B
32. Pressure Ulcers Multi-disciplinary Team via Telemedicine (PUMTT)
 Ministry of Health and Long-Term Care (MoHLTC)
 Principal Investigator: **Krahn M, Stern A**
 Co-investigators: Baker R, Levine L, Jeffs L, Harris C, Alibhai S, Woodbury G,
 Zwarenstein M, Teague L
 2010 – 2012 \$299,109
 Major goals of the See title
 project:
 % of overlap with 0%
 current application
 Grant No. 06403C
33. Pressure Ulcers Multi-disciplinary Team via Telemedicine (PUMTT)
 Canadian Patient Safety Institute
 Principal Investigator: **Krahn M, Stern A**
 Co-Investigators: Baker R, Levine L, Jeffs L, Harris C, Alibhai S, Woodbury G,
 Zwarenstein M, Teague L
 2010 – 2012 \$247,683

Major goals of the See title
project:
% of overlap with 0%
current application
Grant No. RFA09-1200-ON

34. Pressure Ulcers Multi-disciplinary Team via Telemedicine (PUMTT)
Community Care Access Centre
Principal Investigator: **Krahn M**, Stern A
Co-Investigators: Baker R, Levine L, Jeffs L, Harris C, Alibhai S, Woodbury G,
Zwarenstein M, Teague L
2010 – 2012 \$45,000
Major goals of the See title
project:
% of overlap with 0%
current application
35. The Economic Burden of Patient Safety
Canadian Patient Safety Institute (CPSI)
Principal Investigator: Etchells E
Co-Investigators: Baker M, Shojania K, **Krahn M**, McDonald A, Taggar R,
Matlow A, Daneman N
2010 – 2012 \$448,550
Major goals of the See title
project:
% of overlap with 0%
current application
36. Modeling and economic evaluation of hepatitis C epidemic mitigation strategies in Australia
National Health and Medical Research Council (NHMRC) Project Grant
Principal Investigator: Wilson DP, Thein HH, **Krahn M**
Co-Investigators: Dore G, Maher L, Kaldor J
2010 – 2012 \$448,550
Major goals of the See title
project:
% of overlap with 0%
current application
37. Evaluation of a model for assessment and treatment of hepatitis C virus among injecting drug users in the
opiate pharmacotherapy setting
NHMRC Partnership Projects
Principal Investigator: Dore G, Haber P, Grebely J, Day C, Treloar C, Ryan L,
Thein HH
Co-Investigators: Jauncey M, **Krahn M**, Batey R, Loveday S, Bath N
2010 – 2014 \$1,495,188
Major goals of the See title
project:
% of overlap with 0%
current application

38. Assessing the Impact of Policy Interventions for Problematic Prescription Opioid Use and Related Harms at a Population Level
Canadian Institute of Health Research (CIHR)
Principal Investigator: Arratoon C, Fischer B, Kendall P, Lynch M, Rehm J
Co-I: Goldner E, **Krahn M**
2010 – 2011 \$200,000
Major goals of the project: See title
% of overlap with current application 0%

39. Assessing Interventions for Protecting Vulnerable Population during the 2009 H1N1 Pandemic
Canadian Institute of Health Research (CIHR)
Principal Investigator: Bauch C
Co-PI: **Krahn M**, Moghadas S
Co-I: Deeks S, Kwong J, McGeer A, Sander B, Wu J.
2009 – 2010 \$99,839
Major goals of the project: See title
% of overlap with current application 0%

40. Model-based economic evaluation of hepatitis C treatment strategies in individuals co-infected with HIV in Canada
Canadian Institutes of Health Research (CIHR)
Principal Investigator: Bauch C and **Krahn M**
Co-Investigators: Bayoumi A, Klein M, Thein HH, Wilson D
2009 – 2010 \$188,120
Major goals of the project:
% of overlap with current application

41. Health Care, Technology and Place: A Strategic Training Initiative
Canadian Institutes of Health Research (CIHR)
Principal Investigator: Coyte P
Co-Investigators: Andrews G, Baecker R, Bayoumi A, Boydell K, Cameron J, Carter M, Clifford T, Colantonio A, Culyer A, Dunn J, Fernie G, Gignac M, Hoch J, Holmes D, Jadad A, **Krahn M**, Laporte A, Letourneau N, Levin L, Maki B, Mihailidis A, Miller F, Mykhalovskiy E, O'Brien-Pallas L, Rosenberg M, Upshur R.
2009 – 2015 \$3,850,220
Major goals of the project:
% of overlap with current application
Grant No. TGF - 53911

42. Phase I of the Evidence on Tap: Expedited Knowledge Synthesis 2009
Canadian Institutes of Health Research (CIHR)
Principal Investigator: **Krahn M**
Co-Investigators: Cadarette S, Einarson T, Alibhai S, Pham B, Machado M,

van der Velde G, Tomlinson G

2009

No monetary involved

Major goals of the project:

% of overlap with current application

43. Androgen Deprivation Therapy (ADT) in Ontario: Pattern of Care, Lifetime Costs, Model-based and Real-world cost-effectiveness

Drug Innovation Fund of the Ontario Ministry of Health and Long-Term Care

Principal Investigator: **Krahn M**

Co-Investigators: Bell C, Gavura S, Grootendorst P, Hodgson D, Mamdani M, Peacock S, Sawka C, Sullivan T, Trudeau M, Woodward G

2009 – 2012

\$304,767

Major goals of the project:

% of overlap with current application

Grant No. 020200

44. Canadian Centre for Applied Research in Cancer Control (ARCC): Advancing Health Economics, Services, Policy and Ethics

BC Cancer Agency

Principal Investigator: Hoch J, Peacock S

Co-Investigators: Barbera L, Barer M, Berry S, Brouwers M, Browman G, Culyer T, Dobrow M, Doll R, Elwood M, Evans R, Fassbender K, Gallagher R, Gibson J, Hagen N, Harvey B, Henry D, Hodgson D, **Krahn M**, Lemieux-Charles L, McBride M, Mittman N, O'Reilly S, Ringash J, Sawka C, Sullivan T, Sutcliffe S, Upshur R

7/2009 – 6/2014

\$3,600,000

Major goals of the project: See title

% of overlap with 0%

45. Phase-specific and lifetime costs of cancer in Ontario and British Columbia

Canadian Cancer Society

Principal Investigator: **Krahn M**

Co-Investigators: Alibhai S, Barer M, Farahati F, Hoch J, Laporte A, Marchado M, Naglie, G, Paszat L, Peacock S, Tomlinson G

2009 – 2013

\$674,546

Major goals of the project: See title

% of overlap with 0%

current application

46. Non-Medical Use of Prescription Opioid analgesics in Canada: Epidemiology, Consequences and Interventions

Canadian Institute for Health Research (CIHR)

Principal Investigator: Fischer B

Co-Investigators: Barrett S, Bouchard M, Dell C, Fallu J, Goldman H, Goldner E, **Krahn M**, Mugford G, Paterson B, Somers J, Tyndall M

2008 - 2014 \$1,249,500
 Major goals of the See title
 project:
 % of overlap with 0%
 current application

47. Turning for Ulcer Reduction (TURN) Study
 Ministry of Health and Long-Term Care (MoHLTC)
 Principal Investigator: **Krahn M**
 Co-Investigators: Stern A, Bergstrom N, Horn S
 2008 - 2011 \$507,520
 Major goals of the See title
 project:
 % of overlap with 0%
 current application
 Grant No. 06403A
48. Cervical cancer screening in the era of HPV vaccination: using mathematical and economic models to guide screening policy
 Canadian Institute for Health Research (CIHR)
 Principal Investigator: Bauch C, Gilca V, **Krahn M**, Mai V, McLachlin C, Pham B
 Co-Investigators: Anonychuk A, Colgan T, Howlett R, John-Baptiste A, Sander B
 2008-2010 \$195,617
 Major goals of the See title
 project:
 % of overlap with 0%
 current application
49. Estimating treatment effects for uncommon disease using observational data in a Bayesian context. The warfarin in scleroderma-pulmonary hypertension model
 Canadian Institute for Health Research (CIHR)
 Principal Investigator: Feldman B
 Co-Investigators: Granton J, Hawker G, Johnson S, **Krahn M**, Tomlinson G
 2008 - 2011 \$104,651
 Major goals of the See title
 project:
 % of overlap with 0%
 current application:
50. Development and implementation of a Type 2 Diploma program for university graduate level students to increase Canadian capacity for assessing and monitoring the use of new and existing health technologies
 Canadian Institute for Health Research (CIHR)
 Principal Investigator: Goeree R, **Krahn M**, Lynd L
 Co-Investigators: Lemieux-Charles L, Marra C, O'Reilly D, Tarride J, Xie F
 2008 - 2009 \$5,000
51. Hip Fracture and Quality of Life Pilot Study
 Medical Research Foundation
 Principal Investigator: Wang P
 Co-Investigators: Squire D, Mathews M, Buehler S, **Krahn M**, Cheung A
 2008 - 2009 \$10,000

Major goals of the See title
project:
% of overlap with 0%
current application

52. Examining quality of life and health outcomes after hip fracture in urban-rural Newfoundland:
A pilot study
NL Medical Research Foundation Internal Competition
Principal Investigator: Wang P
Co-Investigators: Squire D, Mathews M, Buehler S, **Krahn M**, Cheung A
2008 – 2009 \$10,000
Major goals of the See title
project:
% of overlap with 0%
current application
53. The Cost-effectiveness of Pandemic influenza Mitigation Strategies using a Stochastic Agent Based
Transmission Model
CIHR Pandemic Preparedness Res-Influenza Diagnostics, Transmission Competition
Principal Investigator: **Krahn M**
Co-Investigators: Bauch C, Kwong J, McGeer A, Raboud J.
2007 – 2010 \$235,273
Major goals of the See title
project:
% of overlap with 0%
current application
54. Toronto Health Economics and Technology Assessment Collaborative
Ministry of Health and Long-Term Care
Principal Investigator: **Krahn M**
Co-Investigators: Alibhai S, Bayoumi A, Bauch C, Chaim B, Beyene J, Bremner K,
Carcone S, Detsky A, Fowler R, Englesakis M, John-Baptiste A,
Einarson T, Hoch J, Chen M, Laporte A, Mittman N, MacKeigan L,
Naglie G, Naimark D, Pham B, Sander B, Thein HH, Tomlinson G,
Ungar W, Urbach D.
2007 – 2012 \$7,069,092
Major goals of the See title
project:
% of overlap with 0%
current application
55. Economic Evaluation of Adjunctive Intravenous Anti-thrombotic and Anti-platelet Agents in
Percutaneous Coronary Intervention for Stable Angina
Canadian Institute for Health Research (CIHR)
Principal Investigator: Wijeyesundera H
Co-Investigators: **Krahn M**
2007 - 2012 \$220,000
Major goals of the See title
project:
% of overlap with 0%
current application

56. Evaluating the need for and potential design of a no-fault compensation program for immunization related injuries
 Canadian Institute for Health Research (CIHR)
 Principal Investigator: Keelan J, Wilson K
 Co-Investigators: Attaran A, Busse J, **Krahn M**, McGeer A, Upshur R
 2007 - 2010 \$145,274
 Major goals of the project: See title
 % of overlap with current application 0%

57. A 2-year follow-up study of the health effects of androgen deprivation therapy in men with non-metastatic Prostate cancer
 Canadian Cancer Society
 Principal Investigator: Alibhai S
 Co-Investigators: Naglie G, **Krahn M**, Fleshner N, Duff CS, Tannock I, Tomlinson G, Warde P
 2007 - 2010 \$338,946
 Major goals of the project: See title
 % of overlap with current application 0%

58. Androgen deprivation therapy in prostate cancer patients: patterns of care, lifetime costs, and cost Effectiveness of ADT treatment
 Canadian Cancer Society
 Principal Investigator: **Krahn M**
 Co-Investigators: Warde P, Tomlinson G, Naglie G, Alibhai S, Trachtenberg J, Laporte A, Ritvo P, Pham B
 2007 - 2010 \$326,774
 Major goals of the project: See title
 % of overlap with current application 0%

59. A 2-year follow-up study of the health effects of androgen deprivation therapy in men with non-metastatic Prostate cancer
 Canadian Institute of Health Research (CIHR)
 Principal Investigator: Alibhai S
 Co-Investigators: Naglie G, **Krahn M**, Fleshner N
 2007 - 2010 \$360,000
 Major goals of the project: See title
 % of overlap with current application 0%

60. Evaluation of Ontario's Universal Influenza Immunization Program
 Canadian Institute for Health Research (CIHR)
 Principal Investigator: Guttmann A, **Krahn M**, Kwon J, Marra F, Moran M, Pourbohloul B, Reynolds d, Sander B

Co-Investigators: Bowles S, Dell S, Garay J, Halperin S, Langley J, McNeil S, Méyers L, Northrup D, Parkin P, Patrick D, Roos L, Ross A, Smith M, Stukel T, Svenson L, To T, Upshur R
 2006-2010 \$843,609
 Major goals of the project: See title
 % of overlap with current application 0%

61. Should Ontario's Universal Influenza Immunization Program be adopted by all Canadian provinces? A Comprehensive approach to the evaluation of influenza management policies and estimation of potential Health effects and costs

University of Toronto Research Program/Health Canada

Principal Investigator: Raboud J

Co-Investigators: Sander B, McGeer A, Kwong J, Maetzel A, Manuel D, **Krahn M**, Naglie G

2006 – 2009 \$378,007

Major goals of the project: See title

% of overlap with current application 0%

62. Evaluation of Ontario's Universal Influenza Immunization Program

Canadian Institute of Health Research (CIHR)

Nominated PI: Manuel DG

Principal Investigator: **Krahn M**, Guttman A, Kwong J, Pourbohloul B, Langley JM, Moran MK, Sander B, Reynolds D, Marra F

Co-Investigators: Stukel T, Smith M, Halperin S, Roos L, Upshur R, Meyers L, Garay J, Patrick D, Svenson L, Dowlatabadi H, Ross A, MacNeil S

2006 – 2009 \$1,050,000

Major goals of the project: See title

% of overlap with current application 0%

63. Population-based estimates of health care cost in persons with hepatitis C

Ministry of Health and Long-Term Care (MoHLTC)

Principal Investigator: Paterson M

Co-Investigators: Laupacis A, **Krahn M**

2006 – 2006 \$192,140

Major goals of the project: See title

% of overlap with current application 0%

64. Markov Models for cost effectiveness analysis: A framework for assessing external consistency

Canadian Coordinating Office for Health Technology Assessment (CCOHTA)

Principal Investigator: **Krahn M**

Co-Investigators: Pham B, Tricco A, Hoch J, Tomlinson G

2006 – 2007 \$41,135.88

Major goals of the project: See title

project:
 % of overlap with 0%
 current application

65. Evaluation of a multi-disciplinary approach for the treatment of hepatitis C virus in injection drug users
 Canadian Institute of Health Research (CIHR)
 Principal Investigator: Conway B and Farley J
 Co-Investigators: Fraser C, **Krahn M**, Singer J
 2005 – 2008 \$462,111
 Major goals of the project See title
 project:
 % of overlap with 0%
 current application
 Grant No. 135409
66. Population-based estimates of cost and quality of life in community-dwelling HCV patients.
 Canadian Institutes of Health Research (CIHR)
 Principal Investigator: **Krahn M**
 Co-Investigators: Anis A, Heathcote J, Krajden M, Pourbohloul B, Shadmani R, Tomlinson G, Yoshida E
 2005 – 2008 \$455,262
 Major goals of the project See title
 project:
 % of overlap with 0%
 current application
67. Appropriate management of neck pain: Contribution of decision analysis to the development of the recommendations
 Canadian Institute for Health Research (CIHR)
 Principal Investigator: Van der Velde G
 Co-Investigators: Hogg-Johnson S, **Krahn M**
 2005 - 2008 \$110,000
 Major goals of the project See title
 % of overlap with 0%
 application
68. Longitudinal Canadian Alzheimer's Disease quality of life study
 Canadian Institute for Health Research (CIHR)
 Principal Investigator: Naglie G
 Co-Investigators: Bacher Y, Beattie B, Bergman H, Black S, Borrie M, Byszewski A, Freedman Hogan D, Irvine M, **Krahn M**, MacKnight C, Patterson C, Ritvo P, Strei Tomlinson G
 2005 - 2007 \$50,000
 Major goals of the project See title
 % of overlap with 0%
 application
69. Evaluating the cost effectiveness of a universal hepatitis A vaccination programme: a dynamic perspective
 Canadian Institute of Health Research (CIHR) Industry-Partnered Grant (2/3 from GSK, 1/3 from CIHR)
 Principal Investigator: Bauch C
 Co-Investigators **Krahn M**, Duval B, Gilca V

2005 – 2006 \$19,865
 Major goals of the See title
 project:
 % of overlap with 0%
 current application

70. Liquid-Based Techniques for Cervical Cancer Screening
 CCOHTA

Principal Investigator: **Krahn M**
 Co-Investigators: Rosen B, McLachlin M, Sanders B, Grootendorst P, Tomlinson G,
 Pham B
 2005 – 2006 \$61,594.55
 Major goals of the See title
 project:
 % of overlap with 0%
 current application

71. Utility values for health-state outcomes to non-surgical treatments for neck pain
 Ministry of Health and Long-Term Care/Ontario Chiropractors Association Research Fund

Principal Investigator: van der Velde G
 Co-Investigators: Hogg-Johnson S, **Krahn M**, Hurwitz E, Cassidy JD, Llewellyn-Thomas
 H, Cote P
 2005 – 2006 \$68,500
 Major goals of the See title
 project:
 % of overlap with 0%
 current application

72. Health-related quality of life in advanced lung disease and lung transplantation
 Physicians Services Incorporated

Principal Investigator: Singer L
 Co-Investigators: **Krahn M**, Tullis D, Granton J, Waddell T
 2005 – 2008 \$290,001
 Major goals of the See title
 project:
 % of overlap with 0%
 current application

73. Investigating socio-behavioural risk, prevention and treatment factors for HCV in special populations
 Canadian Institute for Health Research

Principal Investigator: Fischer B
 Co-Investigators Butt G, Kerr T, **Krahn M**, Krajden M, Myers T, Paterson B, Rehm J,
 Wild C
 2004-2008 \$600,000
 Major goals of the project See title
 % of overlap with 0%
 application

74. Age-stratified rates of 30 day morbidity and mortality after radical prostatectomy for localized prostate
 cancer

Canadian Institute of Health Research (CIHR)

Principal Investigator: Alibhai S

Co-Investigators: **Krahn M**, Naglie G, Tomlinson G

2004 – 2005 \$75,000

Major goals of the project: See title

% of overlap with current application 0%

75. Research Training Program Grant in Hepatitis C

Canadian Institute of Health Research (CIHR)

Principal Investigator: Bilodeau M

Co-Investigators: Babiuk L, Balfour L, Bruneau J, Conway B, Edwards A, Fischer B, Gotte M, Heathcote J, Klein M, Kneteman N, **Krahn M**, Krajden M, Levy G, McGilrany I, Michalak T, Mugford G, Ostrowski M, Paterson B, Pause A, Pezacki J, Richardson C, Roberts E, Shoukry N, Sonenberg N, Tellier R, Tyndall M, Tyrrell D, Walmsley S

2003 - present \$3,607,500

Major goals of the project: See title

% of overlap with current application 0%

76. Estimating costs associated with hepatitis C (HCV) infection for input into a comprehensive decision analytic policy model to inform clinical decision and policy development

CIHR Doctoral Training Fellowship

Recipient: John-Baptiste A

Supervisor: **Krahn M**

2003 – 2007 \$120,000

Major goals of the project: See title

% of overlap with current application 0%

77. Developing a Canadian policy model for hepatitis C: Estimating cost and quality of life

Canadian Institute for Health Research (CIHR)

Principal Investigator: **Krahn M**, Krajden M

Co-Investigators: Anis A, Heathcote E, Maetzel A, Naglie G, ritvo P, Sherman M, Tomlinson G

2003 - 2004 \$50,340

78. Optimized molecular diagnosis for malignant hyperthermia and central core disease

Canadian Institute for Health Research (CIHR)

Principal Investigator: MacLennan D

Co-Investigators: Gallie B, Kraeva N, **Krahn M**, Loke J, Phillips M, Reid G

2003 - 2004 \$100,000

79. Canadian Alzheimer's Disease Quality of Life Study

Canadian Institute for Health Research (CIHR)

Principal Investigator: Naglie G

Co-Investigators: Tomlinson G, Hogan D, Freedman M, **Krahn M**, Irvine J, Patterson C, Borrie M, Streiner D, Black S, MacKnight C, Bergman H, Beattie L, Bacher Y, Byszewski A, Ritvo P
 2002 – 2008 \$779,374
 Major goals of the project: See title
 % of overlap with current application 0%

80. Decision analytic and cost-effectiveness analyses of non-surgical conservative neck pain treatments (non-steroidal anti-inflammatory drugs and cervical spinal manipulation)

Canadian Institute for Health Research (CIHR)
 Principal Investigator: Van der Velde G
 Co-Investigators: Hogg-Johnson S, **Krahn M**
 2002 - 2006 \$157,416
 Major goals of the project See title
 % of overlap with application 0%

81. A prospective, longitudinal study to examine health effects of androgen deprivation therapy on older men with prostate cancer

Canadian Institutes for Health Research (CIHR)
 Principal Investigator: Alibhai S
 Co-Investigators: **Krahn M**, Naglie G, Tannock I, Duff-Canning S, Tomlinson G,
 2002 – 2004 \$72,127
 Major goals of the project See title
 % of overlap with current application 0%

82. A national hepatitis C research training program grant

Canadian Institute of Health Research (CIHR)
 Principal Investigator: Babiuk L, Edwards A, Fischer B, Heathcote E, Kneteman N, **Krahn M**, MacDonald K, Paterson B, Richardson C, Rottapel R, Sonenberg N, Tyrrell D
 2002-2003 \$5,000
 Major goals of the project: See title
 % of overlap with current: 0%

83. Practices, Parameters, and Priorities: Operationalizing the Behaviour of the Great Attending Physician

PSI Foundation
 Principal Investigator: Tzanetos K
 Co-Investigators: **Krahn M**, Regehr G
 2002 – 2003 \$8,400
 Major goals of the project: See title
 % of overlap with 0%

84. Large Centre Training Grant, The Canadian Prostate Cancer Research Initiative
 The Prostate Cancer Group, Princess Margaret Hospital

Principal Investigator: Tannock I
 Co-Investigators: Sherar M, Warde P, Trachtenberg J, Stewart K, **Krahn M**, Crook J, Moore M
 2001 – 2006 \$397,750
 Major goals of the project: See title
 % of overlap with current application 0%

85. Using Policy Models to Improve Resources Allocation in Health
 Canadian Institutes for Health Research (CIHR)

Principal Investigator: **Krahn M**
 2001 - 2007 \$201,054
 Major goals of the project: See title
 % of overlap with current application 0%

86. Canadian Institute of Health Research (CIHR)

Principal Investigator: **Krahn M**
 Co-Investigators: Holowaty E, Naglie G, Irvine J, Ritvo P, Mamdani M, Alibhai S, Trachtenberg J, Laporte A
 2001 – 2007 \$525,661
 Major goals of the project: See title
 % of overlap with current application 0%

87. Utility values for health state outcomes to two conservative treatments for neck pain obtained from a sample of neck pain patients and the general public: a pilot study

Ministry of Health and Long-Term Care/Ontario Chiropractic Association Research Fund

Principal Investigator: van der velde G
 Co-Investigators: Hogg-Johnson S, **Krahn M**, Maetzel A, Naglie G
 2001 – 2003 \$47,500
 Major goals of the project: See title
 % of overlap with current application 0%

88. Gender differences in in-hospital resource utilization outcomes

Canadian Institute for Health Research (CIHR)

Principal Investigator: Cheung A
 Co-Investigators: Abrams H, Alibhai S, Bacchus C, Choudhry N, Gold W, Kapral M, **Krahn M**, Lee Y, Naglie G, Tomlinson G
 2001-2002 \$10,000
 Major goals of the project: See Title
 % of overlap with current: 0%

89. Preference functions for a health state classification system for prostate cancer

National Cancer Institute of Canada

Principal Investigator: **Krahn M**

Co-Investigators: Ritvo P, Naglie G, Irvine J, Trachtenberg J, Tomlinson G, Bezjak A,
Warde P, Torrance G

2000 – 2003 \$163,124

Major goals of the project: See title

% of overlap with 0%

90. Preference functions for a health state classification system for prostate cancer

Medical Research Council of Canada/CIHR

Principal Investigator: **Krahn M**

Co-Investigators: Ritvo P, Naglie G, Irvine J, Trachtenberg J, Tomlinson G, Bezjak A, Warde P,
Torrance G

1999 - 2001 \$58,197

Major goals of the project: See title

% of overlap with 0%

91. Examination of the cost-effectiveness of Cyclo-oxygenase-2 (COX2) inhibitors

Canadian Coordinating Office for Health Technology Assessment (CCOHTA)

Principal Investigator: Maetzel A

Co-Investigators: **Krahn M**, Bombardier C

1999 – 2000 \$25,000

Major goals of the project: See title

% of overlap with 0%

92. Canadian Network for vaccines and immunotherapeutics of cancer and chronic viral disease (CANVAC)

National Centre of Excellence

Principal Investigator: Ritvo P

Co-Investigators: **Krahn M**, Irvine J, Fong G, Llewellyn-Thomas H, O'Connor A

Industry \$89.65M

NCE \$33.6M

Social Sciences \$755,291

Research Theme

Major goals of the project: See title

% of overlap with 0%

93. Do age, comorbidity and area of residence influence the treatment of prostate cancer?

The Physicians' Services Incorporated Foundation

Principal Investigator: Alibhai S

Co-Investigators: **Krahn M**, Cohen M, Fleshner N, Naglie G

1999 – 2000 \$13,000

Major goals of the project: See title

% of overlap with 0%

94. Comparison of population-weighted generic utility instruments to direct utility assessment in prostate Cancer patients

Medical Research Council of Canada

Principal Investigator: **Krahn M**

Co-Investigators: Naglie G, Irvine J, Trachtenberg J

1997 \$51,442

1998 – 2000 \$61,572

Major goals of the project: See title

% of overlap with 0%

95. Arthur Bond Fellowship for Innovation Health Systems Research
Physicians' Services Incorporated Foundation (Career Award)

Recipient: **Krahn M**

1996 – 1997 \$50,000

1997 – 1998 \$50,000

Major goals of the project: See title

% of overlap with 0%

96. An economic evaluation of Synsorb-PK for the prevention of HUS in children

Medical Research Council of Canada (MRC)

Principal Investigator: Klassen T

Co-Investigators: **Krahn M**, Capelli M, Orrbine E

1996 – 1997 \$51,400

1997 – 1998 \$26,700

Major goals of the project: See title

% of overlap with 0%

97. Development and validation of a utility instrument for prostate cancer

National Cancer Institute

Principal Investigator: **Krahn M**

Co-Investigators: Ritvo P, Naglie G, Irvine J, Trachtenberg J

1994 – 1997 \$48,100

Major goals of the project: See title

% of overlap with 0%

Non-Peer Reviewed

1. Update of National Hepatitis C Prognostic Compensation Model

Hepatitis C Plaintiffs, Federal Provincial, and Territorial Governments of Canada

Principal Investigator: **Krahn M**

Co-Investigators: Locke K, Heathcote J, Scully L

2008 - 2009 \$192,000

2. Roche Modeling Fellowship

Hoffman-LaRoche Canada

Recipient: **Krahn M**
 2008 - \$50,000/year

3. Update of National Hepatitis C Prognostic Compensation Model
 Hepatitis C Plaintiffs, Federal Provincial, and Territorial Governments of Canada
 Principal Investigator: **Krahn M**
 Co-Investigators: Locke K, Heathcote J, Scully L
 2004 – 2005 \$196,645
4. Decision analysis of non-surgical treatment for neck pain
 Canadian Chiropractic Protective Agency
 Principal Investigator: van der Velde G
 Co-Investigators: **Krahn M**, Hogg-Johnson S, Cassidy JD, Llewellyn-Thomas H, Cote P
 2003 – 2006 \$88,000
5. Cost-effectiveness of a decompression chamber for use in the international space station
 Canadian Space Agency
 Principal Investigator: **Krahn M**
 Co-Investigators: Gray G, Straus S, Naglie G, Sackett D
 2002 – 2003 \$96,145
6. Update of National Hepatitis C Prognostic Compensation Model
 Hepatitis C Plaintiffs, Federal Provincial, and Territorial Governments of Canada
 Principal Investigator: **Krahn M**
 Co-Investigators: Locke K, Heathcote J, Scully L
 2000 – 2002 \$196,645
7. Cost-effectiveness of universal hepatitis A vaccination
 Health Canada
 Principal Investigator: **Krahn M**
 03/2000 – 06/2001 \$25,000
8. Comparison of generic and disease specific preference instruments
 Zeneca Pharma
 Principal Investigator: **Krahn M**
 Co-Investigators: Ritvo P, Naglie G, Irvine J, Trachtenberg J
 06/2001 – 07/2002 \$20,000
 06/2000 – 07/2001 \$20,000
 06/1999 – 06/2000 \$20,000

9. Developing a natural history model of HCV infection
Canadian Association for the study of the liver
Principal Investigator: **Krahn M**
Co-Investigators: Seeff L, Wong J, Heathcote J
01/1999 – 12/1999 \$75,000

10. Health and economic effects of PSA screening in Canada
National Cancer Institute of Canada
Principal Investigator: **Krahn M**
1999 \$10,000

11. Economic evaluation of chemotherapy with Mitoxantrone Plus Prednisone for symptomatic hormone
Resistant prostate cancer
Immunex Inc.
Principal Investigator: Tannock I
Co-Investigators: **Krahn M**, Bloomfiel D
06/1996 – 06/1997 \$108,464

12. Direct and indirect costs of asthma in Canada
Glaxo Canada
Principal Investigator: **Krahn M**
Co-Investigators: Detsky A
1992 – 1993 \$20,000

13. Cost-effectiveness of universal vaccination of grade six students in British Columbia with Hepatitis B
Vaccine
SmithKline Beecham Canada
Principal Investigator: **Krahn M**
1991 – 1992 \$22,500

Patents Awarded

None

PUBLICATIONS:

Published

1. Fergenbaum J, Bermingham S, **Krahn M**, Alter D, Demers C. Care in the home for the Management of chronic heart failure. Systematic review and cost-effectiveness analysis. *Journal of Cardiovascular Nursing*. 2015 [Epub ahead of print].
2. Wong WW, Tu HA, Feld JJ, Wong T, **Krahn M**. Cost-effectiveness of screening for hepatitis C in Canada. *CMAJ*. 2015 Jan 12. pii:cmaj.140711. [Epub ahead of print]. PMID: 25583667
3. Fowler R, Mittmann N, Geerts W, Heels-Ansdell D, Gould M, Guyatt G, **Krahn M**, Finfer S, Pinto R, Chan B, Ormanidhi O, Arabi Y, Qushmaq I, Rocha M, Dodek P, McIntyre L, Hall R, Ferguson N, Mehta S, Marshall J, Doig C, Muscedere J, Jacka M, Klinder J, Vlahakis N, Orford N, Seppelt I, Skrobik Y, Sud S, Cade J, Cooper J, Cook D. Economic evaluation of the prophylaxis for thromboembolism in critical care trial (E-PROTECT): study protocol for a randomized controlled trial. *Trials*. 2014 Dec 20;15(1):502.[Epub ahead of print]. PMID: 25528663
4. Abrahamyan L, Wong J, Pham B, Trubiani G, Carcone S, Mitsakakis N, Rosen L, Rac V, **Krahn M**. Structure and characteristics of community-based multidisciplinary wound care teams in Ontario: An environmental scan. *Wound Repair Regen*. 2014 Nov 25. doi:10.1111/wrr.12241.[Epub ahead of print]. PMID: 25421743
5. Fowler R, Mittmann N, Geerts W, Heels-Ansdell D, Gould M, Guyatt G, **Krahn M**, Finfer S, Pinto R, Chan B, Ormanidhi O, Arabi Y, Qushmaq I, Rocha M, Dodek P, McIntyre L, Hall R, Ferguson N, Mehta S, Marshall J, Doig C, Muscedere J, Jacka M, Klinger J, Vlahakis N, Orford N, Seppelt I, Skrobik Y, Sud S, Cade J, Cooper J, Cook D, Canadian Critical Care Trials Group; Australia and New Zealand Intensive Care Society Clinical Trials Group. Cost-effectiveness of dalteparin vs unfractionated heparin for the prevention of venous thromboembolism in critically ill patients. *JAMA*. 2014 Nov 26;312(20):2135-45.doi:10.1001/jama.2014.15101. PMID: 25362228
6. **Krahn M**. Prostate cancers screening: going beyond the clinical evidence. *CMAJ*. 2014 Nov 4;186(16):1201-2. doi: 10.1503/cmaj.141252. Epub 2014 Oct 27. PMID: 25349002
7. Micieli A, Bennell MC, Pham B, **Krahn M**, Singh SM, Wijeyesundera HC. Identifying future research priorities using value of information analyses: left atrial appendage occlusion devices in atrial fibrillation. *J Am Heart Assoc*. 2014 Sep 16;3(5):e001031.doi:10.1161/JAHA.114.001031. PMID: 25227405
8. Tu HA, Deeks SL, Morris SK, Strifler L, Crowcroft N, Jamieson FB, Kwong JC, Coyte PC, **Krahn M**, Sander B. Economic evaluation of meningococcal serogroup B childhood vaccination in Ontario, Canada. *Vaccine*. 2014 Aug 12. pii:S0264-410X(14)01078-0. doi:10.1016/j.vaccine.2014.07.085.[Epub ahead of print] PubMed PMID: 25131732.
9. Khor S, Beca J, **Krahn M**, Hodgson D, Lee L, Crump M, Bremner KE, Luo J, Mamdani M, Bell CM, Sawka C, Gavura S, Sullivan T, Trudeau M, Peacock S, Hoch JS. Real world costs and cost-effectiveness of Rituximab for diffuse large B-cell lymphoma patients: a population-based analysis. *BMC Cancer*. 2014 Aug 12;14:586. doi:10.1186/1471-2407-14-586. PubMed PMID: 25117912; PubMed Central PMCID: PMC4148552.
10. de Oliveira C, Bremner KE, Pataky R, Gunraj N, Haq M, Chan K, Cheung WY, Hoch JS, Peacock S, **Krahn M**. Trends in use and cost of initial cancer treatment in Ontario: a population-based descriptive study. *CMAJ Open*. 2013 Dec 9;1(4):E151-8. doi:10.9778/cmajo.20130041. eCollection 2013 Oct. PubMed PMID: 25077117; PubMed Central PMCID: PMC3986020.
11. Pham B, Tu HA, Han D, Pechlivanoglou P, Miller F, Rac V, Chin W, Tricco A, Paulden M, Bielecki J, **Krahn M**. Early economic evaluation of emerging health technologies: protocol of a systematic review. *Systematic Reviews* 2014;3:81-8. doi: 10.1186.2046-4053-3-81. PubMed PMID: 25055987; PubMed Central PMCID: PMC4114797.
12. Langley JM, **Krahn M**, Husereau D, Spika J, Fisman DN, Chit A, Van Exan R. Incorporating economic evaluation into immunization decision making in Canada: a workshop. *Expert Rev Vaccines*. 2014 Jul23;1-6. [Epub ahead of print] PubMed PMID: 25052459.
13. Tadrous M, Wong L, Mamdani MM, Juurlink DN, **Krahn M**, Lévesque LE, Cadarette SM Comparative

- gastrointestinal safety of bisphosphonates in primary osteoporosis: a network meta-analysis-reply to Pazianas and Abrahamsen. *Osteoporos Int*. 2014 Jul 18. [Epub ahead of print] PubMed PMID: 25035138
14. **Krahn MD**, Bremner KE, Luo J, Alibhai SM. Health care costs for prostate cancer patients receiving androgen deprivation therapy: Treatment and adverse events. *Curr Oncol*. 2014 Jun;21(3):e457-65. doi: 10.3747/co.21.1865. PubMed PMID: 24940106; PubMed Central PMCID: PMC4059810.
 15. Azarpazhooh A, Dao T, Ungar W, Chaudry F, Figueiredo R, **Krahn M**, Friedman S. Clinical decision making for a tooth with apical periodontitis: the patients' preferred level of participation. *J Endod*. 2014 Jun;40(6):784-9. doi: 10.1016/j.joen.2014.01.045. Epub 2014 Mar 29. PubMed PMID: 24862704.
 16. Avila M, Pardo Y, Castells M, Ferrer F, Boladeras A, Pera J, Prada P, Guiz B, de Paula B, Hernandez H, Pont A, Alonso J, Garin O, Bremner K, **Krahn M**, Ferrer M; The Multicentric Spanish Group of Clinically Localized Prostate Cancer. Adaptation and validation of the Spanish version of the Patient-Oriented Prostate Utility Scale (PORPUS). *Qual Life Res*. 2014 May 1 [Epub ahead of print] PubMed PMID: 24789667.
 17. Perlis N, **Krahn M**, Alibhai S, Finelli A, Ritvo P, Bremner KE, Kulkarni G. Conceptualizing global health-related quality of life in bladder cancer. *Qual Life Res*. 2014 Oct;23(8):2153-67. doi: 10.1007/s11136-014-0685-9. Epub 2014 Apr 13. PubMed PMID: 24729055.
 18. **Krahn M**, Bremner KE, Zagorski B, Alibhai SM, Chen W, Tomlinson G, Mitsakakis N, Naglie G. Health Care Costs for State Transition Models in Prostate Cancer. *Med Decis Making*. 2014 Apr; 34(3): 366-78
 19. Molinari M, De Coutere S, **Krahn M**, Helton S, Urbach DR. Patients' preferences and trade-offs for the treatment of early stage hepatocellular carcinoma. *J Surg Res*. 2014 Jun 1;189(1):57-67. doi: 10.1016/j.jss.2014.02.015. Epub 2014 Feb 15. PubMed PMID: 24650457.
 20. Matthew AG, Alibhai SMH, Davidson T, Currie KL, Jiang H, **Krahn M**, Fleshner NE, Kalnin R, Louis AS, Davison BJ, Trachtenberg J. Health-related quality of life after radical prostatectomy: Long-term outcomes. *Qual Life Res*. 2014 Oct;23(8):2309-17. doi: 10.1007/s11136-014-0664-1. Epub 2014 Mar 9. PubMed PMID: 24609438.
 21. Wong WW, **Krahn M**. Screening for HCV. *CMAJ*. 2014 Mar 4;186(4):294. doi: 10.1503/cmaj.114-0016. PubMed PMID:24591492; PubMed Central PMCID: PMC3940579.
 22. Djalalov S, Beca J, Hoch JS, **Krahn M**, Tsao MS, Cutz JC, Leighl NB. Cost Effectiveness of EML4-ALK Fusion Testing and First-Line Crizotinib Treatment for Patients With Advanced ALK-Positive Non-Small-Cell Lung Cancer. *J Clin Oncol*. 2014 Apr 1;32(10):1012-9. doi: 10.1200/JCO.2013.53.1186. Epub 2014 Feb 24. PubMed PMID: 24567430.
 23. Burton K, Perlis N, Aviv R, Moody A, Kapral M, **Krahn M**, Laupacis A. Systematic Review, Critical Appraisal, and Analysis of the Quality of Economic Evaluations in Stroke Imaging. *Stroke*. 2014 Mar;45(3):807-14. doi: 10.1161/STROKEAHA.113.004027. Epub 2014 Feb 11. Review. PubMed PMID: 24519409.
 24. Stern A, Mitsakakis N, Paulden M, Alibhai S, Wong J, Tomlinson G, Brooker AS, **Krahn M**, Zwarenstein M. Pressure ulcer multidisciplinary teams via telemedicine: a pragmatic cluster randomized stepped wedge trial in long term care. *BMC Health Serv Res*. 2014 Feb 24;14(1):83. doi: 10.1186/1472-6963-14-83. PubMed PMID: 24559218; PubMed Central PMCID: PMC4104322.
 25. Wijeyesundera HC, Austin PC, Wang X, Bennell MC, Abrahamyan L, Ko DT, Tu JV, **Krahn M**. The Effect of Multidisciplinary Heart Failure Clinic Characteristics on 1-Year Postdischarge Health Care Costs: A Population-based Study. *Med Care*. 2014 Mar;52(3):272-9. doi: 10.1097/MLR.0000000000000071. PubMed PMID: 24509362.
 26. Naimark DM, Kabboul NN, **Krahn M**. Response to "The Life Table Method of Half-Cycle Correction: Getting It Right" *Med Decis Making*. 2014 Apr;34(3):286-7. doi: 10.1177/0272989X14520719. Epub 2014 Jan 22. PubMed PMID: 24452200.
 27. Treloar C, Rance J, Dore GJ, Grebely J, ETHOS Study Group. Barriers and facilitators for assessment and treatment of hepatitis C virus infection in the opioid substitution treatment setting: Insights from the ETHOS study. *J Viral Hepat*. 2014 Aug; 21(8):560-7. doi:10.1111/jvh.12183. Epub 2013 Dec 3. PubMed PMID: 24299222.
 28. Tadrous M, Wong L, Mamdani MM, Juurlink DN, **Krahn M**, Lévesque LE, Cadarette SM Comparative gastrointestinal safety of bisphosphonates in primary osteoporosis: a network meta-analysis-reply to

- Pazianas and Abrahamsen. *Osteoporos Int.* 2014 Apr;25(4):1225-35. doi: 10.1007/s00198-013-2576-2. Epub 2013 Nov 28. PubMed PMID: 24287510.
29. Azarpazhooh A, Dao T, Figueiredo R, **Krahn M**, Friedman S. A survey of patients' preferences for the treatment of teeth with apical periodontitis. *J Endod.* 2013 Dec;39(12):1534-41. doi: 10.1016/j.joen.2013.07.012. Epub 2013 Sep 6. PubMed PMID: 24238442.
 30. Grebely J, Bilodeau M, Feld JJ, Bruneau J, Fischer B, Raven JF, Roberts E, Choucha N, Myers RP, Sagan SM, Wilson JA, Bialystok F, Tyrrell DL, Houghton M, Krajden M, National CIHR Research Training Program in Hepatitis C. The Second Canadian Symposium on hepatitis C virus: a call to action. *Can J Gastroenterol.* 2013 Nov;27(11):627-32. PubMed PMID: 24199209; PubMed Central PMCID: PMC3816942.
 31. Health Quality Ontario. Screening and management of depression for adults with chronic diseases: an evidence-based analysis. *Ont Health Technol Assess Ser.* 2013 Sept 1;13(8):1-45. eCollection 2013. Review. PubMed PMID: 24133570.
 32. **Krahn M**, Bremner KE, Alibhai SMH, Ni A, Tomlinson G, Laporte A, Naglie G. A reference set of health utilities for long-term survivors of prostate cancer: population-based data from Ontario, Canada. *Qual Life Res* 2013; 22(10): 2951-2962
 33. Bremner KE, Mitsakakis N, Wilson L, **Krahn M**. Predicting utility scores for prostate cancer: mapping the Prostate Cancer Index to the Patient-Oriented Prostate Utility Scale (PORPUS). *Prostate Cancer Prostatic Dis.* 2013 Oct 15. doi: 10.1038/pcan.2013.44. [Epub ahead of print]
 34. Wijesundera HC, Tomlinson G, Ko DT, Dzavik V, **Krahn M**. Medical Therapy v. PCI in Stable Coronary Artery Disease: A Cost-Effectiveness Analysis. *Med Decis Making.* 2013 Oct;33(7):891-905. doi: 10.1177/0272989X13497262. Epub 2013 Jul 25.
 35. Naimark DM, Kabboul NN, **Krahn M**. The half-cycle correction revisited: redemption of a kludge. *Med Decis Making.* 2013 Oct;33(7):961-70. doi: 10.1177/0272989X13501558.
 36. Cantor SB, Deshmukh AA, **Krahn M**, Volk RJ. Use of forecasted assessment of quality of life to validate time-tradeoff utilities and a prostate cancer screening decision-analytic model. *Health Expect.* In press.
 37. Azarpazhooh A, Dao T, Figueiredo R, **Krahn M**, Friedman S. A survey of dentists' preferences for the treatment of teeth with Apical Periodontitis. *J Endod.* 2013 Oct;39(10):1226-1233. doi: 10.1016/j.joen.2013.06.023.
 38. Azarpazhooh A, Dao T, Figueiredo R, **Krahn M**, Friedman S. A survey of patients' preferences for the treatment of teeth with apical periodontitis. *J Endod.* 2013 Dec;39(12):1534-41. doi: 10.1016/j.joen.2013.07.012. Epub 2013 Sep 6.
 39. de Oliveira C, Nguyen H, Wijesundera H, Wong W, Woo G, Grootendorst P, Liu P, **Krahn M**. Estimating the payoffs from cardiovascular disease research in Canada: an economic analysis. *CMAJ Open.* 2013 Jul 25;1(2):e83-90. DOI: 10.9778/cmajo.20130003. ecollection 2013 May. PubMed PMID: 25077108.
 40. Mitsakakis N, Wijesundera HC, **Krahn M**. Beyond case fatality rate: using potential impact fraction to estimate the effect of increasing treatment uptake on mortality. *BMC Med Res Methodol.* 2013 Sep 4;13(1):109. [Epub ahead of print]
 41. de Oliveira C, Bremner KE, Ni A, Alibhai SM, Laporte A, **Krahn M**. Patient time and out-of-pocket costs for long-term prostate cancer survivors in Ontario, Canada. *J Cancer Surviv.* 2013 Aug 23. [Epub ahead of print]
 42. Lipscomb J, Yabroff KR, Hornbrook MC, Gigli A, Francis S, **Krahn M**, Gatta G, Trama A, Ritzwoller DP, Durand-Zaleski I, Salloum R, Chawla N, Angiolini C, Crocetti E, Giusti F, Guzzinati S, Mezzetti M, Miccinesi G, Mariotto A. Comparing cancer care, outcomes, and costs across health systems: charting the course. *J Natl Cancer Inst Monogr.* 2013;2013(46):124-30. doi: 10.1093
 43. Paulden M, Franek J, Pham B, Bedard PL, Trudeau M, **Krahn M**. Cost-effectiveness of the 21-gene assay for guiding adjuvant chemotherapy decisions in early breast cancer. *Value Health.* 2013 Jul-Aug;16(5):729-39. doi: 10.1016/j.jval.2013.03.1625. Epub 2013 Jul 1.

44. Alavi M, Grebely J, Micallef M, Dunlop AJ, Balcomb AC, Day CA, Treloar C, Bath N, Haber P, Dore G; Enhancing Treatment for hepatitis C in Opioid Substitution Settings (ETHOS) Study Group. *Clin Infect Dis*. 2013 Aug; 57 Suppl 2:S62-9. doi: 10.1093/cid/cit305. PubMed PMID: 23884068.
45. Chan B, Ieraci L, Mitsakakis N, Pham B, **Krahn M**. Net costs of hospital-acquired and pre-admission PUs among older people hospitalised in Ontario. *J Wound Care*. 2013 Jul;22(7):341-2, 344-6.
46. Brooker AS, Carcone S, Witteman W, **Krahn M**. Quantitative patient preference evidence for health technology assessment: a case study. *Int J Technol Assess Health Care*. 2013 Jul;29(3):290-300. doi: 10.1017/S0266462313000329.
47. Chit A, Parker J, Halperin SA, Papadimitropoulos M, **Krahn M**, Grootendorst P. Toward more specific and transparent research and development costs: The case of seasonal influenza vaccines. *Vaccine*. 2013 Jul 3. doi:pil: S0264-410X(13)00847-5. 10.1016/j.vaccine.2013.06.055. [Epub ahead of print]
48. Nguyen VH, Oliverira C, Wijeyesundera H, Wong WWL, Woo G, Grootendorst P, Liu P, **Krahn M**. Canada's Contribution to Global Research in Cardiovascular Diseases. *The Canadian Journal of Cardiology*. 2013; 29(6):742-746.
49. Wong W W L, Woo G, Heathcote JE, **Krahn M**. Disease burden of chronic hepatitis B among Immigrants in Canada. *Canadian Journal of Gastroenterology*. 2013; 27(3):137-147.
50. Abrahamyan L, Trubiani G, Witteman W, Mitsakakis N, **Krahn M**, Wijeyesundera HC: Insights Into the Contemporary Management of Heart Failure in Specialized Multidisciplinary Ambulatory Clinics, *Can J Cardiol*. 2013 Sept;29(9):1062-8
51. Alibhai SM, Mohamedali HZ, Gulamhusein H, Panju AH, Breunis H, Timilshina N, Fleshner N, **Krahn MD**, Naglie G, Tannock IF, Tomlinson G, Warde P, Duff Canning S, Cheung AM. Changes in bone mineral density in men starting androgen deprivation therapy and the protective role of vitamin D. *Osteoporos Int*. 2013 Apr 6.
52. Nikitovic M, Wodchis WP, **Krahn M**, Cadarette SM. Direct health-care costs attributed to hip fractures among seniors: a matched cohort study. *Osteoporos Int*. 2013 Feb;24(2):659-69.
53. Thein HH, Isaranuwachai W, Campitelli MA, Feld JJ, Yoshida E, Sherman M, Hoch JS, Peacock S, **Krahn M**, Earle CC. Health care costs associated with hepatocellular carcinoma: A population-based study. *Hepatology*. 2013 Oct;58(4):1375-84
54. Wijeyesundera HC, Trubiani G, Wang X, Mitsakakis N, Austin PC, Ko DT, Lee DS, Tu JV, **Krahn M**. A population-based study to evaluate the effectiveness of multidisciplinary heart failure clinics and identify important service components. *Circ Heart Fail*. 2013 Jan;6(1):68-75.
55. Paulden M, Franek J, Pham B, Bedard PL, Trudeau M, **Krahn M**. Cost-effectiveness of the 21-gene assay for guiding adjuvant chemotherapy decisions in early breast cancer. *Value Health*. 2013 Jul-Aug;16(5):729-39. doi: 10.1016/j.jval.2013.03.1625. Epub 2013 Jul 1.
56. de Oliveira C, Wijeyesundera HC, Tobe SW, Lum-Kwong MM, Von Sychowski S, Wang X, Tu JV, **Krahn M**. Economic analysis of Heart and Stroke Foundation of Ontario's hypertension management initiative. *Clinicoecon Outcomes Res*. 2012;4:323-36. Epub 2012 Nov 13.
57. Fukada C, Kohler JC, Boon H, Austin Z, **Krahn M**. Prescribing gabapentin off label: Perspectives from psychiatry, pain and neurology specialists. *Can Pharm J (Ott)*. 2012 Nov;145(6):280-284
58. Tsui TC, Boon H, Boecker A, Kachan N, **Krahn M**. Understanding the role of scientific evidence in consumer evaluation of natural health products for osteoarthritis - an application of the means end chain approach. *BMC Complement Altern Med*. 2012 Oct 30;12:198.
59. Mittmann N, Koo M, Danerman N, McDonald A, Baker M, Matlow A, **Krahn M**, Shojania KG, Etchells E. The economic burden of patient safety targets in acute care: a systematic review. *Drug Healthc Patient Saf*. 2012;4:141-65. Epub 2012 Oct 5.
60. OHTAC COPD Collaborative. Chronic obstructive pulmonary disease (COPD) evidentiary framework. *Ont Health Technol Assess Ser*. 2012;12(2):1-97. Epub 2012 Mar 1.
61. John-Baptiste A, Yeung MW, Leung V, van der Velde G, **Krahn M**. Cost effectiveness of hepatitis C-related interventions targeting substance users and other high-risk groups: a systematic review. *Pharmacoeconomics*. 2012 Nov 1;30(11):1015-34.
62. Roberts M, Russell LB, Paltiel AD, chambers M, McEwan P, **Krahn M**, ISPOR-SMDM Modeling Good Research Practices Task Force. Conceptualizing a model: a report of the ISPOR-SMDM Modeling Good

- Research Practices Task Force -2. *Value Health*. 2012 Sept-Oct;15(6):804-11.
63. Roberts M; Russell LB, Paltiel AD; chambers M, McEwan P, **Krahn M**. ISPOR-SMDM Modeling Good Research Practices Task Force. Conceptualizing a model: a report of the ISPOR-SMDM Modeling Good Research Practices Task Force -2. *Med Decis Making*. 2012 Sept Oct;32(5):678-89
64. de Oliveira C, Nguyen VH, Wijeyesundera HC, Wong WW, Woo G, Liu PP, **Krahn M**. How much are we spending? The estimation of research expenditures on cardiovascular disease in Canada. *BMC Health Serv Res*. 2012 Aug 28;12:281
65. Wijeyesundera HC, Trubiani G, Abrahamyan L, Mitsakakis N, Witteman W, Paulden M, van der Velde G, Kingsbury K, **Krahn M**. Specialized multi-disciplinary heart failure clinics in Ontario, Canada: an environmental scan. *BMC Health Serv Res*. 2012 Aug 3;12:236
66. Jembere N, Campitelli MA, Sherman M, Feld J, Lou W, Peacock S, Yoshida E, **Krahn M**, Earle C, Thein HH. Influence of socioeconomic status on survival of hepatocellular carcinoma in the Ontario population; a population-based study, 1990-2009. *PLoS One*. 2012;7(7):e40917. Epub 2012 Jul 13.
67. Woo G, Tomlinson G, Yim C, Lilly L, Therapondos G, Wong DK, Ungar WJ, Einarson TR, Sherman M, Heathcote JE, **Krahn M**. Health State utilities and quality of life in patients with hepatitis B. *Can J Gastroenterol*. 2012 Jul;26(7):445-51.
68. Chen W, Tomlinson G, **Krahn M**, Heathcote J. Immigrant patients with chronic hepatitis C and advanced fibrosis have a higher risk of hepatocellular carcinoma. *J Viral Hepat*. 2012 Aug;19(8):574-80. Epub 2012 Feb 1.
69. Wijeyesundera HC, Wang X, Tomlinson G, Ko DT, **Krahn M**. Techniques for estimating health care costs with censored data: an overview for the health services researcher. *Clinicoecon Outcomes Res*. 2012;4:145-55. Epub 2012 Jun 1.
70. Zurawska U, Hicks LK, Woo g, Bell CM, **Krahn M**, Chan KK, Feld JJ. Hepatitis B virus screening before chemotherapy for lymphoma: A cost-effectiveness analysis. *J Clin Oncol*. 2012 Sep 10;30(26):3167-73. 2012 Jun 18.
71. Lee L, Crump M, Khor S, Hoch JS, Luo J, Bremner K, **Krahn M**, Hodgson DC. Impact of rituximab on treatment outcomes of patients with diffuse large b-cell lymphoma: a population-based analysis. *Br J Haematol*. 2012 Aug;158(4):481-8.
72. Mittmann N, Evans WK, Rocchi A, Longo CJ, Au HJ, Husereau D, Leighl NB, Isogai PK, **Krahn M**, Peacock S, Marshall D, Coyle D, Taylor SC, Jacobs P, Oh PI. Guidelines for health technologies: specific guidance for oncology products in Canada. *Value health*. 2012 May;15(3):580-5. Epub 2012 Feb 16.
73. Etchells E, Koo M, Daneman N, McDonald A, Baker M, Matlow A, **Krahn M**, Mittmann N. Comparative economic analyses of patient safety improvement strategies in acute care: a systematic review. *BMJ Qual Saf*. 2012 Jun;21(6):448-56.
74. Chan KK, Siu E, **Krahn M**, Imrie K, Alibhai SM. Cost-utility analysis of primary prophylaxis versus secondary prophylaxis with granulocyte colony-stimulating factor in elderly patients with diffuse aggressive lymphoma receiving curative-intent chemotherapy. *J Clin Oncol*. 2012 Apr 1;30(10):1064-71. Epub 2012 Mar 5.
75. Bayoumi AM, **Krahn M**. The future of health technology assessment. *Med Decis Making*. 2012 Jan-Feb;32(1):7-8.
76. Federico CA, Hsu PC, Krajden M, Yoshida EM, Bremner KE, Weiss AA, Anderson FH, **Krahn M**. Patient time costs and out-of-pocket costs in hepatitis C. *Liver Int*. 2012 May;32(5):815-25. Epub 2012 Jan 3.
77. Pham B, Stern A, Chen W, Sander B, John-Baptiste A, Thein HH, Gomes T, Wodchis W, Bayoumi A, Machado M, Carcone S, **Krahn M**. Preventing pressure ulcers in long-term care: a cost-effectiveness analysis. *Arch Intern Med*. 2011 Nov 14;171(20):1839-47. Epub 2011 Sep 26.
78. Naglie G, Black S, MacKnight C, Patterson C, Hogan D, Beattie L, Borrie M, Freedman M, **Krahn M**, Bergman H, Streiner D, Ritvo P, Kowgier M, Tomlinson G. Predictors of family caregiver ratings of patient quality of life in alzheimer's disease: Cross-sectional results from the Canadian alzheimer's Disease Quality of Life (CADQOL) Study. *American Journal of Geriatric Psychiatry* 2011;19(10):891-901

79. Naglie G, Black S, MacKnight C, Patterson C, Hogan D, Beattie L, Borrie M, Freedman M, **Krahn M**, Bergman H, Streiner D, Ritvo P, Kowgier M, Tomlinson G. Predictors of patient self-ratings of quality of life in Alzheimer's disease: Cross-sectional results from the Canadian Alzheimer's Disease Quality of Life (CADQOL) Study. *American Journal of Geriatric Psychiatry* 2011;19(10):881-890
80. Wijeyesundera H, Mitsakakis N, Witteman W, Paulden M, van der Velde G, Tu J, Lee D, Goodman S, Petrella R, O'Flaherty M, Capewell S, **Krahn M**. Achieving quality indicator benchmarks and potential impact on coronary heart disease mortality. *Can J Cardiol*. 2011 Nov-Dec;27(6):756-62. Epub 2011 Sep 14.
81. Mah CL, Deber RB, Guttmann A, McGeer A, **Krahn M**. Another Look at the Human Papillomavirus Vaccine Experience in Canada. *Am J Public Health*. 2011 Oct;101(10):1850-7. Epub 2011 Aug 18.
82. Pham B, Teague L, Mahoney J, Goodman L, Paulden M, Poss J, Li J, Ieraci L, Carcone S, **Krahn M**. Early Prevention of Pressure Ulcers Among Elderly Patients Admitted Through Emergency Departments: A Cost-effectiveness Analysis. *Ann Emerg Med*. 2011 Nov;58(5):468-78 e3. Epub 2011 Aug 5
83. Wong WW, Woo G, Jenny Heathcote E, **Krahn M**. Cost effectiveness of screening immigrants for hepatitis B. *Liver Int*. 2011;8(31):1179-1190. Epub 2011 Jun 14.
84. Pham B, Teague L, Mahoney J, Goodman L, Paulden M, Poss J, Li J, Sikich NJ, Lourenco R, Ieraci L, Carcone S, **Krahn M**. Support surfaces for intraoperative prevention of pressure ulcers in patients undergoing surgery: a cost-effectiveness analysis. *Surgery*. 2011 Jul;150(1):122-32. Review.
85. Hsu PC, Federico CA, Krajden M, Yoshida EM, Bremner KE, Anderson FH, Weiss AA, **Krahn MD**. Health Utilities and Psychometric Quality of Life in Patients With Early- and Late-Stage Hepatitis C Virus Infection. *J Gastroenterol Hepatol*. 2012;27:149-157.
86. Tomlinson G, Bremner KE, Ritvo P, Naglie G, **Krahn M**. Development and Validation of a Utility Weighting Function for the Patient-Oriented Prostate Utility Scale (PORPUS). *Med Decis Making*. 2012 Jan-Feb;32(1):11-30. Epub 2011 Jun 8.
87. Warren JL, Barbera L, Bremner KE, Yabroff KR, Hoch JS, Barrett MJ, Luo J, **Krahn M**. End-of-life care for lung cancer patients in the United States and Ontario. *J Natl Cancer Inst*. 2011 Jun 8;103(11):853-62. Epub 2011 May 18.
88. Mah CL, Guttmann A, McGeer A, **Krahn M**, Deber RB. Compulsory school-entry vaccination laws and exemptions: who is opting out in Ontario and why does it matter? *Healthc Policy*. 2010 May;5(4):37-46.
89. Anonychuk A, **Krahn M**. Health economic and infectious disease modelling: a guide to merging streams. *Pharmacoeconomics*. 2011 May;29(5):367-9.
90. Myles A, Mugford GJ, Zhao J, **Krahn M**, Wang PP. Physicians' attitudes and practice toward treating injection drug users with hepatitis C: results from a national specialist survey in Canada. *Can J Gastroenterol*. 2011 Mar;25(3):135-9.
91. Levin L, Goeree R, Levine M, **Krahn M**, Easty T, Brown A, Henry D. Coverage with evidence development: the Ontario experience. *Int J Technol Assess Health Care*. 2011 Apr;27(2):159-68. Review.
92. **Krahn M**, Bremner KE, Tomlinson G, Luo J, Ritvo P, Naglie G, Alibhai SM. Androgen deprivation therapy in prostate cancer: are rising concerns leading to falling use? *BJU Int*. 2011 Nov;108(10):1588-96. Epub 2011 Mar 31.
93. Pham B, Chen MH, Tricco AC, Anonychuk A, **Krahn M**, Bauch CT. Use of a Catalytic Model to Estimate Hepatitis A Incidence in a Low-Endemicity Country: Implications for Modeling Immunization Policies. *Med Decis Making*. 2012 Jan-Feb;32(1):167-75. Epub 2011 Mar 10.
94. Machado M, O'Brodovich R, Krahn M, Einarson TR. International drug price comparisons: quality assessment. *Rev Panam Salud Publica*. 2011 Jan;29(1):46-51
95. Wijeyesundera H. C, Tomlinson G, Norris CM, Ghali WA, Ko DT, **Krahn M**. Predicting EuroQol EQ-5D Utility Scores from the Seattle Angina Questionnaire in Coronary Artery Disease: A Mapping Algorithm using a Bayesian Framework. *Medical Decision Making* 2011 May-Jun;31(3):481-93.
96. Krajden M, Kuo M, Zagorski B, Alvarez M, Yu A, **Krahn M**. Health Care Costs Associated with Hepatitis C: A Longitudinal Cohort Study. *Can J Gastroenterol*. 2010 Dec; 24(12):717-26.
97. Wijeyesundera HC, Machado M, Wang X, Van Der Velde G, Sikich N, Witteman W, Tu JV, Lee DS, Goodman SG, Petrella R, O'Flaherty M, Capewell S, **Krahn M**. Cost-effectiveness of specialized multidisciplinary heart failure clinics in Ontario, Canada. *Value Health*. 2010 Dec; 13(8):915-21. Epub

2010 Nov 23.

98. Alibhai SM, Breunis H, Timilshina N, Johnston C, Tomlinson G, Tannock I, **Krahn M**, Fleshner NE, Warde P, Canning SD, Klotz L, Naglie G. Impact of androgen-deprivation therapy on physical function and quality of life in men with nonmetastatic prostate cancer. *J Clin Oncol*. 2010 Dec 1; 28(34):5038-45. Epub 2010 Nov 1. PubMed PMID: 21041715.
99. Alibhai SM, Breunis H, Timilshina N, Marzouk S, Stewart D, Tannock I, Naglie G, Tomlinson G, Fleshner N, **Krahn M**, Warde P, Canning SD. Impact of androgen-deprivation therapy on cognitive function in men with nonmetastatic prostate cancer. *J Clin Oncol*. 2010 Dec 1;28(34):5030-7. Epub 2010 Nov 1.
100. van der Velde G, Pham B, Machado M, Ieraci L, Witteman W, Bombardier C, **Krahn M**. Cost-effectiveness of biologic response modifiers compared to disease modifying anti-rheumatic drugs for rheumatoid arthritis: A systematic review. *Arthritis Care Res (Hoboken)*. 2011 Jan; 63(1):65-78.
101. Bhinder S, Chowdhury N, Granton J, **Krahn M**, Tullis E, Waddell T K, Singer LG. Feasibility of Internet-Based Health-Related Quality of Life Data Collection in a large patient cohort. *Journal of Medical Internet Research* 2010 Aug 19;12(3):e35.
102. Sander B, **Krahn M**, Bauch C, Fishman D, Fowler R, Kwong J, McGeer A, Maetzel A, Raboud J, Scales D, Gojovic M. Is a mass immunization program for pandemic (H1N1) 2009 good value for money? Evidence from the Canadian experience. *Vaccine* 2010 Aug 31; 28(38):6210-20. Epub 2010 Jul 17. PubMed PMID: 20643091.
103. Woo G, Tomlinson G, Nishikawa Y, Kowgier M, Sherman M, Wong DK, Pham B, Ungar WJ, Einarson TR, Heathcote EJ, **Krahn M**. Tenofovir and Entecavir are the most effective antiviral agents for chronic hepatitis B: A systematic review and Bayesian meta-analyses. *Gastroenterology*, 2010 2010 Oct;139(4):1218-29. Epub 2010 Jun 20. Review. PubMed PMID: 20600036.
104. John-Baptiste A, **Krahn M**, Heathcote J, Laporte A, Tomlinson G. The natural history of hepatitis C infection acquired through injection drug use: meta-analysis and meta-regression. *J Hepatol* 2010 Aug;53(2):245-51. Epub 2010 May 11. PubMed PMID: 20537752.
105. Wijeyesundera HC, Machado M, Farahati F, Wang X, Witteman W, van der Velde G, Tu JV, Lee DS, Goodman SG, Petrella R, O'Flaherty M, **Krahn M**, Capewell S. Association of temporal trends in risk factors and treatment uptake with coronary heart disease mortality, 1994-2005. *JAMA* 2010 May 12;303(18):1841-7. PubMed PMID: 20460623.
106. Sander B, Kwong JC, Bauch CT, Maetzel A, McGeer A, Raboud JM, **Krahn M**. Economic appraisal of Ontario's Universal Influenza Immunization Program: a cost-utility analysis. *PLoS Med* 2010 Apr 6;7(4):e1000256. PubMed PMID: 20386727; PubMed Central PMCID: PMC2850382.
107. van der Velde G, Hogg-Johnson S, Bayoumi AM, Côté P, Llewellyn-Thomas H, Hurwitz EL, **Krahn M**. Neck Pain Patients' Preference Scores for Their Current Health. *Quality of Life Research*. 2010 Jun;19(5):687-700. Epub 2010 Mar 27. PubMed PMID:20349212; PubMed Central PMCID: PMC2874028.
108. Wilke DR, **Krahn M**, Tomlinson G, Bezjak A, Rutledge R, Warde P. Sex or survival: short-term versus long-term androgen deprivation in patients with locally advanced prostate cancer treated with radiotherapy. *Cancer*. 2010 Apr 15;116(8):1909-17. PubMed PMID: 20162716.
109. Klaassen RJ, **Krahn M**, Gaboury I, Hughes J, Anderson R, Grundy P, Ali SK, Jardine L, Abula O, Silva M, Barnard D, Cappelli M. Evaluating the ability to detect change of health-related quality of life in children with Hodgkin disease. *Cancer*. 2010 Mar 15;116(6):1608-14. PubMed PMID: 20143448.
110. Thein H, Wilson D, **Krahn M**, Hoare A, Dore G. Epidemiological and economic impact of potential increased hepatitis C treatment uptake in Australia. *National Centre in HIV Epidemiology and Clinical Research*; 2010:1-111.
111. **Krahn M**. "New" Evidence for Clinical Practice Guidelines. *Patient* 2010;3(2):1-7.
112. Machado M, Witteman W, Wijeyesundera HC, Ieraci L, van der Velde G, Paulden M, **Krahn M**. Systematic Review of Economic Evaluations of Selected Cardiac Imaging Technologies in the Diagnosis of Coronary Artery Disease. *Value in Health* 2010;13(3):A163-4.
113. Alibhai SM, Breunis H, Timilshina N, Marzouk S, Stewart D, Tannock I, Naglie G, Tomlinson G, Fleshner N, **Krahn M**, Warde P, Canning SD. Impact of androgen-deprivation therapy on cognitive function in men with nonmetastatic prostate cancer. *J Clin Oncol*. 2010 Dec 1;28(34):5030-7. Epub 2010

Nov 1. PubMed PMID: 21041708.

114. Thein HH, Gomes T, **Krahn M**, Wodchis WP. Health status utilities and the impact of pressure ulcers in long-term care residents in Ontario. *Qual Life Res.* 2010 Feb;19(1):81-9. Epub 2009 Dec 22. PubMed PMID: 20033300; PubMed Central PMCID: PMC2804787.
115. **Krahn M**, Bremner KE, Tomlinson G, Naglie G. Utility and health-related quality of life in prostate cancer patients 12 months after radical prostatectomy or radiation therapy. *Prostate Cancer and Prostatic Diseases* 2009; 12(4):361-8. Epub 2009 Sep 1. PubMed PMID: 19901935.
116. Panju A, Breunis H, Cheung A, Leach M, Fleshner N, Warde P, Duff-Canning S, **Krahn M**, Naglie G, Tannock I, Tomlinson G, Alibhai S. Management of decreased bone mineral density in men starting androgen-deprivation therapy for prostate cancer. *BJUI* 2009 Mar;103(6):753-757
117. Mittmann N, Au H, Tu D, O'Callaghan C, Isogai P, Karapetis C, Zalberg J, Evans W, Moore M, Siddiqui J, Findlay B, Colwell B, Simes J, Gibbs P, Links M, Tebbutt N, Jonker D, Working Group on Economic Analysis of National Cancer Institute of Canada Clinical Trials Group; Australasian Gastrointestinal Interest Group. *J Natl Cancer Inst.* 2009 Sep 2;101(17):1182-92. doi: 10.1093/jnci/djp232. Epub 2009 Aug 7. PubMed PMID: 19666851
118. **Krahn M**. Health technology Assessment in Canada: Problems and Opportunities. *CJGIM* May 2008;3(2):69-71
119. van der Velde G, Hogg-Johnson S, Bayoumi A, Cassidy JD, Côté P, Chan S, Subrata P, Hoving JL, Hurwitz, E. Bombardier C, **Krahn M**. Decision analysis of common non-invasive neck pain treatments. *Medical Decision Making* 2008 28:E1
120. Sander B, Bauch C, Fisman DN, Fowler R, Kwong JC, McGeer A, Zivkovic Gojovic M, **Krahn M**. Is a Mass Immunization Program for Pandemic (H1N1) 2009 Good Value for Money? Early Evidence from the Canadian Experience. *PLoS Curr.* 2009 Dec 17;1:RRN1137. PubMed PMID: 20043032; PubMed Central PMCID: PMC2795773.
121. Ku J, Alibhai S, Trachtenberg J, **Krahn M**, Nesbitt M, Kalnin R, Lockwood G. Changes in health utilities and health related quality of life over 12 months following radical prostatectomy. *Canadian Urological Association Journal* 2009 Dec;3(6):445-52. PubMed PMID: 20019969; PubMed Central PMCID: PMC2792418.
122. Gojovic MZ, Sander B, Fisman D, **Krahn M**, Bauch CT. Modelling mitigation strategies for pandemic (H1N1) 2009. *CMAJ.* 2009 Nov 10;181(10):673-80. Epub 2009 Oct 13. PubMed PMID: 19825923; PubMed Central PMCID: PMC2774362.
123. Chong CA, Li S, Nguyen GC, Sutton A, Levy MH, Butler T, **Krahn M**, Thein HH. Health-state utilities in a prisoner population: a cross-sectional survey. *Health and Quality of Life Outcomes* 2009 Aug 28;7:78. PubMed PMID: 19715571; PubMed Central PMCID: PMC2741437.
124. Waldmann A, Rohde V, Bremner K, **Krahn M**, Kuechler T, Katalinic A. Measuring prostate-specific quality of life in prostate cancer patients scheduled for radiotherapy or radical prostatectomy and reference men in Germany and Canada using the Patient Oriented Prostate Utility Scale-Psychometric (PORPUS-P). *BMC Cancer.* 2009 Aug 23;9:295.
125. **Krahn M**, Zagorski B, Laporte A, Alibhai SM, Bremner KE, Tomlinson G, Warde P, Naglie G. Healthcare costs associated with prostate cancer: estimates from a population-based study. *BJU Int.* 2010 Feb; 105 (3) : 338-46. Epub 2009 Jul 7. PubMed PMID: 19594734
126. John-Baptiste AA, Tomlinson G, Hsu PC, Krajden M, Heathcote EJ, Laporte A, Yoshida EM, Anderson FH, **Krahn M**. Sustained Responders Have Better Quality of Life and Productivity Compared With Treatment Failures Long After Antiviral Therapy for Hepatitis C. *Am J Gastroenterol* 2009 Oct;104(10):2439-48. Epub 2009 Jun 30. PubMed PMID: 19568230.
127. Thein HH, Yi Q, Heathcote EJ, **Krahn M**. Prognosis of hepatitis C virus-infected Canadian post-transfusion compensation claimant cohort. *J Viral Hepat.* 2009 Nov;16(11):802-13. Epub 2009 Apr 27. PubMed PMID: 19413692.
128. Chong CA, Chen IJ, Naglie G, **Krahn M**. How well do guidelines incorporate evidence on patient preferences? *J Gen Intern Med.* 2009 Aug;24(8):977-82. Epub 2009 Apr 23. Review.
129. Johnson AP, Sikich NJ, Evans G, Evans W, Giacomini M, Glendinning M, **Krahn M**, Levin L, Oh P, Perera C. Health technology assessment: a comprehensive framework for evidence-based recommendations in Ontario. *Int J Technol Assess Health Care.* 2009 Apr;25(2):141-50. Review.

PubMed PMID: 19366496.

130. Alibhai SM, Mahmoud S, Hussain F, Naglie G, Tannock I, Tomlinson G, Fleshner N, **Krahn M**, Warde P, Klotz L, Breunis H, Leach M, Duff Canning S. Levels of sex hormones have limited effect on cognition in older men with or without prostate cancer. *Critical Reviews in Oncology/Hematology* 2010 Feb;73(2):167-75. Epub 2009 Apr 5. PubMed PMID: 19346137.
131. Kilbridge KL, Fraser G, **Krahn M**, Nelson EM, Conaway M, Bashore R, Wolf A, Barry MJ, Gong DA, Nease Jr RF, Connors AF. Lack of comprehension of common prostate cancer terms in an underserved population. *Journal of Clinical Oncology*. 2009 Apr 20;27(12):2015-21. Epub 2009 Mar 23.
132. van der Velde G, Hogg-Johnson S, Bayoumi AM, Cassidy JD, Côté P, Boyle E, Llewellyn-Thomas H, Chan S, Subrata P, Hoving JL, Hurwitz E, Bombardier C, **Krahn M**. Identifying the best treatment among common nonsurgical neck pain treatments: a decision analysis. *J Manipulative Physiol Ther*. 2009 Feb;32(2 Suppl):S209-18.
133. Hsu PC, Krajden M, Yoshida EM, Anderson FH, Tomlinson G, **Krahn M**. Does cirrhosis affect quality of life in hepatitis C virus-infected patients? *Liver Int*. 2009 Mar;29(3):449-58.
134. John-Baptiste A, Varenbut M, Lingley M, Nedd-Roderique T, Teplin D, Tomlinson G, Daiter J, **Krahn M**. Treatment of hepatitis C infection for current or former substance abusers in a community setting. *J Viral Hepat*. 2009 Aug;16(8):557-67. Epub 2009 Feb 23.
135. Wan MJ, **Krahn M**, Ungar WJ, Caku E, Sung L, Medina LS, Doria AS. Acute appendicitis in young children: cost-effectiveness of US versus CT in diagnosis--a Markov decision analytic model. *Radiology*. 2009 Feb;250(2):378-86.
136. Panju AH, Breunis H, Cheung AM, Leach M, Fleshner N, Warde P, Duff-Canning S, **Krahn M**, Naglie G, Tannock I, Tomlinson G, Alibhai SM. Management of decreased bone mineral density in men starting androgen-deprivation therapy for prostate cancer. *BJU Int*. 2009 Mar;103(6):753-7. Epub 2008 Oct 24.
137. Witteman H, Chignell M, **Krahn M**. A recommender system for prostate cancer websites. *AMIA Annu Symp Proc*. 2008 Nov 6:1177.
138. Thein HH, Yi Q, Dore GJ, **Krahn MD**. Natural history of hepatitis C virus infection in HIV-infected individuals and the impact of HIV in the era of highly active antiretroviral therapy; a meta-analysis. *AIDS* 2008 Oct 1;22(15):1979-91. Review.
139. **Krahn M**, Naglie G. The next step in guideline development: Incorporating patient preferences. *JAMA* 2008 Jul 23;300(4):436-8.
140. Chen W, Wong T, Tomlinson G, **Krahn M**, Heathcote J. Prevalence and predictors of obesity among individuals with positive hepatitis C antibody in a tertiary referral clinic. *J Hepatol* 2008 Nov;49(5):711-7. Epub 2008 Jun 6.
141. Sharieff W, Zlotkin SH, Ungar WJ, Feldman B, **Krahn M**, Tomlinson G. Economics of preventing premature mortality and impaired cognitive development in children through home-fortification: A health policy perspective. *Int J Technol Assess Health Care* 2008 Summer;24(3):303-11.
142. Thein HH, Yi Q, Dore GJ, **Krahn M**. Estimation of stage-specific fibrosis progression rates in chronic hepatitis C virus infection: A meta-analysis and meta-regression. *Hepatology* 2008 Aug;48(2):418-31. Review.
143. Naimark DM, Bott M, **Krahn M**. The half-cycle correction explained: Two alternative pedagogical approaches. *2008 Med Decis Making* 2008 Sep-Oct;28(5):706-12.
144. Alibhai SM, Leach M, Tomlinson GA, **Krahn M**, Fleshner NE, Naglie G. Is there an optimal comorbidity index for prostate cancer? *Cancer* 2008 Mar 1;112(5):1043-50.
145. van der Velde G, Hogg-Johnson S, Bayoumi AM, Cassidy JD, Cote P, Boyle E, Llewellyn-Thomas H, Chan S, Subrata O, Hoving JL, Hurwitz E, Bombardier C, **Krahn M**. Identifying the best treatment among common nonsurgical neck pain treatments: a decision analysis. *Spine (Phila Pa 1976)*. 2008 Feb 15;33(4 Suppl):S184-91.
146. van der Velde G, Llewellyn-Thomas H, Hogg-Johnson S, Hurwitz E, Cassidy JD, Côté P, **Krahn M**. Neck pain patients' evaluative scores for their current health. *Medical Decision Making* 2008 28:E1.
147. Cantor SB, Volk RJ, **Krahn M**, Cass AR, Gilani J, Weller SC, Spann SJ. Concordance of Couples' Prostate Cancer Screening Recommendations from a Decision Analysis. *Patient*. 2008 Jan 1;1(1):11-19.
148. Anonychuk AM, Tricco AC, Bauch CT, Pham B, Gilca V, Duval B, John-Baptiste A, Woo G, **Krahn M**.

Cost-effectiveness analyses of hepatitis A vaccine: a systematic review to explore the effect of methodological quality on the economic attractiveness of vaccination strategies. *Pharmacoeconomics*. 2008;26(1):17-32. Review.

149. Bauch CT, Anonychuk AM, Pham BZ, Gilca V, Duval B, **Krahn M**. Cost-utility of universal hepatitis A vaccination in Canada. *Vaccine* 2007 Dec 12;25(51):8536-48. Epub 2007 Oct 23.
150. You JJ, Woo A, Ko Dt, Cameron DA, Mihailovic A, **Krahn M**. Life expectancy gains and cost-effectiveness of implantable cardioverter/defibrillators for the primary prevention of sudden cardiac death in patients with hypertrophic cardiomyopathy. *Am Heart J*. 2007 Nov;154(5):899-907.
151. Thein HH, Maruff P, **Krahn M**, Kaldor JM, Koorey DJ, Brew BJ, Dore GJ. Improved cognitive function as a consequence of hepatitis C virus treatment. *HIV Medicine* 2007 Nov;8(8):520-8.
152. Bremner KE, Tomlinson G, **Krahn M**. Marker states and a health state prompt provide modest improvements in the reliability and validity of the standard gamble and rating scale in prostate cancer patients. *Qual Life Res*. 2007 Dec;16(10):1665-75.
153. Bremner KE, Bayoumi AM, Sherman M, **Krahn M**. Management of solitary 1 cm to 2 cm liver nodules in patients with compensated cirrhosis: a decision analysis. *Can J Gastroenterology*. 2007 Aug;21(8):491-500. Review.
154. Bremner KE, Chong CA, Tomlinson G, Alibhai SMH, **Krahn M**. A review and meta-analysis of prostate cancer utilities. *Medical Decision Making* 2007 May-Jun;27:288-298
155. Thein HH, Maruff P, **Krahn M**, Kaldor JM, Koorey DJ, Brew BJ, Dore GJ. Cognitive function, mood and health-related quality of life in hepatitis C virus (HCV) – monoinfected and HIV/HCV-coinfected individuals commencing HCV treatment. *HIV Med* 2007 Apr;8(3):192-202.
156. Bauch C.T., Rao A, Pham B, **Krahn M**, Gilca V, Duval B, Chen MH, Tricco AC. A dynamic model for assessing universal hepatitis A vaccination in Canada. *Vaccine* 2007 Feb 26;25:1719-1726. Epub 2006 Nov 27.
157. **Krahn M**, Bremner KE, Tomlinson G, Ritvo p, Irvine J, Naglie G. Responsiveness of disease-specific and generic utility instruments in prostate cancer patients. *Qual Life Res*. 2007 Apr;16(3):509-22.
158. Tricco AC, Pham B, Duval B, De Serres G, Gilca V, Vrbova L, Anonychuk A, **Krahn M**, Moher D. A review of interventions triggered by hepatitis A infected food-handlers in Canada. *BMC Health Serv Res*. 2006 Dec 8;6:157.
159. Srinivasa Rao AS, Chen MH, Pham B, Tricco A, Gilca V, Duval B, **Krahn M**, Bauch C. Cohort effects in dynamic models and their impact on vaccination programmes: an example from hepatitis A. *BMC Infectious Diseases* 2006 Dec 5;6:174
160. Alibhai S, Leach M, **Krahn M**, Tomlinson G, Naglie G, Rethinking the 30-day mortality risk after radical prostatectomy, *Urology* 2006 Nov;68(5):1057-60
161. Chen W, **Krahn M**. Review: ribavirin is not better than placebo in chronic hepatitis C infection. *ACP J Club* 2006 Sept-Oct;145(2):47
162. Pinthus J, Witkos M, Fleshner N.E., Sweet J, Evans A, Jewett M.A., **Krahn M**, Alibhai S, Trachtenberg J. Prostate cancers scored as Gleason 6 in prostate biopsy are frequently Gleason 7 tumours at Radical prostatectomy: Implication on outcome. *Journal of Urology* 2006 Sept;176(3):979-84.
163. Thein HH, Butler T, **Krahn M**, Rawlinson W, Levy MH, Kaldor JM, Dore GJ. The effect of hepatitis C virus infection on health-related quality of life in prisoners. *J Urban Health*. 2006 Mar;83(2):275-88.
164. Naglie G, Tomlinson G, Tansey C, Irvine J, Ritvo P, Black SE, Freedman M, Silbereld M, **Krahn M**. Utility-based quality of life measures in Alzheimer's disease. *Qual Life Res*. 2006 May;15(4):631-43
165. John-Baptiste A, **Krahn M**, Cook T, Straus S, Naglie G, Gray G, Tomlinson G. Decision Analysis in Aerospace Medicine: Costs and Benefits of a Hyperbaric Facility in Space. *Aviation, Space & Environmental Medicine* 2006 Apr;77:434-443.
166. Chong CA, Tomlinson G, Chodirker L, Figdor N, Uster M, Naglie G, **Krahn M**. An unadjusted NNT was a moderately good predictor of health benefit. *J Clin Epidemiol* 2006 Mar;59(3):224-33
167. Witkos M, Yi Q, Heathcote J, Kapral M, **Krahn M**. Predictors of antiviral therapy in a post-transfusion cohort of hepatitis C patients. *Can J Gastro* 2006 Feb;20(2):107-11
168. Hillmer M, **Krahn M**, Hillmer M, Pariser P, Naglie G. Prescribing patterns for Alzheimer disease: A survey of Canadian family physicians. *Can Fam Physician* 2006 Feb;52:208-209.

169. Roposch A, Wedge J, **Krahn M**. The role of the ossific nucleus in the treatment of established hip dislocation: A Treatment Decision Analysis. *Clinical Orthopaedics and Related Research* 2006 Aug;449:295-302.
170. Naglie G, Tomlinson G, Tansey C, Irvine J, Ritvo P, Black S, Freedman M, Siberfeld M, **Krahn M**. Utility-based quality of life measures in Alzheimer's disease. *Quality of Life Research* May 2006;15(4):631-643
171. Wang ShX, Li YM, Sun BC, Zhang SW, Zhao WH, Wei MT, Chen KX, Zhao XL, Zhang ZL, **Krahn M**, Cheung AC, Wang PP. The SARS outbreak in a general hospital in Tianjin, China – the case of super-spreader. *Epidemiol Infect.* 2006 Aug;134(4):786-91.
172. Chen K, Wang P, Sun B, Yi Q, Perruccio A, Power D, Wang C, He M, Shibe Y, **Krahn M**, Cheung A, Hao X. Twenty-year secular changes in sex specific lung cancer incidence rates in an urban Chinese population. *Lung Cancer* 2006 Jan;51(1):13-9. Epub 2005 Nov 28.
173. Alibhai S, Leach M, Tomlinson G, **Krahn M**, Fleshner N, Holowaty E, Naglie G. 30 day mortality and major complications after radical prostatectomy: Influence of age and comorbidity. *J Natl Cancer Inst.* 2005 Oct 19;97(20):1525-32. Erratum in: *J Natl Cancer Inst.* 2007 Nov 7;99(21):1648.
174. Konski A, Sherman E, **Krahn M**, Bremner K, Beck JR, Watkins-Bruner D, Pilepich M. Economic analysis of a Phase III clinical trial evaluating the addition of total androgen suppression to radiation versus radiation alone for locally advanced prostate cancer (Radiation Therapy Oncology Group protocol 86-10). *Int J Radiat Oncol Biol Phys* 2005 Nov 1;63(3):788-94
175. Cohen JH, Faughnan ME, Letarte M, Vandezande K, Kennedy SJ, **Krahn M**. Cost comparison of genetic and clinical screening in families with hereditary hemorrhagic telangiectasia. *Am J Med Genet.* 2005 Aug 30;137(2):153-160.
176. Ritvo P, Irvine J, Naglie G, Tomlinson G, Bezjak A, Matthew A, Trachtenberg J, **Krahn M**. Reliability and validity of the PORPUS, a combined psychometric and utility-based quality-of-life instrument for prostate cancer. *J Clin Epidemiol.* 2005 May;58(5):466-74.
177. Ritvo P, Wilson K, Willms D, Upshur R, Goldman A, Kelvin D, Rosenthal KL, Rinfret A, Kaul R, **Krahn M**; CANVAC Sociobehavioural Study Group. Vaccines in the public eye. *Nat Med.* 2005 Apr;11(4 Suppl):S20-4.
178. Thein HH, **Krahn M**, Kaldor JM, Dore GJ. Estimation of utilities for chronic hepatitis C from SF-36 scores. *Am J Gastroenterol.* 2005 Mar;100(3):643-51.
179. **Krahn M**, John-Baptiste A, Yi Q, Doria A, Remis RS, Ritvo P, Friedman S. Potential cost-effectiveness of a preventive hepatitis C vaccine in high risk and average risk populations in Canada. *Vaccine.* 2005 Feb 18;23(13):1549-58.
180. Benedikt F, Wayne J, **Krahn M**, Jurgen R. Differences and over-time changes in levels of prescription opioid analgesic dispensing from retail pharmacies in Canada, 2005-2010. *J Pharmacoepidemiology and Drug Safety*, [Epub July 13, 2011]
181. Kennedy ED, Urbach DR, **Krahn M**, Steinhart AH, Cohen Z, McLeod RS. Azathioprine or ileocolic resection for steroid-dependent terminal ileal Crohn's disease? A Markov analysis. *Dis Colon Rectum.* 2004 Dec;47(12):2120-30.
182. Alibhai SM, **Krahn M**, Fleshner NE, Cohen MM, Tomlinson GA, Naglie G. The association between patient age and prostate cancer stage and grade at diagnosis. *BJU Int.* 2004 Aug;94(3):303-6.
183. Volk RJ, Cantor SB, Cass AR, Spann SJ, Weller SC, **Krahn M**. Preferences of husbands and wives for outcomes of prostate cancer screening and treatment. *J Gen Intern Med.* 2004 Apr;19(4):339-48.
184. John-Baptiste A, Naglie G, Tomlinson G, Alibhai SM, Etchells E, Cheung A, Kapral M, Gold WL, Abrams H, Bacchus M, **Krahn M**. The effect of English language proficiency on length of stay and in-hospital mortality. *J Gen Intern Med.* 2004 Mar;19(3):221-8.
185. **Krahn M**, Wong JB, Heathcote J, Scully L, Seeff L. Estimating the prognosis of hepatitis C patients infected by transfusion in Canada between 1986 and 1990. *Med Decis Making.* 2004 Jan-Feb;24(1):20-9
186. Yi Q, Wang PP, **Krahn M**. Improving the accuracy of long-term prognostic estimates in hepatitis C virus infection. *J Viral Hepat.* 2004 Mar;11(2):166-74.
187. Marras C, Lang A, **Krahn M**, Tomlinson G, Naglie G; Parkinson Study Group. Quality of life in early Parkinson's disease: impact of dyskinesias and motor fluctuations. *Mov Disord.* 2004 Jan;19(1):22-8

188. Alibhai SM, **Krahn M**, Cohen MM, Fleshner NE, Tomlinson GA, Naglie G. Is there age bias in the treatment of localized prostate carcinoma? *Cancer*. 2004 Jan 1;100(1):72-81.
189. Schwartz K, Alibhai S, **Krahn M**, Tomlinson G, Naglie G. Continued under-treatment of older men with localized prostate cancer. *Journal of Urology* 2003 Nov;62:860-865.
190. Ritvo P, Irvine J, Klar N, Wilson K, Brown L, Bremner KE, Rinfret A, Remis R, **Krahn M**. A Canadian national survey of attitudes and knowledge regarding preventive vaccines. *J Immune Based Ther Vaccines*. 2003 Nov 5;1(1):3.
191. **Krahn M**, Chapman KR. Economic issues in the use of office spirometry for lung health assessment. *Can Respir J*. 2003 Sep;10(6):320-6.
192. Alibhai SM, Naglie G, Nam R, Trachtenberg J, **Krahn M**. Do older men benefit from curative therapy of localized prostate cancer? *J Clin Oncol*. 2003 Sep 1;21(17):3318-27.
193. Nam RK, Jewett MA, **Krahn M**, Robinette MA, Tsihlias J, Toi A, Ho M, Evans A, Sweet J, Trachtenberg J. Delay in surgical therapy for clinically localized prostate cancer and biochemical recurrence after radical prostatectomy. *Can J Urol*. 2003 Jun;10(3):1891-8.
194. Maetzel A, **Krahn M**, Naglie G. The cost effectiveness of rofecoxib and celecoxib in patients with osteoarthritis or rheumatoid arthritis. *Arthritis Rheum*. 2003 Jun 15;49(3):283-92.
195. Nordmann AJ, **Krahn M**, Logan AG, Naglie G, Detsky AS. The cost effectiveness of ACE inhibitors as first-line antihypertensive therapy. *Pharmacoeconomics*. 2003;21(8):573-85.
196. Wang P, Yi Q, Scully L, Heathcote J, **Krahn M**. Indications for interferon/ribavirin therapy in hepatitis C patients: findings from a survey of Canadian hepatologists. *Can J Gastroenterol*. 2003 Mar;17(3):183-6.
197. Chong CA, Gulamhussein A, Heathcote EJ, Lilly L, Sherman M, Naglie G, **Krahn M**. Health-state utilities and quality of life in hepatitis C patients. *Am J Gastroenterol*. 2003 Mar;98(3):630-8.
198. **Krahn M**, Ritvo P, Irvine J, Tomlinson G, Bremner KE, Bezjak A, Trachtenberg J, Naglie G. Patient and community preferences for outcomes in prostate cancer: implications for clinical policy. *Medical Care*. 2003 Jan;41(1):153-64.
199. Jassal SV, **Krahn M**, Naglie G, Zaltzman JS, Roscoe JM, Cole EH, Redelmeier DA. Kidney transplantation in the elderly: a decision analysis. *J Am Soc Nephrol*. 2003 Jan;14(1):187-96.
200. Taylor MC, Greig PD, Detsky AS, McLeod RS, Abdoh A, **Krahn M**. Factors associated with the high cost of liver transplantation in adults. *Can J Surg*. 2002 Dec;45(6):425-34.
201. **Krahn M**, Bremner KE, Asaria J, Alibhai SM, Nam R, Tomlinson G, Jewett MA, Warde P, Naglie G. The ten-year rule revisited: accuracy of clinicians' estimates of life expectancy in patients with localized prostate cancer. *Urology* 2002 Aug; 60(2):258-63.
202. Silberfeld M, Rueda S, **Krahn M**, Naglie G. Content validity for dementia of three generic preference based health related quality of life instruments. *Qual Life Res*. 2002 Feb;11(1):71-9.
203. Klaassen RJ, Doyle JJ, **Krahn M**, Blanchette VS, Naglie G. Initial bone marrow aspiration in childhood idiopathic thrombocytopenia: decision analysis. *J Pediatr Hematol Oncol*. 2001 Nov;23(8):511-8.
204. **Krahn M**, Ritvo P, Irvine J, Tomlinson G, Bezjak A, Trachtenberg J, Naglie G. Construction of the Patient-Oriented Prostate Utility Scale (PORPUS): a multiattribute health state classification system for prostate cancer. *Journal of Clinical Epidemiology* 2000 Sep;53(9):920-30.
205. Nam RK, Elhaji Y, **Krahn M**, Hakimi J, Ho M, Chu W, Sweet J, Trachtenberg J, Jewett MA, Narod SA. Significance of the CAG repeat polymorphism of the androgen receptor gene in prostate cancer progression. *Journal of Urology* 2000 Aug;164(2):567-72.
206. Mozurkewich EL, Naglie G, **Krahn M**, Hayashi RH. Predicting preterm birth: a cost-effectiveness analysis. *Am J Obstet Gynecol* 2000 Jun;182(6):1589-98.
207. Dowling AJ, Czaykowski PM, **Krahn M**, Moore MJ, Tannock IF. Prostate specific antigen response to mitoxantrone and prednisone in patients with refractory prostate cancer: prognostic factors and generalizability of a multicenter trial to clinical practice. *Journal of Urology* 2000 May 163(5):1481-5.
208. Naglie G, Tansey C, **Krahn M**, O'Rourke K, Detsky AS, Bolle H. Direct costs of coronary artery bypass grafting in patients aged 65 or more and those under 65. *Canadian Medical Association Journal* 1999 Mar 23;160(6):805-811.
209. Grover S, Zowall H, **Krahn M**. Prostate Cancer: 12. The economic burden. *Canadian Medical*

Association Journal 1999 Mar 9;160(5):685-90.

210. **Krahn M**, Coombs A, Levy I. Current and projected annual direct costs of screening asymptomatic men for prostate cancer using prostate specific antigen. *Canadian Medical Association Journal* 1999 Jan 12;160(1):49-57.
211. **Krahn M**, Guasparini R, Sherman M, Detsky AS. Costs and cost effectiveness of a universal, school-based, adolescent hepatitis B vaccination program. *American Journal of Public Health*. 1998 Nov;88(11):1638-1644.
212. Nam R, Jewett M, **Krahn M**. Prostate Cancer: 2. Natural history. *Canadian Medical Association Journal* 1998 Sep 22;159(6):685-91.
213. Bloomfield DJ, **Krahn M**, Neogi T, Panzarella T, Smith TJ, Warde P, Willan AR, Erst S, Moore MJ, Neville A, Tannock IF. Economic evaluation of chemotherapy with mitoxantrone plus prednisone for symptomatic, hormone-resistant prostate cancer based on a Canadian Trial with palliative endpoints. *Journal of Clinical Oncology* 1998 Jun;16(6):2272-2279.
214. **Krahn M**, Naglie G, Naimark D, Redelmeier DA, Detsky AS. Primer on Medical Decision Analysis: Part 4 - Analyzing the Model and Interpreting the Results. *Medical Decision Making* 1997 Apr-Jun;17:142-151.
215. Naimark D, **Krahn M**, Naglie G, Redelmeier DA, Detsky AS. Primer on Medical Decision Analysis: Part 5 - Working with Markov Processes. *Medical Decision Making* 1997 Apr-Jun;17(2):152-159.
216. Redelmeier DA, Detsky AS, **Krahn M**, Naimark D, Naglie G. Guidelines for Verbal Presentations of Medical Decision Analyses. *Medical Decision Making* 1997 Apr-Jun; 17(2):228-230.
217. Detsky AS, Naglie G, **Krahn M**, Naimark D, Redelmeier DA. Primer on Medical Decision Analysis: Part 1 - Getting Started. *Medical Decision Making* 1997 Apr-Jun;17:123-125.
218. Detsky AS, Naglie G, **Krahn M**, Redelmeier DA, Naimark D. Primer on medical Decision Analysis: Part 2 - Building a Tree. *Medical Decision Making* 1997 Apr-Jun;17:126-135.
219. Naglie G, **Krahn M**, Naimark D, Redelmeier DA, Detsky AS. Primer on Medical Decision Analysis: Part 3 - Estimating Probabilities and Utilities. *Medical Decision Making* 1997 Apr-Jun;17:136-141.
220. **Krahn M**, Berka C, Langlois P, Detsky A. Direct and indirect costs of asthma in Canada, 1990. *Canadian Medical Association Journal* 1996 Mar 15;154:821-831.
221. **Krahn M**, Naglie G. Principles of economic evaluation in cancer screening. *Cancer Treat Res*. 1996;86:25-40.
222. **Krahn M**, Mahoney J, Trachtenberg J, Eckman M, Pauker S, Detsky AS. Screening for prostate cancer: A decision analytic view. *Journal of the American Medical Association* 1994;272(10):773-780.
223. **Krahn M**, Detsky AS. Should Canada and the United States universally vaccinate infants against hepatitis B? A cost-effectiveness analysis. *Med Decis Making*. 1993 Jan-Mar;13(1):4-20.
224. **Krahn M**, Detsky AS. Universal hepatitis B vaccination: the economics of prevention. *Canadian Medical Association Journal*: 1992;146(1):19-20.
225. **Krahn M**, Naylor CD, Basinski AS, Detsky AS. Comparison of an aggressive (U.S.) and conservative (Canadian) policy for cholesterol screening and treatment. *Annals of Internal Medicine* 1991;115(4):248-55.
226. **Krahn M**. Principles of Economic Evaluation in Surgery. *World Journal of Surgery*. 1999 Dec;23(12):1242-48.
227. Ritvo P, **Krahn M**, Magistretti A, Irvine J, Naglie G, Trachtenberg J. Comprehensively assessing the burden of prostate cancer. *Canadian Journal of Urology* 1996. 3:11-16.
228. **Krahn M**. Cost effectiveness analysis. Are the outputs worth the inputs? *ACP J Club*. 1996 May-Jun;124(3):82.
229. **Krahn M**. Trying to link recommendations to evidence. *Abstracts of Clinical Care Guidelines*. 1996 May;8(5):
230. **Krahn M**. Dying with or dying from prostate cancer: A decision-analytic view of the screening question. *Chronic Diseases in Canada*; 1995;Vol 16:S7-S11.
231. Ritvo P, **Krahn M**, Irvine J, Kraetschmer N, Trachtenberg J: The sociobehavioural side of prostate cancer treatment. *Prostate Update* 1995;1(4):4-5.
232. Detsky AS, Naglie IG, **Krahn M**. Clinical Decision Analysis. *Annals of the Royal College of*

Physicians and Surgeons of Canada 1994;27:157-159.

233. **Krahn M.** Cost effectiveness of asthma education. Chest 1994;106 (suppl. 4):264S-269S.
234. **Krahn M.** Issues in the cost-effectiveness of asthma education. Chest. 1994 Oct;106(4 Suppl):264S-269S. PubMed PMID: 7924554
235. Mahoney J, **Krahn M.** Decision Analysis for Localized Prostate Cancer. Canadian Journal of Continuing Medical Education 1994;6:45-60.
236. **Krahn M**, Detsky AS. Universal infant vaccination for hepatitis B in North America: A cost effectiveness analysis. Medical Decision Making 1993;13:4-20.
237. **Krahn M**, Gafni A. Discounting in the economic evaluation of health care interventions. Medical Care, May 1993;31(5); 403-18.

Reports

Xie XQ, Wang M, Schaink A, Krahn M. Pulmonary Rehabilitation for Prostate Exacerbations of Chronic Obstructive Pulmonary Disease (COPD): A Cost-Effectiveness and Budget Impact Analysis. Health Quality Ontario. February 2015; pp. 1-47.

Five Most Significant Papers

1. **Krahn M**, Ritvo P, Naglie G, Irvine J, Bezjak A, Trachtenberg J. Construction of PORPUS: an Empirically Derived, Multi-attribute Health State Classification System for Prostate Cancer. Journal of Clinical Epidemiology.2000;53:920-930.

A methodologically innovative approach to constructing a family of health status instruments based on a common health state classification system. This paper describes the construction of the classification system. This system has been used to develop i) a disease specific psychometric instrument; ii) a disease specific utility instrument, requiring direct preference elicitation; iii) a disease specific utility instrument that incorporates patient-derived weights, such that valid utilities can be generated by completing a 10 item questionnaire.

2. **Krahn M**, Mahoney J, Trachtenberg J, Eckman M, Pauker S, Detsky AS. Screening for Prostate Cancer: A Decision Analytic View. Journal of the American Medical Association 1994;272:773-780.

Suggested that screening for prostate cancer may reduce health overall. Highly controversial, widely cited (>400 times), generated intense media attention, quoted and cited in numerous screening guidelines.

3. **Krahn M et. al.** Primer on medical decision analysis: Part 4 - Analyzing the model and interpreting the results. Medical Decision Making 17.2 (1997):142-151

Together with several collaborators we wrote a widely used 5 - part primer on how to conduct medical decision analysis. The primer has been used in many decision modeling courses, and has been cited over 800 times.

4. Thein HH et. al. Estimation of stage-specific fibrosis progression rates in chronic hepatitis C virus infection: a meta analysis and meta regression. Hepatology 48.2 (2008): 418-431.

This paper represents a world wide review of the literature of HCV prognosis, using a set of innovative methods. It is used in nearly all current HCV pharmacoeconomic models. This and a companion paper on HCV prognosis in coinfecting patients has been cited over 450 times.

5. **Krahn M**, Naglie G. The next step in guideline development: incorporating patient preferences. JAMA 300.4 (2008): 436-438.

This editorial suggested a new direction in the development of clinical practice guidelines, that involves

Non-Refereed Publications

1. Paulden M, Bergstrom N, Horn S, Rapp M, Barrett R, Watkiss M, Pham B, **Krahn M**. Turning for Ulcer Reduction (TURN) Study: Economic analysis. THETA Report TR 2013.2. (not available on web)
2. Rac V, Wong J, Brooker AS, Mitsakakis N, Pham B, Carcone S, **Krahn M**. Pressure ulcer multi-disciplinary Teams via Telemedicine (PUMTT): A pragmatic randomised controlled trial in long-term care - THETA Collaborative. THETA Report TR 2013.1. (not available on web)
3. Bergstrom N, Horn S, Pat M, Stern A, Barrett R, Watkiss M, **Krahn M**. Preventing Pressure Ulcers: A multi-site RCT in nursing homes. THETA Report TR 2012.1. June 2012
4. THETA Cardiac Group. Heart Failure (Multi-Disciplinary Community Care) Clinics field evaluation. THETA Report TR 2011.3
5. Brooker AS, Carcone S, Witteman W, **Krahn M**. Integrating quantitative preference-related evidence into HTA: The case of ventilation for COPD. THETA Report TR 2011.2. October 2011.
6. Trubiani G, Pham B, Stern A, Carcone S, Rosen L, **Krahn M**. Specialized multidisciplinary community-based care for chronic wounds: a field evaluation. THETA Report TR 2011.1. August 2011.
7. Wijesundera H, Machado M, Farahti F, Wang X, Witteman W, van der Velde G, Tu J, Lee D, Goodman S, Petrella R, O'Flaherty M, **Krahn M**, Capewell S. Ontario IMPACT model. THETA Report TR 2010.1. January 2010
8. Relative cost-effectiveness of five non-invasive cardiac imaging Technologies for diagnosing coronary artery disease in Ontario - Toronto Health Economics and Technology Assessment Collaborative. THETA Report TR 2010.2. March 2010
9. Chen W, **Krahn M**. Cost-effectiveness of epidermal growth factor receptor gene mutation testing for patients with advanced non-small cell lung cancer living in Ontario. THETA Report TR 2010.3. November 2010.
10. Ieraci L, **Krahn M**. Cost-effectiveness of KRAS Genetic Testing for Anti-EGFR Therapy in metastatic colorectal cancer. THETA Report TR 2010.4. November 2010.
11. Paulden M, Franek J, Pham B, **Krahn M**. Cost-effectiveness of Oncotype-DX guided treatment in early breast cancer. THETA Report TR 2010.5. November 2010.
12. van der Velde G, Bombardier C, Ieraci L, **Krahn M**, Machado M, Pham B, Witteman W. Cost-effectiveness of biologic response modifiers compared to disease modifying anti-rheumatic drugs for adults with rheumatoid arthritis: Systematic review of economic evaluations. THETA Report TR 2009.4. December 2009.
13. Pham B, Teague L, Mahoney J, Goodman L, Poss J, Li J, Sikich N, Lourenco R, Ieraci L, Witteman W, Carcone S, **Krahn M**. The cost-effectiveness of pressure-redistribution mattresses for early prevention of pressure ulcers in patients admitted to hospitals via the emergency department. THETA Report TR 2009.3. December 2009.
14. Wijesunder H, Machado M, Wang X, van der Velde G, Sikich N, Witteman W, Tu J, Lee D, Goodman S, Petrella R, O'Flaherty M, Capewell S, **Krahn M**. Community-based care for the specialized management of heart failure: A cost-effectiveness and budget impact analysis. THETA Report TR 2009.2. November 2009.
15. **Krahn M**, Pham B, Stern A, John-Baptiste A, Bayoumi A, Carcone S, Chen W, Farahati F, Gomes T, Goodman L, Li J, Lourenco R, Machado M, Mahoney J, Poss J, Sander B, Sikich N, Teague L, Thein R, Wodchis W, Woo Gloria. Pressure Ulcer Prevention in Ontario Emergency Rooms Ontario Health Technology Advisory Committee, Toronto 2009.
16. **Krahn M**, Pham B, Stern A, John-Baptiste A, Bayoumi A, Carcone S, Chen W, Farahati F, Gomes T, Goodman L, Li J, Lourenco R, Machado M, Mahoney J, Poss J, Sander B, Sikich N, Teague L, Thein R, Wodchis W, Woo Gloria. Risk Assessment and Alternative Foam Mattresses to Prevent Pressure Ulcers in Long-Stay Clients of Ontario Community Care Access Centres Ontario Health Technology Advisory Committee, Toronto 2009
17. **Krahn M**, Pham B, Stern A, John-Baptiste A, Bayoumi A, Carcone S, Chen W, Farahati F, Gomes T,

- Goodman L, Li J, Lourenco R, Machado M, Mahoney J, Poss J, Sander B, Sikich N, Teague L, Thein R, Wodchis W, Woo Gloria. The cost-effectiveness of prevention strategies for pressure ulcers in long-term care homes in Ontario Ontario Health Technology Advisory Committee, Toronto 2009.
18. **Krahn M**, Pham B, Stern A, John-Baptiste A, Bayoumi A, Carcone S, Chen W, Farahati F, Gomes T, Goodman L, Li J, Lourenco R, Machado M, Mahoney J, Poss J, Sander B, Sikich N, Teague L, Thein R, Wodchis W, Woo Gloria. Pressure Ulcer Prevention in Surgical Patients in Ontario Ontario Health Technology Advisory Committee, Toronto 2009.
 19. **Krahn M**, van der Velde G, Ieraci L, Machado M, Paulden M, Witteman W. Cost-effectiveness of non-invasive cardiac imaging technologies compared to invasive coronary angiography in persons presenting with stable chest pain suspected of having coronary artery diseases: systematic review of economic evaluations.
 20. **Krahn M**, Machao M, Farahati F, Ieraci L, Pham B, van der Velde G, Wijesundera H, Witteman W, Tu J, Capewell S, Goodman S, Goeree R, Lee D, O'Flaherty M, Petrella R. The Ontario Cardiovascular Economic Model (OCVEM). Ontario Health Technology Advisory Committee, Toronto 2009.
 21. **Krahn M**, Machao M, Farahati F, Ieraci L, Pham B, van der Velde G, Wijesundera H, Witteman W, Tu J, Capewell S, Goodman S, Goeree R, Lee D, O'Flaherty M, Petrella R. A cost-effectiveness analysis was conducted by comparing the standard care cohort versus a hypothetical cohort of HF clinic patients. Ontario Health Technology Advisory Committee, Toronto 2009.
 22. Pham B, Teague L, Mahone J, Goodman L, Stern A, Poss J, Li J, Sikich N, Lourenco R, Ieraci L, Witteman W, **Krahn M**. The cost-effectiveness of gel-filled overlays for the prevention of pressure ulcers in surgical patients. THETA Report TR 2009.1. November 2009.
 23. **Krahn M**, William W, van der Velde G, Beyene J, Bombardier C, Ieraci L, Machado M, Pham B. Cost-effectiveness of Biologic Response Modifiers Compared to Disease Modifying Anti-Rheumatic Drugs for Adults with Rheumatoid Arthritis: Systematic Review of Economic Evaluations. Ontario Health Technology Advisory Committee, Toronto 2009.
 24. Bayoumi A, John-Baptiste A, Chen M, Farahati F, **Krahn M**, Machado M, Sander B. The cost-effectiveness of prevention strategies for pressure ulcers in longterm care homes in Ontario: Projections of the Ontario Pressure Ulcer Model. THETA Report TR 2008.1. December 2008
 25. **Krahn M**, McLachlin M, Rosen B, Sander B, Grootendorst P, Tomlinson G, John-Baptiste A, Frikemerid M. Hong Chen M, Woo G, Anonychuk A, Carcone S, Witteman H, Chen W, Liu K, Sampson M, Tricco A. Systematic review and cost-effectiveness analysis of screening for cervical cancer using liquid-based technology. [Technology overview number 40]. Ottawa: Canadian agency for Drugs and Technologies in Health; 2008.
 26. Iowa prostate cancer consensus recommendation development committee (Konety B, **Krahn M**, Sharpe V, Albertson P, et. al.). Recommendations for screening and management of prostate cancer in men > 75 years of age. June 2005, Iowa Department of Public Health.
 27. **Krahn M**, Yi Q, Wang P, Sherman M, Scully L, Heathcote EJ. Estimating the prognosis of Canadians infected with the hepatitis C virus through the blood supply, 1986-1990. Second revision of prognostic model incorporating data from the compensation claimant cohort. Toronto: University of Toronto; 2005. 151 pp
 28. Ontario Ministry of Health and Long Term Care (Smith T, Sherman M, **Krahn M** et. al.). Ontario's use of funding provided by the federal hepatitis C undertaking agreement. Ontario Ministry of Health, Nov 24, 2004. 35 pp
 29. **Krahn M**, Wang P, Yi Q, Scully L, Heathcote EJ. Estimating the prognosis of Canadians infected with the hepatitis C virus through the blood supply, 1986-1990 first revision of prognostic model incorporating data from the compensatn claimant cohort. Prognosis of Canadians infected with the hepatitis C virus. Toronto: University of Toronto; 2002 June 3. 133 pp.
 30. **Krahn M**, Remis R, Hogg R, et al. Universal hepatitis A vaccination for adolescents and children in Canada: A cost effectiveness analysis. Toronto; Health Canada 2001.
 31. **Krahn M**, Heathcote J, Scully L, Seeff L, Wong J. Estimating the Prognosis of Hepatitis C Patients Infected by Transfusion in Canada between 1986 and 1990. Canadian Association for the Study of the Liver Working Group on Hepatitis C Prognosis. Report to Federal, Provincial, and Territorial Governments,

and Hepatitis C plaintiffs. March 1999.

32. **Krahn M.** Review. Plasma hepatitis B vaccine is safe and effective for health-care workers. ACP Journal Club. March/ April 1998.
33. **Krahn M,** Sherman M, Hogg R, Remis R. Estimating the number of patients infected with HCV through the blood supply, 1986-1990. Report to Health Canada.
34. **Krahn M.** Review: Simvastatin therapy had favorable cost effectiveness ratios in lowering cholesterol levels in coronary heart disease. ACP Journal Club. July/August 1997.
35. **Krahn M.** Review: Simvastatin was cost effective in lowering cholesterol in coronary heart disease. ACP Journal Club, July-August 1997, p.21.
36. **Krahn M.** Review: costs of the 4S study. Evidence Based Medicine. November/December 1996, p.221.
37. **Krahn M,** Coombs A, Levy I. The impact of screening asymptomatic men for prostate cancer using prostate specific antigen: background, current status, projected costs and health effects, and proposed governmental response. Report to the National Cancer Institute of Canada, March 1996
38. **Krahn M.** Book Review: Cost Effectiveness in Health and Medicine, Annals of the Royal College of Physicians and Surgeons, in press
39. **Krahn M.** Review: Simvastatin reduced the costs of coronary heart disease. Evidence Based Medicine, November/December 1996, p.221
40. **Krahn M.** Review: Multicenter Italian Pravastatin Trial. ACP Journal Club. (suppl.3):77, 1994.
41. **Krahn M.** Review: A reappraisal of hepatitis B virus vaccination strategies using cost-effectiveness analysis. ACP Journal Club, 118 (suppl 3): 93, 1993..
42. **Krahn M,** Gafni A. Discounting in the economic evaluation of health care interventions: from practice to theory to practice. McMaster Working Paper 92-2. Working paper series, Centre for Health Economics and Policy Analysis, May 1992.
43. **Krahn M.** Review: Alpha-Interferon for Chronic Hepatitis B: a Meta-analysis. ACP Journal Club.
44. **Krahn M et al.** The cost-effectiveness of prevention strategies for pressure ulcers in long-term care homes in Ontario: Projections of the Ontario Pressure Ulcer Model. THETA Report. December 2008
45. **Krahn M et al.** The cost-effectiveness of gel-filled overlays for the prevention of pressure ulcers in surgical patients. THETA Report. November 2009
46. **Krahn M et al.** Community-based care for the specialized management of heart failure: A cost-effectiveness and budget-impact analysis. THETA Report. November 2009
47. **Krahn M et al.** Cost-effectiveness of biologic response modifiers compared to disease modifying anti-rheumatic drugs for adults with rheumatoid arthritis: Systematic review of economic evaluations. THETA Report. December 2009
48. **Krahn M et al.** Cost-effectiveness of pressure-redistribution mattresses for early prevention of pressure ulcers in patients admitted to hospitals via emergency departments. THETA Report. December 2009

Book Chapters - Published or In Press

1. David Feeny, **Murray Krahn**, Lisa Prosser, and Joshua Salomon, "Identifying and Valuing Outcomes" Chapter for Panel II Edition, 2nd Panel on Cost-effectiveness in Health and Medicine. 2013 The University of California.
2. **Krahn M,** Neumann P, Prosser L. Cost Effectiveness Analysis as a Guide to Resource Allocation in Health: Roles and Limitations. Chapter for Panel II Edition, 2nd Panel on Cost-effectiveness in Health and Medicine 2013 The University of California.
3. Basu A, **Krahn M,** Kuntz K, meltzer D, Sculpher M. "Reflecting Uncertainty in Cost Effectiveness Analysis". Chapter for Panel II Edition, 2nd Panel on Cost-effectiveness in Health and Medicine 2013 The University of California.
4. **Krahn, Murray,** Karen E. Bremner, George Tomlinson, Paul Ritvo, Jane Irvine, and Gary Naglie, "Responsiveness of Disease-Specific and Generic Utility Instruments in Prostate Cancer Patients." Quality of Life Research , Vol. 16, No. 3, April, 2007, pp 509 - 522. [HUI2; HUI3; Construct Validity; Responsivene

5. Thein HH, Yi Q, **Krahn M**. Estimating the prognosis of Canadians infected with the hepatitis C virus through the blood supply, 1986-1990. Fourth Revision of Hepatitis C Prognostic Model Incorporating Data From the Compensation Claimant Cohort. April 2011.
6. **Krahn M**, John-Baptiste A. Common errors made in conducting decision analyses. Encyclopedia of Medical Decision Making, Kattan M (Ed.) Sage. 2009;
7. **Krahn M**, Sherman M, Hogg R, Remis R. Estimating the number of patients infected with HCV through the blood supply, 1986-1990. Report to Health Canada. 2007
8. **Krahn M**, Sherman M, Hogg R, Remis R, Zhou S, Wu J. Universal hepatitis A vaccination for adolescents and children in Canada: a cost-effectiveness and cost-utility analysis. Report to Health Canada.
9. **Krahn M**, Wang P, Yi Q, Scully L, Heathcote J. Estimating the Prognosis of Canadians Infected With the Hepatitis C Virus Through the Blood Supply, 1986-1990: First Revision of Prognostic Model Incorporating Data From the Compensation Claimant Cohort. Report for the 1986-90 Compensation Claimants, Federal, Provincial, and Territorial Governments. 2000
10. **Krahn M**, Wang P, Yi Q, Scully L, Sherman M, Heathcote J. Estimating the prognosis of Canadians infected with the hepatitis C virus through the blood supply, 1986-1990. Second Revision of HCV Prognostic Model Incorporating Data from the Compensation Claimant Cohort. Toronto: University Health Network, May 2005.
11. **Krahn M**, Wong JB, Heathcote J, Scully L, Seeff L. Estimating the prognosis of hepatitis C patients infected by transfusion in Canada between 1986 and 1990. Med Decis Making 2004;24:20-29
12. **Krahn M**, Heathcote J, Scully L, Wang P, Yi Q. Estimating the prognosis of hepatitis C patients infected by transfusion in Canada between 1986 and 1990.
13. **Krahn M**, Heathcote J, Scully L, Seeff L, Wong J. Estimating the Prognosis of Hepatitis C Patients Infected by Transfusion in Canada between 1986 and 1990. Canadian Association for the Study of the Liver Working Group on Hepatitis C Prognosis. Report to Federal, Provincial, and Territorial Governments, and Hepatitis C plaintiffs. March 1999.
14. Nam RK, Jewett MAS, **Krahn M**. Natural History. Chapter 2 in, Prostate Cancer: balancing the risks in diagnosis and treatment. The Clinical Basics Series. Canadian Medical Association 1999;9-20.
15. Grover, Steven A, Zowall Hanna, Coupal, **Krahn M**. The Economic Burden. Chapter 12, in Prostate Cancer: balancing the risks in diagnosis and treatment. The Clinical Basics Series. Canadian Medical Association 1999;143-154.
16. **Krahn M**. Review. Plasma hepatitis B vaccine is safe and effective for health care workers. ACP Journal Club. March/ April 1998.
17. **Krahn M**. Review: Simvastatin therapy had favorable cost effectiveness ratios in lowering cholesterol levels in coronary heart disease. ACP Journal Club 1997; 128: 45.
18. **Krahn M**. Review: Simvastatin was cost effective in lowering cholesterol in coronary heart disease. ACP Journal Club 1997; 127: 21.
19. **Krahn M**. Review: costs of the 4S study. Evidence Based Medicine 1996;1: 221.
20. **Krahn M**. Review: Simvastatin reduced the costs of coronary heart disease. Evidence Based Medicine 1996; 1: 221.
21. **Krahn M**, Levy I. Projected costs and health effects of PSA screening in Canada. Report to the National Cancer Institute of Canada, March 1996.
22. **Krahn M**, Naglie G. Principles of economic evaluation in screening programs. A. Miller ed Advances in Cancer Screening. Kluwer Academic Publishers, Boston 1996.
23. **Krahn M**, DiGiuseppi C. Hepatitis B Immunization in Childhood. Chapter 35 in The Canadian Guide to Clinical Preventive Health Care. The Canadian Task Force on the Periodic Health Examination. Ministry of Supply and Services Canada. Health Canada 1994; 397-403.
24. **Krahn M**. Review: Multicenter Italian Pravastatin Trial. ACP Journal Club. (suppl.3):77, 1994.
25. Maetzel A, **Krahn M**, Naglie G. Economic Evaluation of COX-2 NSAIDS in Canada. Technology Report, Canadian Coordinating Office for Health Technology Assessment (in press, peer reviewed)
26. **Krahn M**. Review: A reappraisal of hepatitis B virus vaccination strategies using cost-effectiveness

analysis. ACP Journal Club, 118 (suppl 3): 93, 1993.

27. **Krahn M.** Review: A reappraisal of hepatitis B virus vaccination strategies using cost-effectiveness analysis. ACP Journal Club 1993,118 (suppl 3):93.
28. **Krahn M.** Review: Alpha-Interferon for Chronic Hepatitis B: a Meta-analysis. ACP Journal Club.
29. **Krahn M, Gafni A.** Discounting in the economic evaluation of health care interventions: from practice to theory to practice. McMaster Working Paper 92-2. Working paper series, Centre for Health Economics and Policy Analysis, May 1992.

Commentary

1. **Krahn M, Chen D.** Ribavirin monotherapy for chronic hepatitis C infection: a Cochrane Hepato-Biliary Group systematic review and meta-analysis of randomized trials by Brok J, Gluud LL, Gluud C. A J Gastroenterol 2006;101:842-7

Abstracts Submitted

1. Dolovich L, Consiglio G, Abrahamyan L, Bojarski E, MacKeigan L, Pechlivanoglou P, Pojskic N, Rac V, Su J, **Krahn M**, Cadarette S. Ontario MedsCheck annual pharmacy medication review service: a comparison between initial and well established implementation periods. ICPE 2015 in Boston August 23-26, 2015.
2. Pechlivanoglou P, Abrahamyan L, MacKeigan L, Dolovich L, Consiglio G, Rac V, Shin J, Grootendorst P, Bojarski E, Cadarette S, **Krahn M.** Predictors of Ontario's Medication review program (MedsCheck Annual Service) Utilization Among Ontario Seniors. ICPE 2015 in Boston, Aug 23 - 26, 2015.
3. Hunger T, Schnell-Inderst P, Mayer A, Luzak A, Buhn S, Rochau U, Jahn B, Brixner D, Garrison L, **Krahn M**, Payne K, Clifford T, Steyerberg E, Lee Mortensen G, Dietz B, Pugner K, Hebborn A, Endel G, Siebert U. Results of an International Expert Task Force on a Health Technology Assessment Framework for Personalized Medicine in Cancer. HTAi 2015 in Oslo.
4. Krahn M, Giacomini M, Miller F, Bayoumi A, Goeree R, Wagner F. Developing The Ontario Decision Framework (ODF): Basing decisions on clinical evidence, opportunity cost, and social values. HTAi 2015 in Oslo.
5. van der Velde G, Paulden M, Ieraci L, Wijeyesundera H, Witteman W, **Krahn M.** Cost-effectiveness of Non-invasive Cardiac Imaging Technologies in Outpatients with Suspected Coronary Artery Disease. 33rd Annual Meeting of the Society of Medical Decision Making. *Medical Decision Making* 2012;32:E126-7.
6. van der Velde G, Paulden M, Ieraci L, Wijeyesundera H, Witteman W, **Krahn M.** Cost-effectiveness of Non-invasive Cardiac Imaging Technologies in Outpatients with Suspected Coronary Artery Disease. 2012 CADTH (Canadian Agency for Drugs and Technologies in Health) Symposium 'Evidence Matters: Outcomes, Efficiency, Impact'. Conference Proceedings - Concurrent Oral Session B5 (Cardiovascular), page 39.
7. Bouchard M, **Krahn M** et al. Alleviating the injury burden by improving access to orthopaedic medical devices: A case study of Uganda. 2012 AAOS Annual Meeting.
8. Pham B, Tomlinson G, Grootendorst P, Witteman W, Wijeyesundera H, **Krahn M.** A Systematic Approach to Calibration Analysis of Decision Models for Health Technology Assessment. 31st Annual Meeting of the Society for Medical Decision Making (SMDM), October 18, 2009 at Hollywood (Los Angeles), California, USA.
9. Wijeyesundera H, Ko D, Tomlinson G, **Krahn M.** Medical Therapy versus Percutaneous Coronary Intervention in Symptomatic Coronary Artery Disease: Decision Analysis and Economic Evaluation. Canadian Cardiology Congress, October 26th 2009 at Edmonton, Canada
10. Wijeyesundera HC, Machado M, Witteman W, Farahati F, van der Velde G, Tu J, Lee DS, Goodman S, Petrella R, O'Flaherty M, Capewell S, **Krahn M.** Reductions in coronary heart disease mortality associated with changes in risk factors in Ontario between 1994 and 2005. Submitted to The Canadian Cardiovascular

Congress - CCC, October 24 to 28, 2009 in Edmonton, AB

11. Chen W, Zagorski B, Krajden M, Heathcote J, **Krahn M**. Population-Derived Estimates of Direct Medical Costs Among Late-Stage Hepatitis C Patients with Diabetes. Canadian Agency for Drugs and Technologies in Health (CADTH) Symposium 2009, April 5, 2009, Ottawa, Canada
12. van der Velde G, Llewellyn-Thomas H, Hogg-Johnson S, Hurwitz E, Côté P, Cassidy D, **Krahn M**. Neck Pain Patients' Evaluative Scores for their Current Health. 29th Annual Conference SMDM October 22-24, 2007. Pittsburgh.
13. van der Velde G, Hogg-Johnson S, Bayoumi A, Cassidy D, Côté P, Boyle E, Llewellyn-Thomas H, Chan S, Subrata P, Hoving J, Hurwitz E, Bombardier C, **Krahn M**. Identifying the best treatment for non-specific neck pain: a decision analysis. 29th Annual Conference SMDM October 22-24, 2007. Pittsburgh.
14. Chen WD, **Krahn M**, Heathcote J. Prevalence and predictors of obesity among individuals testing positive for hepatitis C antibody in a multicultural, urban, tertiary care referral clinic. 58th Annual Meeting of the AASLD, Boston, Massachusetts November 2 - 6, 2007
15. Chen WD, **Krahn M**, Heathcote J. A cost-effectiveness analysis of hepatitis C screening among immigrants in Canada. 58th Annual Meeting of the AASLD, Boston, Massachusetts November 2 - 6, 2007.
16. van der Velde G, Llewellyn-Thomas H, Hogg-Johnson S, Hurwitz E, Cassidy JC, Côté P, **Krahn M**. Neck pain patients' evaluative scores for their current health. Palma International Forum IX Primary Care Research on Low Back Pain. October 4-6, 2007. Palma de Mallorca, Spain.
17. Kilbridge KL, Connors AF, Fraser G, Conaway M, **Krahn M**, Bashore R, Wolf A, Barry MJ. Barriers to measuring prostate cancer (CaP) quality of life (QOL) in underserved patients. Department of Defense Prostate Cancer Research Program Meeting, Innovative Minds in Prostate Cancer Today (IMPACT), September 5-8, 2007, Atlanta, Georgia.
18. Thein H. H., Yi Q, Dore G, **Krahn M**. Natural history of hepatitis C virus infection in HIV-infected individuals in the era of HAART: systematic review and meta-analysis. IAS meeting March 2007.
19. Pham B, Escobar M, **Krahn M**, Tomlinson G, Thein R, Chen H. Multi-parameter evidence synthesis for disease prognosis in chronic hepatitis C virus infection. 28th Annual Meeting of the Society for Medical Decision Making, Boston, Massachusetts, October 14-18, 2006
20. Bauch C, Anonychuk A, Pham B, Gilca V, Duval B, **Krahn M**. Cost-effectiveness of universal hepatitis A vaccination in Canada via dynamic modeling. 28th Annual Meeting of the Society for Medical Decision Making, Boston, Massachusetts, October 14-18, 2006
21. Anonychuk A, **Krahn M**, Gilca V, Pham B, Duval B, Bauch C. The cost of hepatitis A in Canada: Ministry of societal perspectives. 28th Annual Meeting of the Society for Medical Decision Making, Boston, Massachusetts, October 14-18, 2006
22. Chong AKY, Chen I, Naglie G, **Krahn M**. Clinical practice guidelines incorporate evidence on patient preferences? 28th Annual Meeting of the Society for Medical Decision Making, Boston, Massachusetts, October 14-18, 2006.
23. John-Baptiste A, **Krahn M**, Tomlinson G. Natural history of chronic HCV infection obtained through injection drug use: A Bayesian meta-analysis. 28th Annual Meeting of the Society for Medical Decision Making, Boston, Massachusetts, October 14-18, 2006
24. Chen WD, Cope S, Watkins J, Heathcote J, **Krahn M**. Primary prevention of esophageal variceal bleeding among cirrhotic patients with hepatitis c and grade 2 to 3 esophageal varices: a cost-utility analysis. 28th Annual Meeting of the Society for Medical Decision Making, Boston, Massachusetts, October 14-18, 2006
25. Bremner KE, Trachtenberg J, **Krahn M**. The effects of age, clinical stage, and treatment history on disease specific utility in prostate cancer patients. 28th Annual Meeting of the Society for Medical Decision Making, Boston, Massachusetts, October 14-18, 2006
26. Varenbut M, John-Baptiste A, Teplin D, Lingley M, Daiter J, **Krahn M**. Treatment of hepatitis C infection

- in patients on methadone maintenance in a community setting. CSAM 2006 Conference.
27. Tricco A, Pham B, Duval B, De Serres G, Gilca V, Vrbova L, **Krahn M**, Moher, D. Burden of hepatitis A intervention triggered by infected food-handlers in Canada. CNIC 2006 Conference
 28. Thein HH, Butler T, **Krahn M**, Rawlinson W, Levy M, Kaldor JM, Dore GJ. The effect of hepatitis C virus infection on health-related quality of life in prisoners. 2nd Annual Canadian Association for the Study of the Liver Winter Meeting 2006, Toronto, Canada.
 29. Witkos M, Bremner KE, Trachtenberg J, **Krahn M**. The effects of age, clinical stage, and treatment history on disease specific utility in prostate cancer patients. 28th Annual Meeting of the Society for Medical Decision Making, Boston, Massachusetts, October 14-18, 2006
 30. G. va der Velde, M. **Krahn**, S. Hogg-Johnson, E. Hurwitz, H. Llewellyn-Thoms, J.D. Cassidy, P. Cote. Neck pain patients' preferences for health outcomes associated with neck pain. Palma International Forum IX Primary Care Research on Low Back Pain. October 4-6, 2007 Palma de Mallorca, Spain.
 31. **Krahn M**. Effect of age on preferences for health outcomes in prostate cancer. ASCO The Prostate Cancer Symposium, Orlando, Florida, February 22-24, 2007.
 32. **Krahn M**. The patient-oriented prostate utility scale (PORPUS-U_i) – a prostate cancer-specific utility instrument. ASCO The Prostate Cancer Symposium, Orlando, Florida, February 22-24, 2007.
 33. **Krahn M**. Predictors of life-time and stage-specific costs of prostate cancer. ASCO The Prostate Cancer Symposium, Orlando, Florida, February 22-24, 2007.
 34. **Krahn M**, Zagorski B, Forde N, Laporte A, Alibhai S, Bremner KE, Tomlinson G, Naglie G. Predictors of stage-specific and lifetime cost of prostate cancer. 28th Annual Meeting of the Society for Medical Decision Making, Boston, Massachusetts, October 14-18, 2006.

Abstracts Accepted for Oral or Poster

1. **Krahn M**, Miller F, Bayoumi A, Giacomini M, Goeree R, Wagner F, Winsor S, Schunemann H, van de Velde G, Pham B, Petersen S, Brooker AS, Rac V. Improving the appraisal of non-drug technologies: Revising the Ontario Decision Framework. 2015 CADTH Symposium Apr 12 -14, TCU Place in Saskatoon, SK. [accepted for panel session]
2. Rac V, Abrahamyan L, **Krahn M**. Complex interventions for comparative effectiveness and health technology assessment. 2015 CADTH Symposium April 12-14, TCU Place in Saskatoon, SK [accepted for 1/2 day workshop]
3. **Krahn M**, Wong W. Public policy in the post-interferon era: Can we afford to cure Hepatitis C? 2015 CADTH Symposium April 12 - 14, TCU Place in Saskatoon, SK [accepted for panel sessions].
4. Wong W, Feld J, **Krahn M**. Cost-effectiveness of a one-time national hepatitis C screening program: impact of a selective drug reimbursement policy. 2015 CADTH Symposium April 12-14, TCU Place in Saskatoon, SK [accepted oral presentation]
5. Miller F, Barg C, **Krahn M**, Lehoux P, Peacock S, Rac V. Two solitudes: HTA and procurement as pathways to the adoption of health technologies. 2015 CADTH Symposium April 12-14, TCU Place in Saskatoon, SK [accepted for oral presentation]
6. Rac V, Wong J, Mitsakakis N, Haratsidis E, **Krahn M**. Implementation challenges of a community-based pragmatic randomized controlled trial in wound care. 2015 CADTH Symposium April 12-14, TCU Place in Saskatoon, SK [accepted for poster presentation]
7. Mitsakakis N, Bremner K, **Krahn M**. Benefits of transformations in mapping health utilities. 2015 CADTH Symposium April 12-14, TCU Place in Saskatoon, SK [accepted for poster presentation]
8. Pechlivanoglou P, Abrahamyan L, Pham B, Hsu S, Paulden M, **Krahn M**. Projecting mortality rates in economic evaluation: A simulation study. 2015 CADTH Symposium April 12-14, TCU Place in Saskatoon, SK [accepted for poster presentation]
9. Pham B, Fowler R, Tanuseputro P, Manuel D, Sikich N, Baidooobonso S, Pechlivanoglou P, Levin L, Guerriere D, Coyte P, **Krahn M**. Including the patient's family in cost-effectiveness analysis of end-of-life

- interventions. 2015 CADTH Symposium April 12-14, TCU Place in Saskatoon, SK [accepted for poster presentation]
10. Xie X, Wang M, Schaink A, **Krahn M**. Pulmonary rehabilitation for post-acute exacerbations of chronic obstructive pulmonary disease: A cost-effectiveness and budget impact analysis. 2015 CADTH Symposium April 12-14, TCU Place in Saskatoon, SK [accepted for poster presentation]
 11. Tadrous M, mamdani MM, Juurlink DN, **Krahn M**, Levesque LE, Cadarette SM. Looking both ways before using the Disease Risk Score (DRS): Performance of the DRS in a cohort with known selection bias. International Conference in Pharmacoepidemiology and Therapeutic Risk Management Annual Meeting. October 2014, Taipei, Taiwan [poster presentation]
 12. Rac V, Abrahamyan L, **Krahn M**. Complex interventions for comparative effectiveness and health technology assessment. The 36th Annual Meeting of the Society for Medical Decision Making October 18-22, 2014. Miami, FL. (1/2 day short course teaching)
 13. Pechlivanoglou P, Abrahamyan L, Pham B, Paulden M, **Krahn M**. The impact of estimating mortality rates in cost-effectiveness analysis: A simulation study. The 36th Annual Meeting of the Society for Medical Decision Making October 18-22, 2014. Miami, FL. [oral presentation]
 14. Pham B, Fowler R, Tanuseputro P, Manuel D, Sikich N, Baidoo-sonso S, Pechlivanoglou P, Levin L, **Krahn M**. Cost-effectiveness analysis of palliative team care for patients nearing end-of-life. The 36th Annual Meeting of the Society for Medical Decision Making October 18-22, 2014. Miami, FL. [oral presentation]
 15. Muhlberger N, Heijnsdijk E, Kurzthaler C, **Krahn M**, Oberaigner W, Klocker H, Conrads-Frank A, Sroczynski G, Siebert U. The oncotype prostate cancer outcome and policy model-lessons learned from natural history calibration. The 36th Annual Meeting of the Society for Medical Decision Making October 18-22, 2014. Miami, FL.[oral presentation]
 16. Wong W, Feld J, Wong T, **Krahn M**. Cost-effectiveness of screening hepatitis C in Canada. The 36th Annual Meeting of the Society for Medical Decision Making October 18-22, 2014. Miami, FL. [poster presentation]
 17. Wong W, Hicks L, Tu HA, **Krahn M**, Pritchard K, Feld J, Chan K. Cost-effectiveness of hepatitis B virus screening before adjuvant chemotherapy in patients with early stage breast cancer. The 36th Annual Meeting of the Society for Medical Decision Making October 18-22, 2014. Miami, FL. [poster presentation]
 18. Nanwa N, Kendzerska T, **Krahn M**, Kwong J, Daneman N, Witmann W, Mittmann N, Cadarett S, Rosella L, Sander B. The economic impact of clostridium difficile: A systematic review. The 36th Annual Meeting of the Society for Medical Decision Making October 18-22, 2014. Miami, FL.[poster presentation]
 19. Rac V, Wong J, Mitsakakis N, Pechlivanoglou P, Carcone S, **Krahn M**. Wound Interdisciplinary Teams (WIT): A community-based pragmatic randomized controlled trial. The 36th Annual Meeting of the Society for Medical Decision Making October 18-22, 2014. Miami, FL.[poster presentation]
 20. Wong J, Rac V, Mitsakakis N, Haratsidis E, **Krahn M**. Implementation challenges of a community-based pragmatic randomized controlled trial in wound care. The 36th Annual Meeting of the Society for Medical Decision Making October 18-22, 2014. Miami, FL. (poster presentation)
 21. Nanwa N, Kwong J, **Krahn M**, Daneman N, Lu H, Govindarajan A, Rosella L, Cadarette S, Sander B. Adopting the phase-of-care approach to estimate costs of a secondary diagnosis of clostridium difficile. The 36th Annual Meeting of the Society for Medical Decision Making October 18-22, 2014. Miami, FL. [poster presentation]
 22. Jiang M, Pechlivanoglou P, Wong J, Mitsakakis N, Carcone S, Pham B, Rac V, **Krahn M**. Cost-effectiveness analysis of systematic referral to multidisciplinary wound care teams in Ontario. Evidence from the wound interdisciplinary teams (WIT) trial. The 36th Annual Meeting of the Society for Medical Decision Making October 18-22, 2014. Miami, FL.[poster presentation]
 23. Tawfik A, Wodchis W, Hoch J, **Krahn M**. Estimating healthcare costs for decision-analytic models in atrial fibrillation using administrative data. The 36th Annual Meeting of the Society for Medical Decision Making October 18-22, 2014. Miami, FL. [poster presentation]
 24. Tadrous M, Mamdani MM, Juurlink DN, **Krahn M**, Levesque LE, Cadarette SM. Looking both ways before using the Disease Risk Score (DRS): Performance of the DRS in a cohort with known selection bias.

Canadian Association of population Therapeutics Annual Conference. November 2014, Toronto ON, Canada [poster presentation].

25. Tu HA, Deeks S, Morris S, Strifler L, Crowcroft N, Jamieson F, Kwong J, Coyte P, **Krahn M**, Sander B. Economic evaluation of meningococcal serogroup B childhood vaccination in Ontario, Canada. The 35th Annual Meeting of the Society for Medical Decision Making, Baltimore MD. October 19-23, 2013 (accepted for poster presentation).
26. Boehme K, Perlis N, Finelli A, Alibhai S, Kulkarni G, **Krahn M**, Bremner K. Developing the Bladder Utility Symptom Scale (BUSS): A multiattribute health state classification system for bladder cancer. The 35th Annual Meeting of the Society for Medical Decision Making, Baltimore MD. October 19-23, 2013 (accepted for poster presentation).
27. Wijesundera H, Wang X, Bennell M, Ko D, Abrahamyan L, Tu J, Austin P, **Krahn M**. Characteristics of multi-disciplinary heart failure clinics that predict 1-year cumulative health care costs; a population-based study. The 35th Annual Meeting of the Society for Medical Decision Making, Baltimore MD. October 19-23, 2013 (accepted for oral presentation).
28. Wong W, Tu HA, Chen W, Feld J, Chelak K, Lee K, **Krahn M**. The hepatitis C drug pipeline: collaboration between academic and HTA agency partners to develop an early economic model. The 35th Annual Meeting of the Society for Medical Decision Making, Baltimore MD. October 19-23, 2013 (accepted for oral presentation).
29. Hogan ME, Shah V, Katz J, **Krahn M**, Taddio A. A systematic review of cost-of-illness studies of chronic pain in children. 9th International Symposium on Pediatric Pain. Stockholm, Sweden. June 17-20, 2013. (accepted for poster presentation).
30. Hogan ME, Shah V, Katz J, **Krahn M**, Taddio A. A systematic review of cost-of-illness studies for chronic pain. Canadian Association for Health Services and Policy Research Annual Conference, Vancouver, British Columbia. May 28-30, 2013. (accepted for oral presentation).
31. **Krahn M**. Economic evaluation of mono and sequential hormone therapies for ER+ women with early breast cancer in Canada. ISPOR 15th Annual European Congress, November 3-7, 2012, Berlin, Germany. (accepted for poster presentation).
32. **Krahn M**. Lessons learned from a cross-validation between a discrete-event simulation model and a Markov Model for personalized breast cancer treatment. ISPOR 15th Annual European Congress November 3-7, 2012, Berlin, Germany. (accepted for podium presentation).
33. Sander B, Ormanidhi O, Paszat L, Atkin K, Murphy J, **Krahn M**, Deeks S. The cost-effectiveness of integrated cervical cancer prevention strategies in the Ontario setting - can we do better? The 34th annual meeting of the Society for Medical Decision Making, Phoenix AZ. October 17 - 20, 2012 (Oral presentation).
34. Tawfik A, Wodchis W, Hoch J, **Krahn M**. Cost-effectiveness of stroke prevention therapies in atrial fibrillation patients: A new generation of drugs. The 34th annual meeting of the Society for Medical Decision Making, Phoenix AZ. October 17 - 20, 2012 (Poster presentation)
35. Karen E. Bremner, **Murray D. Krahn**, K. Robin Yabroff, Jeffrey S. Hoch, Lisa Barbera, Ning Liu, Michael J. Barrett, Joan L. Warren. Opportunities and challenges in using administrative data for cross-country comparisons of health care costs. 34th Annual Meeting of the Society for Medical Decision Making, October 17-20, 2012 in Phoenix, Arizona, USA. (poster presentation).
36. **M.D. Krahn**, K.E. Bremner, J. Luo, S.M.H. Alibhai. Using Administrative Databases to Estimate Health Care Costs from Adverse Drug Effects: The Case of Prostate Cancer. Biennial Society for Medical Decision Making European Meeting. June 10 - 12, 2012. Institute of Health Management and Health Economics, University of Oslo, Oslo, Norway (oral presentation).
37. de Oliveira C, Bremner K, Gunraj N, Chan K, **Krahn M**. Evaluation of Trends in the Cost of Initial Cancer Treatment in Ontario. Canadian Association of Health Services and Policy Research, Montreal Quebec. May 29-31, 2012 (poster)
38. de Oliveira C, Bremner K, Gunraj N, Chan K, **Krahn M**. First-year Costs of Cancer Care in Ontario. Canadian Centre for Applied Research in Cancer Control Conference, May 28, 2012. Montreal Quebec.
39. de Oliveira C, Bremner K, Gunraj N, Chan K, **Krahn M**. Using Administrative Health Care Data to Inform Cancer Care Research and Policy: Estimating the Economic Burden of Disease. Ontario Institute for Cancer Research/Cancer Care Ontario 4th Annual Meeting, May 17, 2012. Toronto. (poster)

40. Wijeyesunder H, Mitsakakis N, **Krahn M**, Trubiani G, Ko D, Austin P, Lee D, Wang X. A population-based study to evaluate the effectiveness of multi-disciplinary heart failure clinics and identify important service components. American Heart Association Quality of Care and Outcomes Research 2012 Scientific Sessions May 9 – 11, 2012, Atlanta, GA. (accepted for poster presentation).
41. **M.D. Krahn**, K.E. Bremner, J. Luo, S.M.H. Alibhai. Using Ontario Administrative Data to Estimate Health Care Costs of Drug Adverse Effects: The Case of Prostate Cancer. Fourth Annual Meeting of the Ontario Institute for Cancer Research/ Cancer Care Ontario Health Services Research Program. May 17, 2012 at the Faculty Club, University of Toronto (poster presentation).
42. Wong W, Bayoumi A, **Krahn M**, Thein HH. Developing a complex agent network model to predict HIV and HCV incidence in Canada. The 3rd International Conference on Infectious Disease Dynamics, Boston, MA, USA 2011 (accepted for poster presentation)
43. Wong WWL, Woo G, Heathcote JE, **Krahn M**. Cost effectiveness of screening immigrants for Hepatitis B. American Association for the Study of Liver Disease (AASLD), October 29-November 2, 2011, Boston, MA (accepted for poster presentation)
44. Brooker AS, Carcone S, **Krahn M**. Integrating quantitative preference-related evidence into health technology assessment: The case of ventilation for chronic obstructive pulmonary disease. The 33rd annual meeting of the Society for Medical Decision Making. Chicago IL. October 22- 26, 2011. (accepted for poster presentation)
45. **Krahn M**. Predicting utility scores for prostate cancer: mapping the prostate cancer index to the patient oriented prostate utility scale (PORPUS). The 33rd annual meeting of the Society for Medical Decision Making. Chicago IL. October 22- 26, 2011. (Accepted for oral presentation)
46. **Krahn M**, Bremner K, Zagorski B, Alighai S, Tomlinson G, Naglie G. Using large administrative datasets and chart reviews to estimate costs for health states: the case of prostate cancer. 33rd annual meeting of the Society for Medical Decision Making. Chicago IL. October 22- 26, 2011. (Accepted for oral presentation)
47. Wong W, Bayoumi A, **Krahn M**, Thein HH. Developing a complex agent network model to predict HIV and HCV incidence in Canada. The 33rd Annual Meeting of the Society for Medical Decision Making, Chicago, IL 2011 (accepted for oral presentation)
48. Paulden M, Franek J, Pham B, **Krahn M**. Gene expression profiling for guiding adjuvant chemotherapy decisions in women with early breast cancer: A cost-effectiveness analysis of 1000 strategies for the provision of adjuvant! Online, 21-Gene assay and chemotherapy. The 33rd Annual Meeting of the Society for Medical Decision Making, Chicago, IL 2011 (accepted for oral presentation)
49. Wong WWL, Woo G, Heathcote JE, **Krahn M**. Disease Burden of Chronic Hepatitis B among Immigrants in Canada. The 33rd Annual Meeting of the Society for Medical Decision Making, October 22-26, 2011, Chicago IL (accepted for poster presentation)
50. Hincapié CA, Schieir O, Côté P, Hogg-Johnson S, Paulden M, **Krahn M**, van der Velde G. A cost-effectiveness analysis of common nonsurgical treatments for neck pain. National Student Conference of the Canadian Society of Epidemiology and Biostatistics, June 19-20, 2011, Montreal Canada (Accepted for oral presentation)
51. Lee L, Hodgson D, Crump M, Khor S, Luo J, **Krahn M**, Bremner K, Hoch J. Impact of Rituximab on Outcomes of Very Elderly Patients With Diffuse Large B-Cell Lymphoma. 11th International Conference on Malignant Lymphoma, Lugano Switzerland, June 15-18, 2011 (Accepted for poster presentation)
52. van der Velde G, Schieir O, Hincapié C, Côté P, Hogg-Johnson S, Paulden M, **Krahn M**. Economic Evaluation of the Most Commonly Used Non-surgical Treatments for Neck Pain in Canada: A Cost-utility Analysis. International Health Economics Association (iHEA) 8th World Congress, July 10-13, 2011, Toronto, Canada. (Accepted for oral and poster presentation)
53. van der Velde G, Hincapié C, Schieir O, Côté P, Hogg-Johnson S, Paulden M, **Krahn M**. Cost-effectiveness of the Most Common Nonsurgical Treatments for Neck Pain. 16th International Meeting of the International Society for Pharmacoeconomics and Outcomes Research (ISPOR), Poster Session II, May 24, 2011, Baltimore, United States. (Accepted for poster presentation - February 23, 2011)
54. Chen W, Ellis P, **Krahn M**. Cost-effectiveness of epidermal growth factor receptor gene mutation testing for patients with advanced non-small cell lung cancer living in Ontario, Canada. The 33rd Annual Meeting of the Society for Medical Decision Making, October 22-26, 2011, Chicago IL (accepted for oral

presentation)

55. Ieraci L, **Krahn M**, Paulden M, van der Velde G, Wijeyesundera H, Machado M, Witterman W. The cost – effectiveness analysis of five non-invasive cardiac imaging technologies in Ontario. 32nd Annual Meeting of Society for Medical Decision Making Oct 24-27, 2010, Sheraton Centre Toronto, Ontario Canada (Accepted for poster presentation).
56. Bornstein M, Franek J, Parthimos M, Nakhai-Pour H, Ieraci L, Paulden M, **Krahn M**, Onetto N, Levin L. Pharmacogenetic testing and evidence-based decision-making in Ontario: The application of Ontario's decision determinants framework to the evaluation of pharmacogenetic tests. 32 Annual Meeting of the Society for Medical Decision Making, October 24-27, 2010, Toronto, ON, Canada (Accepted for poster presentation).
57. de oliveira C, Wijeyesundera H, Tobe S, Moy Lum-Kwong M, Sychowski S, Tu J, **Krahn M**. An economic analysis of heart and stroke foundation of Ontario's Hypertension Management Initiative (HMI). 32 Annual Meeting of the Society for Medical Decision Making, October 24-27, 2010, Toronto, ON, Canada (Accepted for oral presentation).
58. Tsui T, Boon H, **Krahn M**, Boecker A, Kachan N. Using the means-end chain approach to map consumer decision making: The case of natural health products. 32 Annual Meeting of the Society for Medical Decision Making, October 24-27, 2010, Toronto, ON, Canada (Accepted for oral presentation).
59. Lee L, Khor S, Crump M, Hoch J, Bremner K, **Krahn M**, Hodgson D. "Challenges in the Identification of Accurate Pathological Diagnoses and Treatment for B-cell Lymphoma: A Comparison of Ontario Databases", presented at Cancer Care Ontario Research Day, Toronto, Ontario, April 2010. (accepted for poster presentation)
60. Beate S, Bauch C, Fisman D, Fowler R, Kwong J, McGeer A, **Krahn M**. Is a mass immunization program for pandemic (H1N1) 2009 good value for money? Early evidence from the Canadian experience. 14th International Congress on Infectious Disease, Miami FL, March 9-12, 2010(Accepted for oral presentation)
61. Thein HH, **Krahn M**, Hoare A, Dore G, Wilson D. The current and future burden of hepatitis C in Australia. 32 Annual Meeting of the Society for Medical Decision Making, October 24-27, 2010, Toronto, ON, Canada (Accepted for oral presentation).
62. Sikich N, Pham B, **Krahn M**, Levin L. A systmatic review and meta-analysis of survival curve data to determine the effectiveness of liver and kidney transplantation in persons with end-stage organ failure and human immunodeficiency virus. 32 Annual Meeting of the Society for Medical Decision Making, October 24-27, 2010, Toronto, ON, Canada (Accepted for oral presentation).
63. Zivkovic Gojovic M, Bauch C, Fishman D, **Krahn M**, Sander B. Assessing H1N1(2009) mitigation strategies under epidemiologic and programmatic uncertainty. 14th International Congress on Infectious Diseases, Miami FL, March 9-12, 2010.(poster presentation).
64. Wong WWL, Woo G, Heathcote JE, **Krahn M**. Cost effectiveness of screening immigrants for Hepatitis B. The 32nd Annual Meeting of the Society For Medical Decision Making, October 24-27, 2010, Toronto, Ontario Canada (accepted for poster presentation).
65. Pham B, Tomlinson G, Grootendorst P, **Krahn M**. Monte Carlo approach to calibration of disease history models for health technology assessment: A case study. The 32nd Annual Meeting of the Society For Medical Decision Making, October 24-27, 2010, Toronto, Ontario Canada (accepted for poster presentation).
66. Wong WWL, Woo G, Heathcote JE, **Krahn M**. Cost effectiveness of screening immigrants for Hepatitis B. Canadian Agency for Drugs and Technologies in Health (CADTH) Symposium, April 18-20, 2010 Halifax, NS, Canada (accepted for poster presentation)
67. Sander B, **Krahn M**, Bauch C, Fisman D. Impact of mathematical modelling on health policy decision-making in the context of the recent novel Swine-Origin Influenza A Virus (SOIV) outbreak response in Ontario, Canada. 31st Annual Meeting of the Society for Medical Decision Making (SMDM) October 18-21, 2009, California, USA (Accepted for poster presentation)
68. Lathia N, Walker S, Cheung M, **Krahn M**, DeAngelis C, Mittmann N. Cost-effectiveness of filgrastim and pegfilgrastim as primary prophylaxis against febrile neutropenia in lymphoma patients receiving r-chop chemotherapy. 2009 Annual Meeting of the American Society of Hematology in New Orleans, LA,

(Accepted for poster presentation)

69. van der Velde G, **Krahn M**, Machado M, Ieraci L, Witteman W, Pham Ba'. The cost-effectiveness of biologic disease modifying anti-rheumatic drugs (DMARDS) compared to conventional DMARDS: A systematic review of economic evaluations. 31st Annual Meeting of the Society for Medical Decision Making (SMDM) Oct 18-21, 2009, California, USA (Accepted for poster presentation)
70. **Krahn M**. Collaboration between HTA agency and health authority: Ontario Canada. 6th Annual meeting HTAi Globalisation and Health Technology Assessment. Singapore June 21-24, 2009 (accepted for panel session)
71. **Krahn M**. Economic evaluation of preventive strategies for pressure ulcers. iHEA 7th World Congress on Health Economics, July 12-15, 2009 Beijing China (panel session)
72. Thein HH, **Krahn M** et. al. Health status utilities in long-term care residents in Ontario. iHEA 7th World Congress on Health Economics, July 12-15, 2009 Beijing China (panel session)
73. Chen WD, **Krahn M** et al. Economic evaluation of pressure ulcer preventive strategies for long-term residents in Ontario. iHEA 7th World Congress on Health Economics, July 12-15, 2009 Beijing China (panel session)
74. Chen WD, **Krahn M** et al. Economic evaluation of preventive strategies for pressure ulcers: A systematic review. iHEA 7th World Congress on Health Economics, July 12-15, 2009 Beijing China (panel session)
75. Sander B, Kwong J, Bauch C, Maetzel A, McGeer A, Raboud J, **Krahn M**. The cost-effectiveness of Ontario's universal influenza immunization program. iHEA 7th World Congress on Health Economics, July 12-15, 2009 Beijing China (accepted for oral presentation).
76. Woo G, Tomlinson G, Pham B, **Krahn M**. Comparing efficacies of treatments for chronic hepatitis B: A Bayesian mixed treatment comparison meta-analysis. . iHEA 7th World Congress on Health Economics, July 12-15, 2009 Beijing China (accepted for poster presentation)
77. Mittmann N, Evans B, Leighl N, Rocchi A, **Krahn M**, Peacock S, Taylor S, Au HJ, Oh p, Jacobs P, Reynard P, Husereau D, Isogai P, Longo C, Marshall D, Coyle D, Meyer R, Kee P. Economic guidelines for oncology products: Adaptation of the Canadian Agency for Drugs and Technologies in Health (CADTH) technology assessment guidance document. ASCO 2009
78. Sander B, Kwong J, Bauch C, Maetzel A, McGeer A, Raboud J, **Krahn M**. The cost-effectiveness of Ontario's universal influenza immunization program. International Health Economics Association 7th World Congress 2009.
79. Woo G, Pham B, Tomlinson G, **Krahn M**. Comparing efficacies of treatments for chronic hepatitis B: A Bayesian mixed treatment comparison meta-analysis. iHEA 7th World Congress on Health Economics July 12-15, 2009. Beijing, China (Accepted for Poster presentation)
80. Machado M, Wijesundera H, Farahati F, Witteman W, van der Velde G, Ieraci L, Pham B', **Krahn M**. Development of the Ontario Cardiovascular Economic Model. Canadian Agency for Drugs and Technologies in Health (CADTH) Symposium 2009, April 5, 2009, Ottawa, Canada (Accepted for Poster presentation)
81. Woo G, Pham B, Tomlinson G, **Krahn M**. Comparing efficacies of treatments for chronic hepatitis B: A Bayesian mixed treatment comparison meta-analysis. 44th Annual Meeting of the European Association for the Study of the Liver (EASL), April 22-26, 2009, Copenhagen, Denmark (Accepted for Poster presentation)
82. Chen W, **Krahn M**, et. Al. Population-derived estimates of direct medical costs among late-stage hepatitis C patients with diabetes. iHEA 7th World Congress on Health Economics July 12-15, 2009. Beijing, China (Accepted for Oral presentation)
83. Machado M, Pham B, Chen W, Stern A, **Krahn M**. Budget and health impact of strategies for preventing pressure ulcers in long-term care facilities in Ontario. 30th Annual Conference SMDM October 18-22, 2008. Philadelphia, Pennsylvania. [Accepted for Poster presentation]
84. Sander B, Kwong J, Bauch CT, Maetzel A, McGeer A, Raboud J, **Krahn M**. The cost-effectiveness of

Ontario's Universal Influenza Immunization Program. 30th Annual Conference SMDM October 18-22, 2008. Philadelphia, Pennsylvania. [Accepted for an oral presentation].

85. Thein HH, Pham B, **Krahn M**, Wodchis W. Health status utilities in long-term care residents in Ontario. The 30th Annual Meeting of the Society for Medical Decision Making. October 18 - 22, 2008, Philadelphia, Pennsylvania. [Poster]

Abstract Published

1. Goldhar H, Yan A, Ko D, Earle C, Tomlinson G, Trudeau M, **Krahn M**, Krzyzanowska M, Pal R, Brezden C, Gavura S, Lien K, Chan K. Long-term risk of heart failure associated with adjuvant trastuzumab in breast cancer patients. 2014 ASCO Annual Meeting (May 30 - June 3, 2014)
2. Chan M, Yan A, Ko D, Earle C, Tomlinson G, Trudeau M, **Krahn M**, Krzyzanowska M, Pal R, Brezden C, Gavura S, Lien K, Chan K. Long-term cardiovascular (CVS) and survival outcomes with early discontinuation of adjuvant trastuzumab (T) for breast cancer. 2014 ASCO Annual Meeting (May 30 - June 3, 2014)
3. van der Velde G, Paulden M, Ieraci L, Wijeyesundera H, Witteman W, **Krahn M**. Cost-effectiveness of Non-invasive Cardiac Imaging Technologies in Outpatients with Suspected Coronary Artery Disease. 33rd Annual Meeting of the Society of Medical Decision Making. *Medical Decision Making* 2012;32:E126-7.
4. van der Velde G, Paulden M, Ieraci L, Wijeyesundera H, Witteman W, **Krahn M**. Cost-effectiveness of Non-invasive Cardiac Imaging Technologies in Outpatients with Suspected Coronary Artery Disease. 2012 CADTH (Canadian Agency for Drugs and Technologies in Health) Symposium 'Evidence Matters: Outcomes, Efficiency, Impact'. Conference Proceedings - Concurrent Oral Session B5 (Cardiovascular), page 39.
5. Chen W, Zagorski B, Krajden M, Heathcote J, **Krahn M**. Population-derived estimates of direct medical costs among late-stage hepatitis C patients with diabetes. *Canadian Journal of Gastroenterology* 2009;23(Suppl A):6A
6. Naglie G, Borrie M, Black S, Beattie B, **Krahn M**, Irvine J, Hogan D, Bergman H, MacKnight C, Patterson C, Byszewski A, Freedman M, Streiner D, Ritvo P, Comrie J, Kowgier M, Tomlinson G. Predictors of quality of life in dementia caregivers. *Journal of the American Geriatrics* 2009; 57(S1):S107
7. John-Baptiste A, Tomlinson G, Hsu P, Krajden M, Heathcote J, Laporte A, Yoshida E, Anderson F, **Krahn M**. Quality of life following antiviral therapy for chronic hepatitis C virus infection. *Canadian Journal of Gastroenterology*. 2009;23(Suppl A):128A.
8. Johnson A, Levin L, **Krahn M**, Sikich N, Evans B, Pauldr O, Giacomini, Glendinning, Evans G. Health Technology Assessment - A Comprehensive Framework for Evidence-Based Recommendations in Ontario. *Int J Technology Assessment in Health Care* 2009;25:3 .
9. Thein HH, Yi Q, Dore G, **Krahn M**. Natural history of hepatitis C in HIV-infected individuals and the impact of HIV in the era of HAART: a meta-analysis. *Can J Gastroenterol* 2008;22:(Suppl A), 75A.[Oral]
10. Chen W, Zagorski B, Krajden M, Heathcote EJ, **Krahn M**. Population-derived estimates of direct medical costs among late-stage hepatitis C patients with diabetes. *Hepatology* 2008;47(4):120A
11. Chen W, Dinner K, Wong T, Heathcote J, **Krahn M**. A cost-effectiveness analysis of hepatitis C screening among immigrants in Canada. *Value of Health* 2008;11(3):A92
12. John-Baptiste A, **Krahn M**, George Tomlinson. Natural History of Chronic HCV infection obtained through Injection Drug Use: A Bayesian Meta-Analysis. *Value in Health*. 2008;11(3):A92.
13. John-Baptiste A, Varenbut M, Lingley M, Nedd-Roderique T, Teplin D, Daiter J, **Krahn M**. Treatment of hepatitis C infection for current or former substance abusers in a community setting. *Value in Health*. 2008;11(3):A92.
14. John-Baptiste A, **Krahn M**, George Tomlinson. Natural History of Chronic HCV infection obtained through Injection Drug Use: A Bayesian Meta-Analysis. *Canadian Journal of Gastroenterology*. 2008;22(Suppl A):163A.
15. John-Baptiste A, Varenbut M, Lingley M, Nedd-Roderique T, Teplin D, Daiter J, **Krahn M**. Treatment of hepatitis C infection for current or former substance abusers in a community setting. *Canadian Journal of Gastroenterology*. 2008;22(Suppl A):164A.

16. John-Baptiste A, Grebely J, Genoway K, Gallagher L, Elliot D, **Krahn M**, Conway B. Quality of life and health values of injection drug users with chronic hepatitis C virus (HCV) infection. *Canadian Journal of Gastroenterology*. 2008;22(Suppl A):164A.
17. Toren P, Alibhai S, **Krahn M**, Kolnin R, Nesbitt M, Trachtenberg J, Matthew A. The effect of nerve-sparing surgery on patient-reported incontinence post-radical prostatectomy. 63rd Annual Meeting of the Canadian Urological Association, Edmonton, Alberta June 23, 2008. To be published in *Canadian Urological Association Journal (CUAJ)*.
18. Ku J, Alibhai S, **Krahn M**, Nesbitt M, Kolnin R, Fleshner N, Trachtenberg J. Changes in health related quality of life and health values over 12 months after radical prostatectomy. 63rd Annual Meeting of the Canadian Urological Association, Edmonton, Alberta June 23, 2008. To be published in *Canadian Urological Association Journal (CUAJ)*.
19. Ku J, Trachtenberg J, **Krahn M**, Nesbitt M, Kolnin R, Fleshner N, Alibhai S. What is the rate of sexual recovery after radical prostatectomy? It depends on how one defines an erection. 63rd Annual Meeting of the Canadian Urological Association, Edmonton, Alberta June 23, 2008. To be published in *Canadian Urological Association Journal (CUAJ)*.
20. Chen W, Wong T, Tomlinson G, **Krahn M**, Heathcote EJ. Prevalence and predictors of obesity among individuals with positive hepatitis C antibody in a tertiary referral clinic. *Canadian J Gastroenterology*. 2008;22(Suppl A):246A
21. Sander B, **Krahn M**. Influenza vaccine delivery programs: A systematic review. Poster presentation at the 2008 CADTH Symposium, Edmonton, Alberta, April 27-29, 2008.
22. Cantor SB, Volk RJ, , Cass AR, Gilani J, Weller SC, Spann SJ. Concordance of couples' prostate cancer screening recommendations from a decision analysis. *The patient* 2008 Jan 1;1(1):11-19.
23. Naglie G, Comrie J, Beattie L, Bergman H, Black S, Borrie M, Byszewski A, Freedman M, Hogan D, Irvine J, **Krahn M**, MacKnight C, Patterson C, Ritvo P, Streiner D, Kowgier M, Tomlinson GF. Depressive symptoms and functional status predict quality of life in patients with Alzheimer's disease: Cross-sectional results from the Canadian Alzheimer's Disease Quality of Life (CADQOL) Study. *Canadian Journal of Geriatrics* 2008;11(1):38-39
24. Naglie G, Comrie J, Beattie L, Bergman H, Black S, Borrie M, Byszewski A, Freedman M, Hogan D, Irvine J, **Krahn M**, MacKnight C, Patterson C, Ritvo P, Streiner D, Kowgier M, Tomlinson GF. Depressive symptoms and functional status predict quality of life in patients with Alzheimer's disease: cross-sectional results from the Canadian Alzheimer's Disease Quality of Life (CADQOL) Study. CGS 2008 Meeting. *Journal of the American Geriatrics Society* 2008;56(S1):S2-S3.
25. Naglie G., Comrie J., Beattie L., Bergman H., Black S., Borrie M., Byszewski A., Freedman M., Hogan D., Irvine J., **Krahn M.**, MacKnight C., Patterson C., Ritvo P., Streiner D., Kowgier M. and Tomlinson G. Patient and Caregiver Quality of Life in Alzheimer's Disease in Relation to Dementia Severity. *Journal of American Geriatrics Society*. 2007;55(S1):S1-S2.
26. Chen W, Dinner K, Wong T, Heathcote J, **Krahn M**. A cost-effectiveness analysis of hepatitis C screening among immigrants in Canada. *Canadian J Gastroenterology*. 2008;21(Suppl A):14A
27. Chen W, Dinner K, Wong T, Heathcote J, **Krahn M**. A cost-effectiveness analysis of hepatitis C screening among immigrants in Canada. *Canadian Hepatology* 2007;46(4):891A
28. John-Baptiste A, **Krahn M**, George Tomlinson. Natural History of Chronic HCV infection obtained through Injection Drug Use: A Bayesian Meta-Analysis. *Canadian Journal of Gastroenterology*. 2007;21(Suppl A):126A.
29. van der Velde G, Llewellyn-Thomas H, Hogg-Johnson S, Hurwitz E, Cassidy JD, Côté P, **Krahn M**. Neck pain patients' evaluative scores for their current health state. 14th Annual Conference of the International Society for Quality of Life Research, October 10-13, 2007, Toronto, Canada. *Quality of Life Research Supplement*, A-111, Abstract #1800.
30. Anonychuk A, Gilca V, Pham B, Duval B, Bauch C, **Krahn M**. Burden and cost of hepatitis A infection in Canada. 7th Canadian Immunization Conference, Winnipeg Dec 3-6, 2006.
31. Tricco A, Pham B, Duval B, De Serres G, Gilca V, Vrbova L, Anonychuk A, **Krahn M**, Moher D.

Published data underestimates the burden of hepatitis A intervention triggered by infected food handlers. 7th Canadian Immunization Conference, Winnipeg Dec 3-6, 2006.

32. Sander B, Tomlinson G, **Krahn M**, The Cost-Utility Of Ontario's Universal Influenza Immunization Program, 28th Annual Meeting of the Society for Medical Decision Making, Boston, Massachusetts, October 14-18, 2006.
33. Chen W, Wong T, Tomlinson G, **Krahn M**, Heathcote EJ. Prevalence and predictors of obesity among individuals with positive hepatitis C antibody in a tertiary referral clinic. *Hepatology* 2007;46(4):632A
34. Chen WD, Heathcote J, **Krahn M**. Primary prevention of esophageal variceal bleeding among cirrhotic patients with hepatitis C and grade 2 to 3 esophageal varices: a cost-utility analysis. *Gastroenterology*.2006;130(suppl 2)A811
35. Chen W, **Krahn M**. Review: Ribavirin is not better than placebo in chronic hepatitis C infection. *ACP J Club* 2006;145(2):47
36. Nelson E, Fraser G, Connors A, Barry M, **Krahn M**, Conaway M, Bashore R, Wolf A, Kilbridge K. Misunderstanding of Prostate Cancer (CaP) among African American (AA) Men of Lower Socioeconomic Status (Lo-SES), 2006 ASCO Annual Meeting, Atlanta, Georgia, June 2-6, 2006
37. Bauch C.T., Rao A, Pham B, **Krahn M**, Gilca V, Duval B, Chen M.H., Tricco A. Implications of universal hepatitis A vaccination in Canada: Predictions of a dynamic model. Ninth Annual Conference on Vaccine Research, National Foundation for Infectious Diseases; Baltimore May 8-10, 2006.
38. Chen WD, Heathcote J, **Krahn M**. Prevalence and predictors of high body mass index among native born and immigrant patients with chronic hepatitis C in Canada. *Gastroenterology* 2006;130(suppl 2):A780
39. Chen WD, Heathcote J, **Krahn M**. Primary prevention of esophageal variceal bleeding among cirrhotic patients with hepatitis C and grade 2 to 3 esophageal varices: a cost-utility analysis. *Can J Gastroenterol* 2006;20(3):193
40. Menon D, **Krahn M**, Pham B. A tale of two university-based health technology assessment initiatives. CCOHTA Invitational Symposium, Ottawa 2006 (accepted).
41. Anonychuk A, Duval B, Bauch C, **Krahn M**, Pham B, Gilca V, Tricco A. Under-reporting of hepatitis A case notification data in a low endemic country. *Can J Gastroenterol* 2006;20(3):193.
42. Anonychuk A, Duval B, Bauch C, **Krahn M**, Pham B, Gilca V, Tricco A. Methodological issues in cost effectiveness evaluation of hepatitis A vaccine: A systematic review. *Can J Gastroenterol* 2006;20(3):193.
43. Thein HH, Butler T, **Krahn M**, Rawlinson W, Levy M, Kaldor J, Dore G. The effect of hepatitis C virus infection on health-related quality of life in prisoners. *Can J Gastroenterol* 2006;20(3):211
44. Varenbut M, John-Baptiste J, Teplin D, Lingley M, Daiter J, **Krahn M**. Treatment of hepatitis C infection in patients on Methadone maintenance in a community setting. *Can J Gastroenterol* 2006;20(3): 212.
45. Bremner K, Bayoumi A, Sherman M, **Krahn M**. Management of solitary 1-2 cm liver nodules in patients with cirrhosis: a decision analysis. *Can J Gastroenterol* 2006;20(3):194.
46. **Krahn M**, Forde N, Mamdani M, Laporte A, Alibhai S, Bremner K, Tomlinson G, Naglie G. Design of longitudinal cost models for the prostate cancer policy model. Society for Medical Decision Making Annual Meeting, 2006;26(1):E31
47. Thein HH, Maruff P, **Krahn M**, Kaldor J, Koorey D, Brew B, Dore G. Cognitive and mood effects of antiviral therapy in HCV monoinfected and HIV/HCV coinfecting individuals. *Can J Gastroenterol* 2006;20(3): 210.
48. Naglie G, Comrie J, Bacher Y, Beattie L, Bergman H, Black S, Borrie M, Byszewski A, Freedman M, Hogan D, Irvine J, **Krahn M**, MacKnight C, Patterson C, Ritvo P, Silberfeld M, Streiner D, Tomlinson G. Quality of life in Alzheimer's disease by severity level: Preliminary results from the Canadian Alzheimer's Disease Quality of Life (CADQOL) Study. *The Canadian Journal of Geriatrics* 2006;9:66.
49. Pham B, Tricco A, **Krahn M**. Markov Models for cost effectiveness analyses: A framework for assessing external consistency. *SMDM* Jan-Feb 2006:E7
50. Bauch C, Tricco A, Rao A, Gilca V, Duval B, Pham B, **Krahn M**. Evaluating periodicity of disease transmission prior to cost effectiveness evaluation of immunization programs. *Medical Decision Making* Jan-Feb 2006:E8
51. **Krahn M**, Forde N, Mamdani M, Laporte A, Alibhai S, Bremner K, Tomlinson G, Naglie G. Design of longitudinal cost models for the prostate cancer policy model. *MDM* Jan-Feb 2006:E31

52. Bremner K, Tomlinson G, Alibhai S, Laporte A, Naglie G, **Krahn M**. Effect of age on preferences for health outcomes in prostate cancer. *MDM Jan-Feb 2006*:E35.
53. Sander B, John-Baptiste J, Maetzel A, **Krahn M**. Dynamic and cohort approaches to modeling influenza epidemics convergence or divergence? *MDM Jan-Feb 2006*:E39.
54. Anonychuk A, Tricco A, Bauch C, Gilca V, Duval B, Pham B, **Krahn M**. Methodological issues in cost-effectiveness evaluation of hepatitis A vaccine: A systematic review. *MDM Jan-Feb 2006*:E69.
55. Pham B, Bauch C, Chen M, Tricco A, Rao A, **Krahn M**. Use of catalytic modeling to estimate hepatitis A incidence in a low endemicity country: implications for modeling immunization policies. *Pharmacoepidemiology and Drug Safety 2005*;14:S138.
56. Cohen JH, Faughnan ME, Letarte M, Vandezande K, Kennedy SJ, **Krahn M**. Cost comparison of genetic and clinical screening in families with hereditary hemorrhagic telangiectasis. *Am J Med Genet A*. 2005 Aug 30; 137(2):153-60.
57. **Krahn M**, Witkos M, Sanders G, Sugano D, Cantor S. What would make the society and the annual meeting better? A survey of the society for medical decision making membership. *Medical Decision Making Jan-Feb 2005*;25(1):E53.
58. Bremner K, Bayoumi A, Sherman M, **Krahn M**. Bopsy or resection for single small liver nodules in patients with compensated cirrhosis – A decision analysis. *Medical Decision Making Jan-Feb 2005*;25(1):E36.
59. Chen H, Bauch C, Foty R, Pham B, **Krahn M**. Use of catalytic modeling to estimate hepatitis A incidence in a low endemicity country: implications for modeling immunization policies. *Medical Decision Making Jan-Feb 2005*;25(1):E19.
60. Sander B, Naglie G, **Krahn M**, Maetzel A. Prevention or treatment of influenza in healthy adults – a cost-effective option for society? *Medical Decision Making*. July/August 2004;24(4):438.
61. Alibhai SMH, Leach M, Tomlinson G, **Krahn M**, Fleshner NE, Holowaty E, Naglie G. Complications after radical prostatectomy as a function of age, comorbidity and time. *Journal of Urology 2004*;171 (4 suppl.):216.
62. Alibhai SMH, **Krahn M**, Cohen MM, Fleshner NE, Tomlinson G, Naglie G. What is the optimal comorbidity index for use in older people with cancer? *Proc Int Soc Geriatr Oncol 2004*; 5:119.
63. Leach M, Tomlinson G, Naglie G, **Krahn M**, Fleshner NE, Holowaty E, Alibhai SMH. Temporal trends in the treatment of prostate cancer in Ontario: 1990-1999. *Geriatrics Today: J Can Geriatr Soc 2004*; 7(3):109.
64. Naglie G, Tomlinson G, Tansey C, Irvine J, Ritvo P, Black S, Freedman M, Silberfeld M, **Krahn M**. Validity of utility-based quality of life measures in Alzheimer's disease. *The Gerontologist 2004*;44(Special Issue 1):256.
65. Naglie G, Tomlinson G, Tansey C, Irvine J, Ritvo P, Silberfeld M, **Krahn M**. Measuring quality of life and general health perceptions in Alzheimer's disease. *The Gerontologist 2003*;43(Special Issue 1):304.
66. Bremner KE, Chong CAKY, Tomlinson G, **Krahn M**. A meta-analysis of utilities for prostate cancer. *Medical Decision Making 2003*;23(6):544.
67. Bremner KE, **Krahn M**. Do marker states improve the performance of direct utility measures? *Medical Decision Making 2003*;23(6):544.
68. John-Baptiste A, Cook T, Straus S, Naglie G, Tomlinson G, **Krahn M**. Economic and health consequences of a hyperbaric oxygen chamber in the international space station. *Medical Decision Making 2003*;23(6):544.
69. Bremner KE, Tomlinson GA, Naglie G, Ritvo P, Irvine J, **Krahn M**. Prostate cancer patients' preferences for outcomes described by a multiattribute health state classification system for prostate cancer. *Medical Decision Making*. 22(6): 549, 2002 Nov/Dec.
70. Chong CAKY, Naglie IG, **Krahn M**. Number needed to mislead? NNT does not accurately predict health benefit or efficiency. *Medical Decision Making*. 2002 Nov/Dec;22(6): 531.
71. John-Baptiste A, Remis RS, Ritvo P, Doria AS, **Krahn M**. Estimating the potential cost-effectiveness of a preventive hepatitis C vaccine. *Medical Decision Making*. 2002 Nov/Dec 22(6):534.
72. Bremner KE, Tomlinson GA, Naglie G, Ritvo P, Irvine J, **Krahn M**. Predictors of prostate cancer patients' utilities for outcomes described by a multiattribute health state classification system for prostate cancer. *Medical Decision Making*. 22(6): 559, 2002 Nov/Dec.
73. Tomlinson GA, Bremner KE, Naglie G, Ritvo P, Irvine J, **Krahn M**. Development and validation of a

- multi-attribute utility function for a multiattribute health state classification system for prostate cancer. *Medical Decision Making*. 22(6): 560, 2002 Nov/Dec
74. Bremner KE, Naglie G, Tomlinson G, Ritvo P, Irvine J, **Krahn M**. Responsiveness of disease-specific and generic utility instruments in prostate cancer patients. *Medical Decision Making* 2001; 21: 525.
 75. Tzanetos K, Cavalcanti R, **Krahn M**. Optimal length of anticoagulation after a first episode of idiopathic venous thromboembolism. *Medical Decision Making* 2001; 21: 517.
 76. Alibhai SMH, **Krahn M**, Gohen MM, Fleshner NE, Naglie G. Does patient age influence prostate cancer tumour severity at diagnosis? *Gerontology* 2001;47(Suppl 1):476-477.
 77. **Krahn M**, Wong J, Heathcote J, Scully L, Seeff L. Allocating funds from a national compensation agreement using Markov modeling: the case of the 1986-90 post-transfusion hepatitis C victims. *Medical Decision Making* 2001; 21: 527.
 78. Jong P, Lee D, Liu PP, **Krahn M**. Cost-effectiveness of carvedilol versus standard care in the treatment of mild to moderate heart failure. *Medical Decision Making* 2001; 21: 538.
 79. Maetzel A, **Krahn M**, Naglie G. Short-term pain for long-term gain: alternate approaches to incorporation of short-term utilities into cost-utility analyses. *Medical Decision Making* 2001; 21: 541.
 80. **Krahn M**, Sherman M, Hogg R, Remis R, Zhou S, Wu J. Universal hepatitis A vaccination for adolescents and children in Canada: a cost-effectiveness and cost-utility analysis. *Medical Decision Making* 2001; 21: 542.
 81. Chong C, Gulamhussein A, Heathcote EJ, Lilly L, Sherman M, Naglie G, **Krahn M**. Health-state utilities and quality of life in hepatitis C patients. *Medical Decision Making* 2001; 21: 525.
 82. **Krahn M**, Wong J, Heathcote J, Scully L, Seeff L. Allocating funds from a national compensation agreement using Markov modeling: the case of the 1986-90 post-transfusion hepatitis C victims. *Medical Decision Making* 2001; 21: 527.
 83. Jong P, Lee D, Liu PP, **Krahn M**. Cost-effectiveness of carvedilol versus standard care in the treatment of mild to moderate heart failure. *Medical Decision Making* 2001; 21: 538.
 84. Maetzel A, **Krahn M**, Naglie G. Short-term pain for long-term gain: alternate approaches to incorporation of short-term utilities into cost-utility analyses. *Medical Decision Making* 2001; 21: 541.
 85. **Krahn M**, Sherman M, Hogg R, Remis R, Zhou S, Wu J. Universal hepatitis A vaccination for adolescents and children in Canada: a cost-effectiveness and cost-utility analysis. *Medical Decision Making* 2001; 21: 542.
 86. Naglie G, Tansey C, **Krahn M**, Irvine J, Ritvo P, Tomlinson G, Silberfeld M. Evaluation of three generic utility-based quality of life measures in Alzheimer's disease. *Gerontology* 2001;47(Suppl 1):526.
 87. Alibhai S, **Krahn M**, Gohen M, Fleshner N, Naglie G. Does patient age influence prostate cancer tumour severity at diagnosis? *Gerontology* 2001;47(Suppl 1):476-477.
 88. Maetzel A, **Krahn M**, Naglie G. The cost-effectiveness of celecoxib and rofecoxib in patients with osteoarthritis or rheumatoid arthritis. *Arthritis & Rheumatism* 2001;44(Suppl. 9):
 89. Alibhai SMH, **Krahn M**, Cohen MM, Fleshner NE, Naglie G. Older patients receive less aggressive treatment for clinically localized prostate cancer. *Clinical and Investigative Medicine* 2000; 23(5):332.
 90. Alibhai S, Nam R, Naglie G, Trachtenberg J, **Krahn M**. Influence of age, comorbidity, and source of efficacy data on optimal treatment choice for localized prostate cancer: a decision analytic view. *Clinical and Investigative Medicine* 2000; 23(5):331-332.
 91. **Krahn M**, Ritvo P, Naglie IG, Irvine J, Trachtenberg J. Utilities in prostate cancer: implications for clinical and health policy. *Clinical and Investigative Medicine* 1999.
 92. **Krahn M**, Wong J, Heathcote EJ, Scully L, Seeff L. Prognosis of post transfusion hepatitis C virus infection. *Clinical and Investigative Medicine* 1999.
 93. **Krahn M**, Ritvo P, Naglie I, Irvine J, Trachtenberg J. Patient and population preferences for outcomes in prostate cancer. *Medical Decision Making*. 1998;18:472.

94. **Krahn M**, Guasparini R, Sherman M, Detsky AS. Costs and cost effectiveness of a universal adolescent hepatitis B vaccination program in British Columbia. Podium presentation, Royal College of Physicians and Surgeons annual meeting. Clinical and Investigative Medicine 1997).
95. **Krahn M**, Ritvo P, Naglie IG, Irvine J, Trachtenberg J. Construction of a multiattribute utility instrument for prostate cancer. Medical Decision Making. 1997;17:528.
96. Naglie G, **Krahn M**, Tansey C, Bolley H, Detsky A. Cost utility analysis of coronary bypass surgery versus medical therapy in the elderly. Medical Decision Making. 1997;16:442.
97. Naglie G, Tansey C, **Krahn M**. Seniors' preferences for chronic health states: utility assessments of heart disease, stroke, and dementia. Medical Decision Making. 1997;17:521.
98. Naglie G, **Krahn M**, Tansey C, Bolley H, Detsky A. Cost-Utility Analysis of Coronary Artery Bypass Surgery Versus Medical Therapy in the Elderly. Medical Decision Making 1997;16:442.
99. Bloomfield DJ, Tannock IF, **Krahn M**. Should Luteinizing Hormone Releasing Hormone (LHRH) Agonists be Continued in the Presence of Hormone Refractory Metastatic Prostate Cancer? A Decision Analysis. Medical Decision Making 1996;16:470.
100. **Krahn M**, Naglie IG, Irvine J, Ritvo P, Trachtenberg J. Patient and expert quality of life ratings in the construction of an empirically devised domain linked utility instrument for prostate cancer. Medical Decision Making 1996;16:470.
101. Naglie G, Tansey C, Bolley H, **Krahn M**, Detsky A. Coronary Bypass Surgery in the Elderly: How Much Does It Cost? Journal of the American Geriatric Society 1995; 43: SA53.
102. Naglie G, Tansey C, Bolley H, **Krahn M**, Detsky A. An Itemized Costing of Coronary Artery Bypass Surgery in the Elderly. The Toronto Hospital and The University of Toronto. Clinical and Investigative Medicine 1995 (Suppl);18:B61.
103. **Krahn M**, Detsky AS. Costs and cost effectiveness of British Columbia's grade six hepatitis B vaccination program. Medical Decision Making 1995;15:433
104. Taylor MC, **Krahn M**, Langer B, Taylor B. The management of liver metastases from colorectal cancer-a decision analysis. Medical Decision Making 1995;15:433.
105. **Krahn M**, Mahoney J, Eckman M, Detsky AS. PSA Screening for prostate cancer: a decision analytic perspective Journal of Urol 1993; 148:299A.
106. **Krahn M**, Detsky AS. Universal Vaccination for Hepatitis B in North America. Clinical Research; 39:379A, 1991.
107. **Krahn M**, Naylor CD, Basinski AS, Detsky AS. Quality of Life and Cholesterol Policy. Clinical Research; 38: 282A, 1990.

Guidelines

1. Mittmann N, Evans W.K., Rocchi A, Longo C.J., Au H.J., Husereau D., Leighl N., Isogai P., **Krahn M**, Peacock S, marshall D, Coyle D, Malfair Taylor S.C., Jacobs P, Oh P.I. Addendum to CADTH's Guidelines for the Economic Evaluation of Health Technologies: Specific Guidance for Oncology Products. Ottawa: Canadian Agency for Drugs and Technologies in Health; 2009

Letter (Correspondence)

1. Alibhai S, Leach M, Tomlinson G, **Krahn M**, Fleshner N, Holowaty E, Naglie G. 30 day mortality and major complications after radical prostatectomy: Influence of age and comorbidity. *J Natl Cancer Inst.* 2006 Mar 15;98(6):421-2.

Invited Lectures

A. National / International:

1. Introduction to Health Technology Assessment. SMDM Asia Pacific, Singapore, January 6, 2014
2. Plenary Speaker, Applied Research Conference in Cancer Control (ARCC) 2013, Vancouver, May 27, 2013
3. Panel Discussion, CADTH 2013, St. Johns, NL, May 5, 2013, won for "Best Idea"
4. Keynote speaker, Canadian Symposium on Hepatitis C Virus. Victoria, BC. March 4, 2013
5. HTA Institute: Health Technology Assessment for Decision Maker. Beijing University, Sept 12 -14, 2012, Beijing, China.
6. Health Technology Assessment in Ontario. European SMDM, Oslo Norway, June 12, 2012
7. 2011 CISNET Annual Meeting, Natcher Conference Center in Bethesda, MD
8. 2010 Annual Meeting of the Canadian Agency for Drugs and Technologies in Health (CADTH), Halifax
9. End of life care for elderly patients with advanced lung cancer in Ontario and the United States. 2010 Annual Canadian Association for Health Services and Policy Research (CAHSPR) Conference. Toronto, ON May 10-13, 2010
10. Keynote address - 2010 Annual Meeting of the Canadian Association for Population Therapeutics (CAPT), Toronto, March 28-30.
11. Relative influence of treatment and prevention strategies on mortality: The Ontario experience. Canadian Cardiovascular Society, Edmonton, AB, Oct 24-28, 2009.
12. Modeling best practice to treat small HCC. 60th Annual Meeting AASLD Symposium, Boston MA, USA, Oct 30-Nov 3, 2009.
13. Collaboration between HTA agency and health authority: Ontario Canada. 6th Annual meeting HTAi Globalisation and Health Technology Assessment. Singapore June 21-24, 2009.
14. Effect of age on preferences for health outcomes in prostate cancer. ASCO The Prostate Cancer Symposium, Orlando, Florida, February 22-24, 2007.
15. The patient-oriented prostate utility scale (PORPUS-U_i) – a prostate cancer-specific utility instrument. ASCO The Prostate Cancer Symposium, Orlando, Florida, February 22-24, 2007.
16. Predictors of life-time and stage-specific costs of prostate cancer. ASCO The Prostate Cancer Symposium, Orlando, Florida, February 22-24, 2007
17. Decision analysis in prostate cancer outcomes assessment. ASTRO Health Services Research Meeting, October 2006, San Diego.
18. Economic evaluation in the assessment of new vaccines. Journees Annuelles de Sante Publique. October 2006, Montreal.
19. Health technology assessment in Canada: problems and opportunities. Canadian Association for Population Therapeutics 2006, Toronto
20. Age-thresholds for prostate cancer screening. Iowa Department of Public Health Consensus guidelines meeting, April 2005
21. Burden of illness in HCV infection. National planning meeting for HCV-related behavioural research. February 2003, Toronto
22. Screening for hepatocellular carcinoma. AASLD Screening Workshop, Atlanta, February 2003
23. Economic evaluation of cancer screening programs. Cape Breton Regional Cancer Symposium. Cape Breton, NS, October 2001
24. Quality of life and economic outcomes in localized prostate cancer. ASTRO Consensus Development Meeting, San Francisco, October 2001.
25. Prostate cancer; is there value in treatment. Prostate Cancer Symposium, Whistler, BC, March 2000.
26. Uncertainty in prostate cancer. Prostate Cancer Symposium Whistler, BC.
27. WHO task force on neck pain scientific meeting: Decision analysis, an introduction. Toronto, September 1999.
28. "Principles of decision analysis." American Academy of Orthopedic Surgeons short course on Outcomes, Measurement, and Effectiveness, Chicago, July 1998.

29. "Utility Aspects of Quality of Life Measurement in Prostate Cancer." Prostate, Lung, Colorectal, and Ovarian (PLCO) Trial Investigators' Quality of Life Meeting. National Institutes of Health, Bethesda, Maryland, April 1995.
30. "Screening for Prostate Cancer: A Decision Analytic View." Medical Grand Rounds Englewood Hospital and Medical Center, Englewood, New Jersey, USA. May, 1995.
31. "Conservative Treatment of Localized Prostate Cancer." Medical Advisory Council on Urology Annual Meeting. Carmel CA, April 1994.
32. "Issues in COPD Screening: A Decision Analytic View." COPD 1992: Second
33. "A Clinician's Guide to Cost Effectiveness" Group Health Association of America Annual Meeting, February 1991.
34. "Quality of Life Issues in Cholesterol Lowering," National Heart, Blood, and Lung Institute Conference on Cholesterol Lowering in Adults, Sept. 1990.

B. Provincial:

1. Developing a Values Based Framework for Decision Making in Technology Assessment (and Health). CADTH Lecture Series. March 12, 2015, Ottawa, ON.
2. HTA Institute: Health Technology Assessment for Decision Maker. Dalhousie University. July 14 - 16, 2014.
3. Panel Discussion: HTA Guidance: Key factors that lead to favorable assessments. 3rd Annual Medical Device Innovation & Market Access Strategies in Canada. May 1-2, 2014, Ottawa.
4. Economic Model. CADTH HepC Workshop April 25, 2014, Ottawa, ON
5. HTA Institute: Health Technology Assessment for Decision Maker. University College July 26-28, 2013, Toronto, Ontario
6. Symposium on early HTA, CADTH May 5- 7, 2013, St. John's, Newfoundland.
7. Opportunities for Collaboration over the Lifecycle of Health Technologies. CADTH Board of Directors Retreat, September 26, 2012
8. HTA Institute: Health Technology Assessment for Decision Maker. Medical Science Building, University of Toronto, July 25 - 27, 2012, Toronto, Ontario
9. "Costs for End-of-Life Care for Elderly Patients with Advanced Lung Cancer in Ontario" Canadian Cancer Research Conference November 2011
10. HTA Institute: Health Technology Assessment for Decision Maker. University of Toronto, July 20- 22, 2011, Toronto, Ontario
11. "Paradigms in Health Technology Assessment" BCCDC April 3, 2009
12. "Conditionally funded field evaluations in Ontario" 2009 CADTH Invitational Symposium, March 17, 2009
13. "Three scientific paradigms in health technology assessment: Experiences of the committee to evaluate drugs in Ontario." 2007 CADTH Invitational Symposium, April 2007
14. "The concept of cost-efficiency in immunization programs." 10th JASP Symposium, Montreal, October 2006
15. "Modeling outcomes in prostate cancer". Issues and Controversies in Prostate Cancer Care. Whistler, BC., March 1999.
16. "Risk, uncertainty, and decision-making in prostate cancer". Issues and Controversies in Prostate Cancer Care. Whistler, B.C., March 1999
17. "Introduction to decision analysis." Institute of Pharmacoeconomics short course, Calgary, Alta, January 1998.

18. "Screening for Prostate Cancer," Grand Rounds, St. Paul's Hospital, Vancouver, November 1994.
19. PSA Screening for Prostate Cancer." Canadian Urological Association annual meeting, Quebec City, March 1993
20. "The Cost of Asthma in Canada." Atlantic Respiriology Conference, Halifax, November 1993.
21. "Cost Effectiveness of Universal Hepatitis B Vaccination." Society of Community Medicine and Public Health of Quebec, November 1991.
22. "Cost Effectiveness of Universal Hepatitis B Vaccination of Neonates," National Advisory Committee on Immunization, Ottawa, April 1990.

C. Local:

1. Health Technology Assessment in Ontario. Clinical Epidemiology Synthesis Sessions, March 23, 2015 or April 20, 2015, Toronto, Ontario
2. Health Technology Assessment in Ontario (and UHN). General Internal Medicine/Geriatrics Division Grand Rounds. February 19, 2015, Toronto, ON
3. Research Development Advisory Committee. Emerging health services research at UHN. Collaborative Academic Practice (CAP). UHN Research, February 18, 2015, Toronto, ON
4. Health Technology Assessment: Evidence, cost-effectiveness and social value. Cancer Care Ontario Prevention Intervention Workshop, January 28, 2015, Toronto, Ontario
5. Evaluation of complex health interventions. Baycrest Geriatric Medicine Rounds. December 4, 2014, Toronto, Ontario.
6. Sleep Apnea screening and smoking cessation. Yogendran memorial lecture grand round. October 3, 2014, Toronto Western Hospital, Toronto, Ontario
7. Systematic review on treatment decision-making for older adults with Cancer. February 10, 2014 Hart House, Toronto, ON
8. End-of-life Care, 6th Annual THETA Symposium, May 30, 2013, Toronto Ontario
9. Vaccine Pharmacoeconomics Workshop, November 25, 2013. Toronto.
10. Living with Myeloproliferative Neoplasms: Quality of Life Indicators and Survey. Canadian MPN Network Patient & Family Support Day, November 10, 2013. Toronto
11. Health Technology Assessment in Ontario. TGR Research Day. Toronto, October 8, 2013.
12. Sunnybrook Health Sciences GIM Noon Rounds, Toronto, February 25, 2013
13. HTA Aspects of Evaluation of Robotic Surgery. Robotic Surgery Retreat. Toronto, February 1, 2013.
14. Health Technology Assessment in Ontario, SMH clinical and Population Research Rounds. Toronto, January 17, 2013.
15. Health Technology Assessment in Ontario. UTM Guest Lecture, September 25, 2012. Toronto
16. Knowledge Translation to Policy: Chronic Wound Prevention & Wound Care Delivery. THETA 3rd Annual KT Symposium, May 10, 2012, Toronto, ON
17. Challenges of Quality, Evidence and Patient-Centered Care. IHPME Research Day, May 2, 2012, Toronto
18. Knowledge Translation to Policy: Cardiovascular Research & Personalized Medicine. THETA 2nd Annual KT Symposium, May 13, 2011, Toronto, ON
19. Knowledge Translation to Policy: Wound Care and Cardiovascular Research. THETA 1st Annual KT Symposium, May 27, 2010, Toronto, ON
20. Three scientific paradigms in health technology assessment. Sigma Xi Distinguished Lecture Series, University of Toronto. November 26, 2009, Toronto, ON.
21. Three paradigms in Health Technology Assessment: How decisions are made about funding new drugs and

- other technologies. East End Community Health Centre Annual General Meeting, June 17, 2009, Toronto, ON.
22. Field Evaluations in HTA, Second Annual THETA Symposium, May 22 - 24, 2009, Niagara-on-the-Lake, Ontario
 23. Paradigms in Health Technology Assessment. HCTP Annual Interdisciplinary Workshop
 24. March 26-27, 2009 St. Andrew's Club & Conference, Toronto, ON
 25. "Conditionally funded field evaluations in Ontario." HPME city-wide clinical epidemiology rounds March 25, 2009.
 26. "Pharmacists and Pharmacoeconomics." Leslie Dan Faculty of Pharmacy, University of Toronto, March 2006
 27. Are "cost effectiveness" analyses of value in determining cancer drug funding. Cancer systemic therapy search conference, McLean House, The estates of Sunnybrook, September 2005
 28. "Prevalence and predictors of high body mass index among native born and immigrant patients with chronic hepatitis C." Research Day, Toronto 2005
 29. "The cost-utility of Ontario's universal influenza immunization program (UIIP)." Research Day, Toronto 2005.
 30. Health economics, outcomes research, and health services research in prostate cancer. Bierstock lecture. Toronto, September 2001.
 31. "Estimating the Prognosis of Hepatitis C Patients Infected by Transfusion in Canada between 1986 and 1990", Grand Rounds, the Toronto General Hospital, May 2000.
 32. "Decision sciences and economic evaluation." Cardiology trainees, The Toronto Hospital, February 1999.
 33. "The Value of Treatment in Prostate Cancer: The Role of Decision Models in Clinical Policy and Patient/Physician Decision Support." Opening of the Prostate Centre, University Health Network, Toronto, September 1999.
 34. Modeling hepatitis C outcomes." Canadian Association for the Study of the Liver Conference on hepatitis C prognosis, Toronto, September 1998.
 35. "PSA Screening for Prostate Cancer." 1st Annual Retreat, Department of Preventive Oncology, University of Toronto, Toronto, May 1997.
 36. "Principles of Economic Evaluation in Screening Programs," invited seminar, annual meeting of the Canadian Society for Epidemiology and Biostatistics, London, Ontario, May 1997.
 37. "Cost Effectiveness of Spirometric Screening for COPD," COPD Round Table, Toronto, Ontario, May 1996.
 38. "Principles of Health Economics," Palliative Care Rounds, the Toronto Hospital, February 1996
 39. "Uncertainty," Grand Rounds, The Toronto Hospital, Western Division, March 1996
 40. "Cost Effectiveness of Hepatitis B Vaccination," Grand Rounds, The Toronto Hospital, April 1996.
 41. "PSA Screening for Prostate Cancer," Grand Rounds, The Toronto Hospital, Western Division, Toronto, February 1995.
 42. "PSA Screening for Prostate Cancer: A Decision Analytic View." Rounds at the National Cancer Institute, Bethesda, Maryland, April 1995.
 43. "Biochemical Screening for Prostate Cancer." Ontario Medical Association Annual Meeting , Section on Laboratory Medicine and Hematology /Medical Oncology. Toronto, May 1995.
 44. "PSA Screening for Prostate Cancer," Grand Rounds, The Toronto Hospital, General Division, Toronto, May 1995.
 45. "Screening for Prostate Cancer: A Decision Analytic View." Laboratory Medicine Series. Telemedicine Canada, Toronto, June 1995.

46. "Cost Effectiveness of BC's Grade Six HBV Vaccination Program." Telemedicine Canada. Toronto, October 1995.
47. "A Decision Analytic View of PSA Screening for Prostate Cancer." Mount Sinai Hospital, Grand Rounds. Toronto, November 1995.
48. "Principles of Economic Evaluation in Cancer Screening." Citywide Clinical Biochemistry Rounds, Mount Sinai Hospital, Toronto, November 1995.
49. "New Research Findings in Screening and Treatment for Prostate Cancer." Minisymposium: Advances in PSA. Division of Clinical Biochemistry, University of Toronto. November, 1995.
50. "Screening for Prostate Cancer." Ontario Cancer Treatment and Research Foundation Annual Research Symposium. Toronto, April 1994.
51. "Guidelines for Hepatitis B Vaccination in Childhood." Canadian Task Force on the Periodic Health Examination. Toronto, April 1994.
52. "Dying with or Dying from Prostate Cancer: A Decision-Analytic View of the Screening Question." Proceedings of the OCTRF Cancer Epidemiology Seminar. Toronto, April, 1994.
53. "Screening for Prostate Cancer," Grand Rounds, Wellesley Hospital, Toronto. October 1994.
54. "The Debate on Prostate Cancer Screening," presentation to Friends of the University of Toronto, Gluskin, Scheff and Associates, Toronto. November 1994.
55. "Quality of Life, Patient Empowerment, and Decision Support in Prostate Cancer," NCIC Forum, Toronto, February 1994.
56. "PSA Screening for Prostate Cancer." American Academy of Insurance Medicine Annual Meeting, Toronto, September 1993.
57. "PSA Screening for Prostate Cancer," OMA Section on Family Practice meeting, Toronto, May 1993
58. "Screening for Prostate Cancer: A Decision Analytic View." Ontario Society of Clinical Biochemists Annual Meeting, North York, Ontario. October 1993.
59. "The Cost Effectiveness of Asthma Education." First Annual Conference on Asthma and Education. Toronto, November 1993.
60. "Decision Support for Localized Cancer Treatment Decisions." Prostate Centre anniversary, Toronto, March 1993.
61. Annual Conference on COPD in Canada. Toronto, June 1992.
62. "PSA Screening for Prostate Cancer." University of Toronto CME Prostate Cancer Symposium, Toronto, September 1992

Presentation and Special Lectures

1. Seattle Panel Meeting. Seattle, WA February 11- 13th, 2015
2. **Krahn M**, Miller F, Bayoumi A, Giacomini M, Goeree R, Wagner F, Winsor S, Schunemann H, van de Velde G, Pham B, Petersen S, Brooker AS, Rac V. Improving the appraisal of non-drug technologies: Revising the Ontario Decision Framework. 2015 CADTH Symposium Apr 12 -14, TCU Place in Saskatoon, SK. [accepted for panel session]
3. Rac V, Abrahamyan L, **Krahn M**. Complex interventions for comparative effectiveness and health technology assessment. 2015 CADTH Symposium April 12-14, TCU Place in Saskatoon, SK [accepted for 1/2 day workshop]
4. **Krahn M**, Wong W. Public policy in the post-interferon era: Can we afford to cure Hepatitis C? 2015 CADTH Symposium April 12 - 14, TCU Place in Saskatoon, SK [accepted for panel sessions].
5. Wong W, Feld J, **Krahn M**. Cost-effectiveness of a one-time national hepatitis C screening program: impact of a selective drug reimbursement policy. 2015 CADTH Symposium April 12-14, TCU Place in Saskatoon, SK [accepted oral presentation]
6. Miller F, Barg C, **Krahn M**, Lehoux P, Peacock S, Rac V. Two solitudes: HTA and procurement as

- pathways to the adoption of health technologies. 2015 CADTH Symposium April 12-14, TCU Place in Saskatoon, SK [accepted for oral presentation]
7. Rac V, Wong J, Mitsakakis N, Haratsidis E, **Krahn M**. Implementation challenges of a community-based pragmatic randomized controlled trial in wound care. 2015 CADTH Symposium April 12-14, TCU Place in Saskatoon, SK [accepted for poster presentation]
 8. Mitsakakis N, Bremner K, **Krahn M**. Benefits of transformations in mapping health utilities. 2015 CADTH Symposium April 12-14, TCU Place in Saskatoon, SK [accepted for poster presentation]
 9. Pechlivanoglou P, Abrahamyan L, Pham B, Hsu S, Paulden M, **Krahn M**. Projecting mortality rates in economic evaluation: A simulation study. 2015 CADTH Symposium April 12-14, TCU Place in Saskatoon, SK [accepted for poster presentation]
 10. Pham B, Fowler R, Tanuseputro P, Manuel D, Sikich N, Baidoobonso S, Pechlivanoglou P, Levin L, Guerriere D, Coyte P, **Krahn M**. Including the patient's family in cost-effectiveness analysis of end-of-life interventions. 2015 CADTH Symposium April 12-14, TCU Place in Saskatoon, SK [accepted for poster presentation]
 11. Xie X, Wang M, Schaink A, **Krahn M**. Pulmonary rehabilitation for post-acute exacerbations of chronic obstructive pulmonary disease: A cost-effectiveness and budget impact analysis. 2015 CADTH Symposium April 12-14, TCU Place in Saskatoon, SK [accepted for poster presentation]
 12. Tadrous M, mamdani MM, Juurlink DN, **Krahn M**, Levesque LE, Cadarette SM. Looking both ways before using the Disease Risk Score (DRS): Performance of the DRS in a cohort with known selection bias. International Conference in Pharmacoepidemiology and Therapeutic Risk Management Annual Meeting. October 2014, Taipei, Taiwan [poster presentation]
 13. Rac V, Abrahamyan L, **Krahn M**. Complex interventions for comparative effectiveness and health technology assessment. The 36th Annual Meeting of the Society for Medical Decision Making October 18-22, 2014. Miami, FL. (1/2 day short course teaching)
 14. Pechlivanoglou P, Abrahamyan L, Pham B, Paulden M, **Krahn M**. The impact of estimating mortality rates in cost-effectiveness analysis: A simulation study. The 36th Annual Meeting of the Society for Medical Decision Making October 18-22, 2014. Miami, FL. [oral presentation]
 15. Pham B, Fowler R, Tanuseputro P, Manuel D, Sikich N, Baidoobonso S, Pechlivanoglou P, Levin L, **Krahn M**. Cost-effectiveness analysis of palliative team care for patients nearing end-of-life. The 36th Annual Meeting of the Society for Medical Decision Making October 18-22, 2014. Miami, FL. [oral presentation]
 16. Muhlberger N, Heijnsdijk E, Kurzthaler C, **Krahn M**, Oberaigner W, Klocker H, Conrads-Frank A, Sroczynski G, Siebert U. The oncotyrol prostate cancer outcome and policy model-lessons learned from natural history calibration. The 36th Annual Meeting of the Society for Medical Decision Making October 18-22, 2014. Miami, FL.[oral presentation]
 17. Wong W, Feld J, Wong T, **Krahn M**. Cost-effectiveness of screening hepatitis C in Canada. The 36th Annual Meeting of the Society for Medical Decision Making October 18-22, 2014. Miami, FL. [poster presentation]
 18. Wong W, Hicks L, Tu HA, **Krahn M**, Pritchard K, Feld J, Chan K. Cost-effectiveness of hepatitis B virus screening before adjuvant chemotherapy in patients with early stage breast cancer. The 36th Annual Meeting of the Society for Medical Decision Making October 18-22, 2014. Miami, FL. [poster presentation]
 19. Nanwa N, Kendzerska T, **Krahn M**, Kwong J, Daneman N, Witmann W, Mittmann N, Cadarett S, Rosella L, Sander B. The economic impact of clostridium difficile: A systematic review. The 36th Annual Meeting of the Society for Medical Decision Making October 18-22, 2014. Miami, FL.[poster presentation]
 20. Rac V, Wong J, Mitsakakis N, Pechlivanoglou P, Carcone S, **Krahn M**. Wound Interdisciplinary Teams (WIT): A community-based pragmatic randomized controlled trial. The 36th Annual Meeting of the Society for Medical Decision Making October 18-22, 2014. Miami, FL.[poster presentation]
 21. Wong J, Rac V, Mitsakakis N, Haratsidis E, **Krahn M**. Implementation challenges of a community-based pragmatic randomized controlled trial in wound care. The 36th Annual Meeting of the Society for Medical Decision Making October 18-22, 2014. Miami, FL. (poster presentation)
 22. Nanwa N, Kwong J, **Krahn M**, Daneman N, Lu H, Govindarajan A, Rosella L, Cadarette S, Sander B. Adopting the phase-of-care approach to estimate costs of a secondary diagnosis of clostridium difficile.

- The 36th Annual Meeting of the Society for Medical Decision Making October 18-22, 2014. Miami, FL. [poster presentation]
23. Jiang M, Pechlivanoglou P, Wong J, Mitsakakis N, Carcone S, Pham B, Rac V, **Krahn M**. Cost-effectiveness analysis of systematic referral to multidisciplinary wound care teams in Ontario. Evidence from the wound interdisciplinary teams (WIT) trial. The 36th Annual Meeting of the Society for Medical Decision Making October 18-22, 2014. Miami, FL. [poster presentation]
 24. Tawfik A, Wodchis W, Hoch J, **Krahn M**. Estimating healthcare costs for decision-analytic models in atrial fibrillation using administrative data. The 36th Annual Meeting of the Society for Medical Decision Making October 18-22, 2014. Miami, FL. [poster presentation]
 25. Tadrous M, Mamdani MM, Juurlink DN, **Krahn M**, Levesque LE, Cadarette SM. Looking both ways before using the Disease Risk Score (DRS): Performance of the DRS in a cohort with known selection bias. Canadian Association of population Therapeutics Annual Conference. November 2014, Toronto ON, Canada [poster presentation]
 26. Tu HA, Deeks S, Morris S, Striffler L, Crowcroft N, Jamieson F, Kwong J, Coyte P, **Krahn M**, Sander B. Economic evaluation of meningococcal serogroup B childhood vaccination in Ontario, Canada. The 35th Annual Meeting of the Society for Medical Decision Making, Baltimore MD. October 19-23, 2013 (accepted for poster presentation).
 27. Boehme K, Perlis N, Finelli A, Alibhai S, Kulkarni G, **Krahn M**, Bremner K. Developing the Bladder Utility Symptom Scale (BUSS): A multiattribute health state classification system for bladder cancer. The 35th Annual Meeting of the Society for Medical Decision Making, Baltimore MD. October 19-23, 2013 (accepted for poster presentation).
 28. Wijesundera H, Wang X, Bennell M, Ko D, Abrahamyan L, Tu J, Austin P, **Krahn M**. Characteristics of multi-disciplinary heart failure clinics that predict 1-year cumulative health care costs; a population-based study. The 35th Annual Meeting of the Society for Medical Decision Making, Baltimore MD. October 19-23, 2013 (accepted for oral presentation).
 29. Wong W, Tu HA, Chen W, Feld J, Chelak K, Lee K, **Krahn M**. The hepatitis C drug pipeline: collaboration between academic and HTA agency partners to develop an early economic model. The 35th Annual Meeting of the Society for Medical Decision Making, Baltimore MD. October 19-23, 2013 (accepted for oral presentation).
 30. Bermingham S, Chandra K, Masucci L, Ieraci L, Chan B, Goeree R, **Krahn M** Seven months to complete seventy cost-effectiveness analyses! How to achieve the impossible using administrative data. HTAi. June 2013. Seoul [poster presentation]
 31. Miller F, **Krahn M**, Levin L, Pham B, and Rac VE. Early Health Technology Assessment and Sustained Innovation. Panel Discussion. CADTH Meeting. St. John, New Foundland, May 2013
 32. L Abrahamyan, Wijesundera HC, **Krahn M**, Rac VE. Exploring Gender Bias in Heart Failure Patients Treated in Specialized Multi-Disciplinary Ambulatory Clinics of Ontario. CIHR YI Forum, Toronto, Canada. May 27-29, 2013 (poster presentation)
 33. Mitsakakis N., Bremner K., and **Krahn M**. Methodological challenges in mapping a disease specific psychometric instrument to a disease specific utility instrument, Oral Presentation. 41st Annual Meeting of the Statistical Society of Canada, Edmonton, May 26-29, 2013
 34. Mitsakakis N., Bremner K., and **Krahn M**. Methodological challenges in mapping a disease specific psychometric instrument to a disease specific utility instrument [poster]. ISPOR 2013, New Orleans. May 20th 2013
 35. Miller F, **Krahn M**, Levin L, Pham B, and Rac VE. Early Health Technology Assessment and Sustained Innovation. Panel Discussion. CADTH Meeting. St. John, Newfoundland, May 2013.
 36. **Krahn M**. Lessons learned from a cross-validation between a discrete-event simulation model and a Markov Model for personalized breast cancer treatment. ISPOR 15th Annual European Congress November 3-7, 2012, Berlin, Germany.
 37. Sander B, Ormanidhi O, Paszat L, Atkin K, Murphy J, **Krahn M**, Deeks S. The cost-effectiveness of integrated cervical cancer prevention strategies in the Ontario setting - can we do better? The 34th annual meeting of the Society for Medical Decision Making, Phoenix AZ. October 17 - 20, 2012 (Oral presentation).
 38. Bremner K, **Krahn M**, Yabroff R, Hoch J, Barbera L, Liu N, Barrett M, Warren J. Opportunities and challenges in using administrative data for cross-country comparisons of health care costs. The 34th annual

meeting of the Society for Medical Decision Making, Phoenix AZ. October 17 - 20, 2012 (Poster presentation)

39. Tawfik A, Wodchis W, Hoch J, **Krahn M**. Cost-effectiveness of stroke prevention therapies in atrial fibrillation patients: A new generation of drugs. The 34th annual meeting of the Society for Medical Decision Making, Phoenix AZ. October 17 - 20, 2012 (Poster presentation)
40. **Krahn M**. Economic evaluation of mono and sequential hormone therapies for ER+ women with early breast cancer in Canada. ISPOR 15th Annual European Congress November 3-7, 2012, Berlin, Germany.
41. Bremner KE, **Krahn M**, Yabroff KR, Hoch J, Barbera L, Liu L, Barrett MJ, Warren JL. Opportunities and challenges in using administrative data for cross-country comparisons of health care costs. 34th Annual Meeting of the Society for Medical Decision Making, October 17-20, 2012 in Phoenix, Arizona, USA
42. **Krahn M**, Bremner KE, Luo J, Alibhai S. Using Administrative Databases to Estimate Health Care Costs from Adverse Drug Effect: The Case of Prostate Cancer. Biennial Society for Medical Decision Making European Meeting. June 10 - 12, 2012. Institute of Health Management and Health Economics, University of Oslo, Oslo, Norway
43. de Oliveira C, Bremner K, Gunraj N, Chan K, **Krahn M**. Evaluation of Trends in the Cost of Initial Cancer Treatment in Ontario. Canadian Association of Health Services and Policy Research, Montreal Quebec. May 29-31, 2012
44. de Oliveira C, Bremner K, Gunraj N, Chan K, **Krahn M**. First-year Costs of Cancer Care in Ontario. Canadian Centre for Applied Research in Cancer Control Conference, May 28, 2012. Montreal Quebec
45. Paulden M, Franek J, Pham B, **Krahn M**. Gene expression profiling for guiding adjuvant chemotherapy decisions in women with early breast cancer. HOPE Research Centre, Sunnybrook Research Institute, Toronto, Ontario, Canada, 24 May 2012.
46. de Oliveira C, Bremner K, Gunraj N, Chan K, **Krahn M**. Using Administrative Health Care Data to Inform Cancer Care Research and Policy: Estimating the Economic Burden of Disease. Ontario Institute for Cancer Research/Cancer Care Ontario 4th Annual Meeting, May 17, 2012. Toronto.
47. **Krahn M**, Bremner KE, Luo J, Alibhai S. Using Ontario Administrative Data to Estimate Health Care Costs of Drug Adverse Effects: The Case of Prostate Cancer. Fourth Annual Meeting of the Ontario Institute for Cancer Research/ Cancer Care Ontario Health Services Research Program. May 17, 2012
48. van der Velde G, Paulden M, Ieraci L, Wijeyesundera H, Witteman W, **Krahn M**. Cost-effectiveness of Non-invasive Cardiac Imaging Technologies in Outpatients with Suspected Coronary Artery Disease. 2012 Canadian Agency for Drugs and Technologies in Health (CADTH) Symposium, April 15 - 17, 2012, Ottawa, Canada [Concurrent Oral Session B5 (Cardiovascular) - April 16, 2012].
49. Schieir O, Hincapie CA, Cote P, Hogg-Johnson S, Paulden M, **Krahn M** et al. A cost-utility analysis of common nonsurgical treatments for neck pain. 3rd Annual North American Congress of Epidemiology. Montreal, Canada, June 21-24, 2011 [poster presentation]
50. van der Velde G, Schieir O, Hincapie C, Cote P, Hogg-Johnson S, Paulden M, **Krahn M**. Economic evaluation of the most commonly used non-surgical treatments for neck pain: A cost-utility analysis. International Health Economics Association (iHEA) 8th World Congress, July 10-13, 2011, Toronto Canada (Accepted for oral and poster presentation)
51. Wong W, Bayoumi A, **Krahn M**, Thein HH. Developing a complex agent network model to predict HIV and HCV incidence in Canada. The 3rd International Conference on Infectious Disease Dynamics, Boston, MA, USA 2011 (accepted for poster presentation)
52. Wong W, Bayoumi A, **Krahn M**, Thein HH. Developing a complex agent network model to predict HIV and HCV incidence in Canada. The 33rd Annual Meeting of the Society for Medical Decision Making, October 22-26, 2011, Chicago, IL (accepted for oral presentation)
53. van der Velde G, **Krahn M**, Paulden M, Hincapie C, Schieir O, Cote P, Hogg-Johnson S. Cost-effectiveness of the most commonly used non-surgical treatments for neck pain. 33rd Annual Meeting of the Society for Medical Decision Making, October 22-26, 2011, Chicago IL (accepted for poster presentation).
54. Wong WWL, Woo G, Heathcote JE, **Krahn M**. Disease Burden of Chronic Hepatitis B among Immigrants in Canada. The 33rd Annual Meeting of the Society for Medical Decision Making, October 22-26, 2011, Chicago IL (accepted for poster presentation)
55. Khor S, **Krahn M**, Hodgson D, Bremner K, Luo J, Hoch J. Real World Cost-effectiveness of Expensive Cancer Drugs: An Example Using Rituximab for Diffuse-Large-B-Cell Lymphoma. CADTH, April 3 - 5, 2011 (Oral presentation)

56. Khor S, **Krahn M**, Hodgson D, Bremner K, Luo J, Hoch J. Real World Cost-effectiveness of Expensive Cancer Drugs: An Example Using Rituximab for Diffuse-Large-B-Cell Lymphoma. OICR Meeting, Feb 1, 2011 (Poster presentation)
57. Khor S, **Krahn M**, Hodgson D, Bremner K, Luo J, Hoch J. "Real-world cost-effectiveness analysis of cancer drugs; comparative effectiveness research using retrospective Canadian registry data before and after drug approval", presented at the International Society for Pharmacoeconomics and Outcomes Research 16th Annual International Meeting, Baltimore, May 2011
58. G van der Velde, C Hincapié, O Schieir, P Côté, S Hogg-Johnson, M Paulden, M Krahn. Cost-effectiveness of the Most Common Nonsurgical Treatments for Neck Pain. 16th International Meeting of the International Society for Pharmacoeconomics and Outcomes Research (ISPOR), Poster Session II, May 24, 2011, Baltimore, United States. (*Accepted for poster presentation February 23, 2011*)
59. Hincapie CA, Schieir O, Cote P, Hogg-Johnson S, Paulden M, **Krahn M**, van der Velde G. A cost-effectiveness analysis of common nonsurgical treatments for neck pain. National Student Conference of the Canadian Society of Epidemiology and Biostatistics, June 19-20, 2011, Montreal Canada (Accepted for oral presentation)
60. Lee L, Hodgson D, Crump M, Khor S, Luo J, **Krahn M**, Bremner K, Hoch J. Impact of Rituximab on Outcomes of Very Elderly Patients With Diffuse Large B-Cell Lymphoma. 11th International Conference on Malignant Lymphoma, Lugano Switzerland, June 15-18, 2011 (Accepted for poster presentation)
61. Ieraci L, **Krahn M**, Paulden M, van der Velde G, Wijesundera H, Machado M, Witteman W. The cost – effectiveness analysis of five non-invasive cardiac imaging technologies in Ontario. 32nd Annual Meeting of Society for Medical Decision Making Oct 24-27, 2010, Sheraton Centre Toronto, Ontario Canada (*Accepted for poster presentation*).
62. Bornstein M, Franek J, Parthimos M, Nakhai-Pour H, Ieraci L, Paulden M, **Krahn M**, Onetto N, Levin L. Pharmacogenetic testing and evidence-based decision-making in Ontario: The application of Ontario's decision determinants framework to the evaluation of pharmacogenetic tests. 32 Annual Meeting of the Society for Medical Decision Making, October 24-27, 2010, Toronto, ON, Canada (*Accepted for poster presentation*)
63. Wong WWL, Woo G, Heathcote JE, **Krahn M**. Cost effectiveness of screening immigrants for Hepatitis B. American Association for the Study of Liver Disease (AASLD), October 29-November 2, 2011, Boston, MA (accepted for poster presentation)
64. Wong WWL, Woo G, Heathcote JE, **Krahn M**. Cost effectiveness of screening immigrants for Hepatitis B. The 32nd Annual Meeting of the Society For Medical Decision Making, October 24-27, 2010, Toronto, Ontario Canada (accepted for poster presentation)
65. Wong WWL, Woo G, Heathcote JE, **Krahn M**. Cost effectiveness of screening immigrants for Hepatitis B. Canadian Agency for Drugs and Technologies in Health (CADTH) Symposium, April 18-20, Halifax, NS, Canada (accepted for poster presentation)
66. **Krahn M**. Economic evaluation of preventive strategies for pressure ulcers. iHEA 7th World Congress on Health Economics, July 12-15, 2009 Beijing China (panel session)
67. Thein HH, **Krahn M** et. al. Health status utilities in long-term care residents in Ontario. iHEA 7th World Congress on Health Economics, July 12-15, 2009 Beijing China (panel session)
68. Chen WD, **Krahn M** et al. Economic evaluation of pressure ulcer preventive strategies for long-term residents in Ontario. iHEA 7th World Congress on Health Economics, July 12-15, 2009 Beijing China (panel session)
69. Chen WD, **Krahn M** et al. Economic evaluation of preventive strategies for pressure ulcers: A systematic review. iHEA 7th World Congress on Health Economics, July 12-15, 2009 Beijing China (panel session)
70. Sander B, Kwong J, Bauch C, Maetzel A, McGeer A, Raboud J, **Krahn M**. The cost-effectiveness of Ontario's universal influenza immunization program. iHEA 7th World Congress on Health Economics, July 12-15, 2009 Beijing China (accepted for oral presentation).
71. Woo G, Tomlinson G, Pham B, **Krahn M**. Comparing efficacies of treatments for chronic hepatitis B: A Bayesian mixed treatment comparison meta-analysis. . iHEA 7th World Congress on Health Economics,

July 12-15, 2009 Beijing China (accepted for poster presentation)

72. Wijeyesundera H. C; Tomlinson G, Norris CM, Ghali WA, Ko DT; **Krahn M**. Predicting EuroQol EQ-5D Utility Scores from the Seattle Angina Questionnaire in Coronary Artery Disease: A Mapping Algorithm using a Bayesian Framework. 31st Annual Meeting of the Society for Medical Decision Making (SMDM), October 20, 2009 at Hollywood (Los Angeles), California, USA.
73. Pham B, Tomlinson G, Grootendorst P, Witteman W, Wijeyesundera H, **Krahn M**. A Systematic Approach to Calibration Analysis of Decision Models for Health Technology Assessment. 31st Annual Meeting of the Society for Medical Decision Making (SMDM), October 18, 2009 at Hollywood (Los Angeles), California, USA.
74. Wijeyesundera H, Ko D, Tomlinson G, **Krahn M**. Medical Therapy versus Percutaneous Coronary Intervention in Symptomatic Coronary Artery Disease: Decision Analysis and Economic Evaluation. Canadian Cardiology Congress, October 26th 2009 at Edmonton, Canada
75. Wijeyesundera HC, Machado M, Witteman W, Farahati F, van der Velde G, Tu J, Lee DS, Goodman S, Petrella R, O'Flaherty M, Capewell S, **Krahn M**. Reductions in coronary heart disease mortality associated with changes in risk factors in Ontario between 1994 and 2005. Submitted to The Canadian Cardiovascular Congress - CCC, October 24 to 28, 2009 in Edmonton, AB
76. van der Velde G, **Krahn M**, Machado M, Ieraci L, Witteman W, Pham Ba'. The cost-effectiveness of biologic disease modifying anti-rheumatic drugs (DMARDS) compared to conventional DMARDS: A systematic review of economic evaluations. 31st Annual Meeting of the Society for Medical Decision Making (SMDM) Oct 18-21, 2009, California, USA (Accepted for poster presentation)
77. Sander B, **Krahn M**, Bauch C, Fisman D. Impact of mathematical modelling on health policy decision-making in the context of the recent novel Swine-Origin Influenza A Virus (SOIV) outbreak response in Ontario, Canada. 31st Annual Meeting of the Society for Medical Decision Making (SMDM) October 18-21, 2009, California, USA (Accepted for poster presentation)
78. Thein HH, Zagorski BM, Krajden M, **Krahn M**. Population-based estimates of long-term health care costs attributable to hepatitis C. 7th World Congress on Health Economics 12-15 July, 2009, Beijing, China.[Oral]
79. Thein HH, Pham B, **Krahn M**, Wodchis W. Health status utilities and the impact of pressure ulcer in long-term care residents in Ontario. 7th World Congress on Health Economics 12-15 July, 2009, Beijing, China.[Organised session]
80. Machado M, Wijeyesundera H, Farahati F, Witteman W, van der Velde G, Ieraci, L, Pham B', **Krahn M**. Development of the Ontario Cardiovascular Economic Model. Canadian Agency for Drugs and Technologies in Health (CADTH) Symposium 2009, April 5, 2009, Ottawa, Canada
81. Chen W; Zagorski B; Krajden M; Heathcote J; **Krahn M**. Population-Derived Estimates of Direct Medical Costs Among Late-Stage Hepatitis C Patients with Diabetes Canadian Agency for Drugs and Technologies in Health (CADTH) Symposium 2009, April 5, 2009, Ottawa, Canada
82. Matthew A, Ritvo P, Fleshner N, Lockwood G, Alibhai S, **Krahn M**, Kalnin R, Nesbitt M, Currie K, Santa Mina D, Trachtenberg J: Disease-Specific Distress, Sexual Functioning, and Age in Men After Radical Prostatectomy: An Initial Look at a Complex Picture. (Poster) Canadian Association of Psychosocial Oncology, Survivorship. Transitions & Transformations, Vancouver, British Columbia, April 1-4, 2009.
83. Naglie G, Borrie M, Black S, Beattie B, **Krahn M**, Irvine J, Hogan D, Bergman H, MacKnight C, Patterson C, Byszewski A, Freedman M, Streiner D, Ritvo P, Comrie J, Kowgier M, Tomlinson G. Predictors of quality of life in dementia caregivers. Annual Meeting of the American Geriatrics Society in Chicago, April 20, 2009 (Accepted for Presidential Poster Session)
84. Sander B, Kwong J, Bauch C, Maetzel A, McGeer A, Raboud J, **Krahn M**. The cost-effectiveness of Ontario's universal influenza immunization program. Oral presentation, International Health Economics Association 7th World Congress 2009.
85. Woo G, Pham B, Tomlinson G, **Krahn M**. Comparing efficacies of treatments for chronic hepatitis B: A

- Bayesian mixed treatment comparison meta-analysis. iHEA 7th World Congress on Health Economics July 12-15, 2009. Beijing, China (Accepted for Poster presentation)
86. Woo G, Pham B, Tomlinson G, **Krahn M**. Comparing efficacies of treatments for chronic hepatitis B: A Bayesian mixed treatment comparison meta-analysis. 44th Annual Meeting of the European Association for the Study of the Liver (EASL), April 22-26, 2009, Copenhagen, Denmark (Accepted for Poster presentation)
 87. Chen W, **Krahn M**, et. Al. Population-derived estimates of direct medical costs among late-stage hepatitis C patients with diabetes. iHEA 7th World Congress on Health Economics July 12-15, 2009. Beijing, China (Accepted for Oral presentation)
 88. Sander B, Kwong J, Bauch C, Maetzel A, McGeer A, Raboud J, **Krahn M**. The cost-effectiveness of Ontario's universal influenza immunization program. Poster presentation, Society for Medical Decision Making 30th Annual Meeting, 2008.
 89. Van der Velde G, Llewellyn-Thomas H, Hogg-Johnson S, Hurwitz E, Cassidy JC, Cote P, **Krahn M**. Neck pain patients' evaluative scores for their current health state. World Congress on Neck Pain, January 20-22, 2008, Los Angeles, United States.
 90. John-Baptiste A, Tomlinson G, Hsu P, Krajden M, Heathcote J, Laporte A, Yoshida E, Anderson F, **Krahn M**. Quality of life following antiviral therapy for chronic hepatitis C virus infection. Poster presentation, 30th Annual Meeting of the Society for Medical Decision Making, Philadelphia, Pennsylvania, USA. October 2008.
 91. Thein HH, Pham B, **Krahn M**, Wodchis W. Health status utilities in long-term care residents in Ontario. The 30th Annual Meeting of the Society for Medical Decision Making
 92. October 18 - 22, 2008, Philadelphia, Pennsylvania. [Poster]
 93. Thein HH, Yi Q, **Krahn M**. Long-term sequelae of hepatitis C virus-infected Canadian post-transfusion compensation claimant cohort. 2008 CADTH Symposium 27-29 April 2008, Edmonton, Canada. [Poster]
 94. Thein HH, Yi Q, Dore G, **Krahn M**. Natural history of hepatitis C in HIV-infected individuals and the impact of HIV in the era of HAART: a meta-analysis. Can J Gastroenterol 2008;22:(Suppl A), 75A.[Oral]
 95. Sander B, Kwong J, Bauch C, Maetzel A, McGeer A, Raboud J, **Krahn M**. The cost-effectiveness of Ontario's universal influenza immunization program. Poster presentation, the European Scientific Working Group on Influenza, 3rd European Influenza Conference 2008.
 96. Sander B, **Krahn M**. Influenza vaccine delivery programs: A systematic review. Poster presentation, the European Scientific Working Group on Influenza, 3rd European Influenza Conference 2008.
 97. John-Baptiste A, Varenbut M, Lingley M, Teplin D, Daiter J, **Krahn M**. Treatment of hepatitis C infection for current or former substance abusers in a community setting. Oral presentation, 2nd Biennial conference, American Society of Health Economics, Durham, North Carolina, USA. June 2008.
 98. John-Baptiste A, **Krahn M**, George Tomlinson. Natural History of Chronic HCV infection obtained through Injection Drug Use: A Bayesian Meta-Analysis. Poster presentation, 2nd Biennial conference, American Society of Health Economics, Durham, North Carolina, USA. June 2008.
 99. Wendong Chen, Dinner K, Wong T, Heathcote J, **Krahn M**. Hepatitis C screening among immigrants in Canada. (Podium presentation). Toronto, ISPOR, May 3-7, 2008. Selected as Best Student Podium presentation.
 100. Pham B, Machado M, Bombardier C, McMartin K, Bornstein M, Levin L, **Krahn M**. Cost effectiveness of biologics for rheumatoid arthritis: A systematic review (Poster presentation). Toronto, ISPOR, May 3-7, 2008
 101. Sander B, **Krahn M**. Influenza vaccine delivery programs: A systematic review (Poster presentation). 2008 CADTH Invitational Symposium, Edmonton, Alberta, April 27-29, 2008.
 102. Thein HH, Yi Q, Dore G, **Krahn M**. Natural history of hepatitis C virus infection in HIV-infected individuals in the era of HAART: systematic review and meta-analysis. Hepatology. 2007; 46(4) suppl: 840A. [Poster]

103. Thein H. H., Yi Q, Dore G, **Krahn M.** Natural history of hepatitis C virus infection in HIV-infected individuals in the era of HAART: systematic review and meta-analysis. *IAS meeting* March 2007.
104. Thein HH, John-Baptiste A, Yi Q, Sander B, Krajden M, **Krahn M.** The Cost-Effectiveness of Nucleic Acid Amplification Testing in the detection of acute hepatitis C virus infection. 6th World Congress on Health Economics 8-11 July, 2007, Copenhagen, Denmark. [Poster]
105. Thein HH, John-Baptiste A, Yi Q, Sander B, Krajden M, **Krahn M.** The Cost-Effectiveness of Nucleic Acid Amplification Testing in the detection of acute hepatitis C virus infection. 2007 CADTH Symposium April 2007, Ottawa, Canada. [Poster]
106. Thein HH, Yi Q, Tomlinson, **Krahn M.** Natural History of Hepatitis C: Systematic Review and Meta-Analysis. National Canadian Research Training Program in Hepatitis C 4th Program Advisory Committee Meeting 2007, Banff, Canada.[Oral]
107. Wendong Chen, **Murray Krahn**, Jenny Healthcote. A cost-effectiveness analysis of hepatitis C screening among immigrants in Canada. 58th Annual Meeting of the AASLD ,Boston, Massachusetts November 2 - 6, 2007
108. Van der Velde G, Llewellyn-Thomas h, Hogg-Johnson S, Hurwitz E, Cassidey JD, Cote P, **Krahn M.** Neck pain patients' preferences for their current health state. Palma International Forum IX Primary Care Research on Low Back Pain, October 4-6, 2007, Palma de Millorca, Spain.
109. van der Velde G, Llewellyn-Thomas H, Hogg-Johnson S, Hurwitz E, Cassidy JC, Côté P, **Krahn M.** Neck pain patients' evaluative scores for their current health state. Society for Medical Decision Making Annual Meeting, October 20-24, 2007, Pittsburgh, United States.
110. van der Velde G, Llewellyn-Thomas H, Hogg-Johnson S, Hurwitz E, Cassidy JD, Côté P, **Krahn M.** Neck pain patients' evaluative scores for their current health state. 14th Annual Conference of the International Society for Quality of Life Research, October 10-13, 2007, Toronto, Canada. [accepted]
111. van der Velde G, Hogg-Johnson S, Bayoumi A, Cassidy JD, Côté P, Chan S, Subrata P, Hoving JL, Bombardier C, **Krahn M.** A decision analysis of non-invasive neck pain treatments. Society for Medical Decision Making Annual Meeting, October 20-24, 2007, Pittsburgh, United States
112. Chen WD, **Krahn M**, Healthcote J. Prevalence and predictors of obesity among individuals testing positive for hepatitis C antibody in a multicultural, urban, tertiary care referral clinic. 58th Annual Meeting of the AASLD , Boston, Massachusetts November 2 - 6, 2007.
113. Naglie G., Comrie J., Beattie L., Bergman H., Black S., Borrie M., Byszewski A., Freedman M., Hogan D., Irvine J., **Krahn M.**, MacKnight C., Patterson C., Ritvo P., Streiner D., Kowgier M. and Tomlinson G. Patient and Caregiver Quality of Life in Alzheimer's Disease in Relation to Dementia Severity. AGS Annual Meeting, Seattle, May 2007.
114. Sander B, Tomlinson G, **Krahn M**, The Cost-Utility Of Ontario's Universal Influenza Immunization Program, 28th Annual Meeting of the Society for Medical Decision Making, Boston, Massachusetts, October 14-18, 2006.
115. Thein HH, Maruff P, **Krahn M**, Kaldor JM, Koorey D, Brew BJ, Dore GJ. Cognitive and mood effects of antiviral therapy in HCV monoinfected and HIV/HCV coinfecting individuals. 2nd Annual Canadian Association for the Study of the Liver Winter Meeting 2006, Toronto, Canada. [Poster]
116. Thein HH, Law M, **Krahn M**, Kaldor JM, Dore GJ. Estimating the impact of antiviral treatment on hepatitis C-related disease burden in Australia. 2nd Annual Canadian Association for the Study of the Liver Winter Meeting 2006, Toronto, Canada. [Poster]
117. Thein HH, Butler T, **Krahn M**, Rawlinson W, Levy M, Kaldor JM, Dore GJ. The effect of hepatitis C virus infection on health-related quality of life in prisoners. 2nd Annual Canadian Association for the Study of the Liver Winter Meeting 2006, Toronto, Canada.
118. Tricco A, Pham B, Duval B, De Serres G, Gilca V, Vrbova L, **Krahn M**, Moher, D. Burden of hepatitis A intervention triggered by infected food-handlers in Canada. CNIC 2006 Conference
119. Anonychuk A, Gilca V, Pham B, Duval B, Bauch C, **Krahn M.** Burden and cost of hepatitis A infection in Canada. 7th Canadian Immunization Conference, Winnipeg Dec 3-6, 2006.
120. Tricco A, Pham B, Duval B, De Serres G, Gilca V, Vrbova L, Anonychuk A, **Krahn M**, Moher D. Published data underestimates the burden of hepatitis A intervention triggered by infected food handlers. 7th Canadian Immunization Conference, Winnipeg Dec 3-6, 2006

121. EM Nelson, G Fraser, AF Connors, MJ Barry, **M Krahn**, MR Conaway, R Bashore, A Wolf, KL Kilbridge, Misunderstanding of Prostate Cancer (CaP) among African American (AA) Men of Lower Socioeconomic Status (Lo-SES), 2006 ASCO Annual Meeting, Atlanta, Georgia, June 2-6, 2006
122. Chen WD, Heathcote J, **Krahn M**. Primary prevention of esophageal variceal bleeding among cirrhotic patients with hepatitis C and grade 2 to 3 esophageal varices: a cost-utility analysis. HTAi 2006 Annual Meeting in Adelaide, Australia July 2-5, 2006.
123. **Krahn M**, Bremner K, Tomlinson G, Alibhai S, Laporte A, Naglie G. Effect of age on preferences for health outcomes in prostate cancer. Philadelphia, ISPOR May 2006
124. Naglie G, Comrie J, Bacher Y, Beattie L, Bergman H, Black S, Borrie M, Byszewski A, Freedman M, Hogan D, Irvine J, **Krahn M**, MacKnight C, Patterson C, Ritvo P, Silberfeld M, Streiner D, Tomlinson G. Quality of Life in Alzheimer's Disease by Severity Level: Preliminary Results from the Canadian Alzheimer's Disease Quality of Life (CADQOL) Study. The Canadian Journal of Geriatrics 2006;9:66.
125. Thein HH, Dore G, Law M, **Krahn M**, Kaldor J. Estimating the impact of antiviral treatment on hepatitis C related disease burden in Australia. 2nd Annual CASL 2006.
126. Thein HH, Maruff P, **Krahn M**, Kaldor J, Koorey D, Brew B, Dore G. Cognitive and mood effects of antiviral therapy in HCV monoinfected and HIV/HCV coinfecting individuals. 2nd Annual CASL 2006
127. Chen WD, Heathcote J, **Krahn M**. Primary prevention of esophageal variceal bleeding among cirrhotic patients with hepatitis C and grade 2 to 3 esophageal varices: a cost-utility analysis. AASLD Program Committee 2006.
128. Bremner K, Bayoumi A, Sherman M, **Krahn M**. Management of solitary 1-2 cm liver nodules in patients with cirrhosis – a decision analysis. 2nd Annual CASL Winter Meeting, Toronto 2006
129. Anonychuk A, Duval B, Bauch C, **Krahn M**, Pham B, Gilca V, Tricco A. Methodological issues in cost effectiveness evaluation of hepatitis A vaccine: A systematic review. 2nd Annual CASL Meeting, Toronto 2006.
130. Anonychuk A, Duval B, Bauch C, **Krahn M**, Pham B, Gilca V, Tricco A. Under-reporting of hepatitis A case notification data in a low endemic country. 2nd Annual CASL Winter Meeting Toronto 2006.
131. Singer L, **Krahn M**, Tullis E, Granton J, Waddell T, Chowdhury N. Disease-specific differences in health-related quality of life in patients referred or listed for lung transplantation. ISHLT 26th Annual Meeting and Scientific Session, Madrid April 2006.
132. Cohen J, Faughnan M, Letarte M, Kennedy M, Vandezande K, **Krahn M**. Cost comparison of genetic and clinical screening in families with HHT. 6th International HHT Conference, Lyon 2005.
133. Anonychuk A, Tricco A, Bauch C, Pham B, **Krahn M**. Methodological issues in cost effectiveness evaluation of hepatitis A vaccine: A systematic review. Society for Medical Decision Making Annual Meeting – San Diego, CA October 2005
134. Anonychuk A, Tricco A, Bauch C, Pham B, **Krahn M**. Methodological issues in cost effectiveness evaluation of hepatitis A vaccine: A systematic review. 56th Annual Meeting of the American Association for the Study of Liver Diseases- San Francisco, CA November 2005
135. Chen WD, **Krahn M**, Wong T, Heathcote J. Body mass index as an independent prognostic factor in chronic hepatitis C infection. Canadian Association for the Study of the Liver Annual Meeting, Banff AB, March 2005
136. Pham B, Tricco A, Bauch C, Chen H, Rao A, **Krahn M**. Use of a catalytic modeling to estimate hepatitis A incidence in a low endemicity country: Implications for modeling immunization policies. 21st. International Conference on Pharmacoepidemiology and therapeutic risk management: August 2005
137. Tricco A, Pham B, Duval B, Gilca V, **Krahn M**, Moher D. Assessing mass vaccination in outbreaks among infected food handlers: Methodological challenges. 21st International Conference on Pharmacoepidemiology and Therapeutic Risk Management: August 2005
138. Pham B, Tricco A, **Krahn M**. Markov models for cost effectiveness analyses: A framework for assessing

- external consistency. 27th annual meeting of the Society for Medical Decision Making, San Francisco, CA October 2005
139. Singer L, **Krahn M**, Gordon CL, Mironyuk L, Tullis DE, Waddell TK, Granton JT. A web-based health-related quality of life (HRQL) assessment tool for lung disease and lung transplant patients. American Thoracic Society Annual Meeting – San Diego May 2005
 140. Bauch C, Tricco A, Rao A, Gilca V, Duval B, Pham B, **Krahn M**. Evaluating periodicity of disease transmission prior to cost effectiveness evaluation of immunization programs. Society for Medical Decision Making Annual Meeting, San Francisco, CA October 2005
 141. **Krahn M**, Forde N, Mamdani M, Laporte A, Alibhai S, Bremner K, Tomlinson G, Naglie G. Design of longitudinal cost models for the prostate cancer policy model. Society for Medical Decision Making Annual Meeting, October 2005
 142. Thein HH, Law M, **Krahn M**, Kaldor JM, Dore GJ. Estimating the impact of antiviral treatment on health burden of HCV in Australia. Student Conference, Sydney, Australia 2005
 143. Thein H, Maruff P, **Krahn M**, Kaldor JM, Doorey D, Brew BJ, Dore GJ. The prevalence and correlates of depressive symptoms during pegylated interferon-alpha and ribavirin therapy in HCV monoinfection and HIV-HCV coinfection. 17th Annual Conference of the Australasian Society for HIV Medicine, Hobart, Australia 2005
 144. Thein HH, Law M, **Krahn M**, Kaldor JM, Dore GJ. Estimating the impact of antiviral treatment on health burden of HCV in Australia. 17th Annual Conference of the Australasian Society for HIV Medicine, Hobart, Australia 2005
 145. Thein H, Maruff P, **Krahn M**, Kaldor JM, Koorey D, Brew BJ, Dore GJ. Health-related quality of life effects of pegylated interferon-alpha and ribavirin therapy in HCV monoinfection and HIV-HCV coinfection. 17th Annual Conference of the Australasian Society for HIV Medicine, Hobart, Australia 2005 (Poster)
 146. Thein HH, Law M, **Krahn M**, Kaldor JM, Dore GJ. Estimating the impact of antiviral treatment on health burden of HCV in Australia. Communicable Diseases Control Conference, Sydney, Australia 2005
 147. Thein H, Butler T, **Krahn M**, Rawlinson W, Levy M, Kaldor JM, Dore GJ. Health-related quality of life in prisoners with and without chronic HCV infection in Australia. 2nd Prisoners Health Research Symposium, Sydney, Australia 2005
 148. Thein HH, **Krahn M**, Kaldor JM, Dore GJ. Estimation of utilities for chronic hepatitis C virus infection from SF-36 scores. NC RTP-HepC PAC Meeting, Banff, Alberta, Canada 2005
 149. Ba Pham, **Krahn M**. Assessing the costs of Hepatitis A food related interventions: methodological challenges. 12th International Conference on Pharmacoepidemiology & Therapeutic Risk management, 2005.
 150. Thein H, **Krahn M**, Kaldor J, Dore G. Utilities in HCV Infection. National Centre in HIV Epidemiology and Clinical Research, The University of New South Wales. Canadian Association for the Study of the Liver Annual Meeting, Banff, March 2005
 151. Cotterchio M, Howlett R, Klar N, **Krahn M**, Mai V, McLachlin M, Paszat L, Ritvo P, Stewart D. Ontario HPV Pilot Study: Practice Implications of Reflex Testing. 22nd International Papillomavirus Conference and Clinical Workshop 2005
 152. Sander B, Naglie G, **Krahn M**, Maetzel A. Prevention or Treatment of Influenza in Healthy Adults – A cost-effective option for Society. International Health Economics Association (IHEA) Annual Meeting, Barcelona, July 2005.
 153. Hillmer M, **Krahn M**, Naglie G, Hillmer M. Alzheimer's Disease Prescribing Patterns: A National Survey of Canadian Family Physicians. Canadian Geriatrics Society Annual Meeting, August 2005.
 154. Cohen J, Faughnan M, Letarte M, Kennedy S, Vandezande K, **Krahn M**. Cost comparison of genetic and clinical screening in families with hereditary hemorrhagic telangiectasia. The American Society of Human

Genetics Annual Meeting, Toronto October 26-30, 2004.

155. Sander B, Naglie G, **Krahn M**, Maetzel A. Prevention or treatment of influenza in healthy adults – a cost-effective option for society? *Medical Decision Making*. July/August 2004;24(4):438.
156. Chen H, Bauch C, Foty RG, Pham B, **Krahn M**. Use of catalytic modeling to estimate hepatitis A incidence in a low endemicity country: implications for modeling immunization policies. Society for Medical Decision Making Annual Meeting, Atlanta 2004.
157. Pham B, Bauch C, Chen M, Foty R, **Krahn M**. Use of catalytic modeling to estimate hepatitis A incidence in a low endemicity country: implications for modeling immunization policies. 6th Canadian National Immunization Conference, Montreal 2004
158. **Krahn M**. Cost effectiveness of universal hepatitis A vaccination in Canada. Canadian National Immunization Conference, Montreal 2004
159. **Krahn M**, Witkos M, Sanders G, Sugano D, Cantor S. What would make the society and the annual meeting better? a survey of the society for Medical Decision Making Membership. Society for Medical Decision Making Annual Meeting, 2004
160. Bremner K, Bayoumi A, Sherman M, **Krahn M**. Biopsy or resection for single small liver nodules in patients with compensated cirrhosis- a decision analysis. Society for Medical Decision Making, 2004
161. Chen H, Bauch C, Foty R, Pham B, **Krahn M**. Use of Catalytic Modeling to Estimate Hepatitis a Incidence in a Low Endemicity Country: Implications for Modeling Immunization Policies. Society for Medical Decision Making, 2004
162. Cohen J, Faughnan M, Letarte M, Kennedy S, Vandezande K, **Krahn M**. Cost Analysis: Will the new genetic test for HHT save health care dollars?
163. Thein HH, **Krahn M**, Kaldor JM, Dore GJ. Estimation of utilities for chronic hepatitis C virus infection from SF-36 scores. 15th Annual conference of the Australasian Society for HIV Medicine, Cairns, Australia 2003
164. Bremner KE, Chong CAKY, Tomlinson G, **Krahn M**. A meta-analysis of utilities for prostate cancer. *Medical Decision Making* 2003;23(6):544.
165. Bremner KE, **Krahn M**. Do marker states improve the performance of direct utility measures? *Medical Decision Making* 2003;23(6):544.
166. John-Baptiste A, Cook T, Straus S, Naglie G, Tomlinson G, **Krahn M**. Economic and health consequences of a hyperbaric oxygen chamber in the international space station. *Medical Decision Making* 2003;23(6):544.
167. Bremner KE, Tomlinson GA, Naglie G, Ritvo P, Irvine J, **Krahn M**. Prostate cancer patients' preferences for outcomes described by a multiattribute health state classification system for prostate cancer. *Medical Decision Making*. 22(6): 549, 2002 Nov/Dec
168. Chong CAKY, Naglie IG, **Krahn M**. Numer needed to mislead? NNT does not accurately predict health benefit or efficiency. . *Medical Decision Making*. 2002 Nov/Dec;22(6): 531
169. John-Baptiste A, Remis RS, Ritvo P, Doria AS, **Krahn M**. Estimating the potential cost-effectiveness of a preventive hepatitis C vaccine. . *Medical Decision Making*. 2002 Nov/Dec 22(6):534
170. Bremner KE, Tomlinson GA, Naglie G, Ritvo P, Irvine J, **Krahn M**. Predictors of prostate cancer patients' utilities for outcomes described by a multiattribute health state classification system for prostate cancer. *Medical Decision Making*. 22(6): 559, 2002 Nov/Dec.
171. Tomlinson GA, Bremner KE, Naglie G, Ritvo P, Irvine J, **Krahn M**. Development and validation of a multi-attribute utility function for a multiattribute health state classification system for prostate cancer. *Medical Decision Making*. 22(6): 560, 2002 Nov/Dec
172. Chong CAKY, Heathcote J, **Krahn M**. "Health State Utilities and Quality of Life in Hepatitis C Patients". 1st Prize, Category 2, Annual Mount Sinai Hospital and University Health Network Department of Medicine Research Competition, June 2002.
173. **Krahn M**., Wang PP & Yi Q. Allocating funds from a national compensation agreement using Markov modeling: The case of the 1986-1990 post-transfusion hepatitis C victims. American College of

Epidemiology Annual Scientific Meeting, Albuquerque, New Mexico, September 22-24, 2002.

174. Cantor SB, Volk RJ, **Krahn M**, Cass AR, Spann SJ. Prostate Cancer Screening Recommendations Based on Couples' Utilities. INFORMS annual meeting, San Antonio Texas, November 2000.
175. Kilbridge KL, Fraser G, **Krahn MD**, Gong DA, Bashore R, Wolf A, Nease RF, Connors AF. Assessing prostate cancer outcomes in rural African-American men: are common terms understood? American Society for Clinical Oncology, 2000.
176. Alibhai SMH, Nam R, Naglie G, Trachtenberg J, **Krahn M**. The impact of age, comorbidity, and source of efficacy data on the optimal treatment choice for localized prostate cancer: a decision-analytic view (poster). The Canadian Geriatrics Society Annual Meeting, Edmonton, Canada, October 29, 2000. (senior author)
177. Kilbridge KL, Fraser G, **Krahn M**, Gong DA, Bashore R, Wolf A, Nease R, Connors AF. Assessing prostate cancer outcomes in rural African American men: are common terms understood? Society for Medical Decision Making annual meeting, Cincinnati, September 2000.
178. Alibhai SMH, **Krahn M**, Cohen MM, Fleshner NE, Naglie G. Older Patients Receive Less Aggressive Treatment For Clinically Localized Prostate Cancer. The Canadian Geriatrics Society Annual Meeting, Edmonton, Canada, October 29, 2000.
Poster:
179. Narayanan U, Allan V, **Krahn M**. The optimal mode of delivery of infants with a prenatal diagnosis of spina bifida: a decision analysis . Podium presentation, Society for Medical Decision Making annual meeting, September 2000. (senior author)
180. Alibhai S, Naglie G, **Krahn M**. Surgery, radiotherapy, or watchful waiting for localized prostate cancer: a decision analytic view. Poster presentation, annual student research day, University of Toronto Programme in Clinical Epidemiology and Health Care Research. April 1999. Second prize. (senior author)
181. Narayanan U, Allan V, **Krahn M**. The optimal mode of delivery of infants with a prenatal diagnosis of spina bifida: a decision analysis . Poster presentation, annual student research day, University of Toronto Programme in Clinical Epidemiology and Health Care Research. April 1999. First prize. (senior author)
182. Alibhai S, Naglie G, **Krahn M**. Surgery, radiotherapy, or watchful waiting for localized prostate cancer: a decision analytic view. Poster presentation, student prize for best clinical research project among Geriatrics trainees at the University of Toronto, McMaster University, and The University of Western Ontario, September 1999. (senior author)
183. Sivarajan B, **Krahn M**, Harrison D, Webb G, Siu S. Financial impact of adults with congenital heart disease on health care delivery. Presented at U. of Toronto medical research day, February 1997.
184. Bloomfield D, **Krahn M**, Tannock I. Economic evaluation of chemotherapy with mitoxantrone plus prednisone for symptomatic hormone resistant prostate cancer based on a randomized trial with palliative endpoints. Podium presentation, student prize, American Society for Clinical Oncology, May 1997. (senior author)
185. Czaykowski P, **Krahn M**, Oza A. Adjuvant chemotherapy for Stage II colon cancer: clinical and economic effects. Poster presentation, student prize, American Society for Clinical Oncology, May 1997. (senior author)
186. Naglie G, **Krahn M**, Tansey C, Bolley H, Detsky A. Cost-Utility Analysis of Coronary Artery Bypass Surgery Versus Medical Therapy in the Elderly. Podium presentation, Society for Medical Decision Making annual meeting, October 1996.
187. Bloomfield DJ, Tannock IF, **Krahn M**. Should Luteinizing Hormone Releasing Hormone (LHRH) Agonists be continued in the Presence of Hormone Refractory Metastatic Prostate Cancer? A Decision Analysis. Poster presentation, Society for Medical Decision Making annual meeting, October 1996. (senior author)
188. **Krahn M**, Naglie IG, Irvine J, Ritvo P, Trachtenberg J. Patient and expert quality of life ratings in the

- construction of an empirically devised domain linked utility instrument for prostate cancer. Poster presentation, Society for Medical Decision Making annual meeting, October 1996.
189. Taylor MC, **Krahn M**, Langer B, Taylor B. The management of liver metastases from colorectal cancer- a decision analysis. Poster presentation, Society for Medical Decision Making annual meeting, Phoenix, October 1995. (senior author)
 190. Taylor MC, **Krahn M**, Langer B, Taylor B. "The Management of Liver Metastases from Colorectal Cancer - A Decision Analysis". Poster presentation. The Royal College of Physicians and Surgeons 65th Annual Meeting, Halifax, September, 26-29, 1995. (senior author)
 191. Naglie G, Tansey C, Bolley H, **Krahn M**, Detsky A. Coronary Bypass Surgery in the Elderly: How Much Does It Cost? Poster presentation. American Geriatrics Society Annual Meeting, 1995.
 192. Naglie G, Tansey C, Bolley H, **Krahn M**, Detsky A. An Itemized Costing of Coronary Artery Bypass Surgery in the Elderly. Poster presentation. Royal College of Physicians and Surgeons Annual Meeting, September 1995.
 193. **Krahn M**, Detsky AS. Costs and cost effectiveness of British Columbia's grade six hepatitis B vaccination program. Podium presentation. Society for Medical Decision Making annual meeting, October 1995.
 194. **Krahn M**, Mahoney J, Eckman M, Detsky AS. PSA Screening for prostate cancer: a decision analytic perspective. Poster presentation, American Urological Association annual meeting, September 1993.
 195. **Krahn M**, Detsky AS. Universal Vaccination for Hepatitis B in North America. Podium presentation, American Federation for Clinical Research Annual Meeting, Seattle, May 1991.
 196. **Krahn M**, Naylor CD, Basinski AS, Detsky AS. Quality of Life and Cholesterol Policy. Podium presentation, American Federation for Clinical Research Annual Meeting, Washington D.C. won Henry Christian Memorial Award for best abstract in Clinical Epidemiology, May 1990.
 197. **Krahn M**. Thyrotoxic periodic paralysis," Clinical Vignette, College of Physicians and Surgeons Annual Meeting, 1986.

LIST OF COURSES TAUGHT SINCE DATE OF LAST PROMOTION

2011 – Present

Develop, coordinate and teach for the Health Technology Institute

2010- Present

PHM 1128 Introduction to Models and Methods of Research in Clinical, Social and Administrative Pharmacy

Annual lecture in Technology assessment models and methods.

2005 - Present

HAD 5312H Decision Modeling for Clinical Policy and Economic Evaluation

2003 - 2005

HAD 7002 Decision Modeling for Clinical Policy and Economic Evaluation

Developed the course, coordinate the course, teach 4 sessions, mark assignments, tutor 2-4 students per year.

1998 - 2004

CHL 5760. Introduction to Health Economics. Annual lecture in decision analysis.

1993-2004

HAD 5304F Medical Decision and Cost Effectiveness Analysis. Course co-coordinator 1993-2000. Prepared course materials for two sessions, co-wrote the "Primer" series which serves as the course text. Teach 2 sessions: Introduction to Tree age, and "Sensitivity Analysis". Tutor 4-6 students over the entire half-course, review and mark final oral and written presentations for tutored students.

1993-2000

CLB 1407: From Bench to Bedside (Introduction to Clinical Epidemiology and Health Services Research for Laboratory Scientists). Course coordinator. Designed and prepared course materials, taught 7-8 sessions x 2 hrs each year.

1993-1998

HAD 5301 Introduction to Clinical Epidemiology and Health Care Research, taught 1-3 sessions x 2.5 hrs each year. Prepared course materials for "Decision Analysis" Module.

STUDENTS SUPERVISED

Postdoctoral Fellows

1. Frieda Daniels, 2013. Institute of Health Policy, Management and Evaluation, University of Toronto.
2. Petros Pechlivanglou, 2012 - , Institute of Health Policy, Management and Evaluation, University of Toronto.
3. Hong Anh Tu (co-supervisor), 2011 - , Institute of Health Policy, Management and Evaluation, University of Toronto.
4. Gabrielle van der Velde (primary supervisor), 2005-2008. Health Policy, Management, and Evaluation, University of Toronto.
5. William Wong (supervisor) University of Toronto, 2010 - 2012
6. Claire Oliveira (supervisor) University of Toronto, 2010 -
7. Hla Hla Thein (supervisor) University of New South Wales, 2007- 2009.
8. Tony Dowling, (co-supervisor) (Melbourne, Australia). Department: Clinical Epidemiology, 1999. Topic: Using PSA as a marker of disease progression in advanced prostate cancer.
9. Wendy Chiu, (secondary supervisor), McGill University, 1999- Topic: Age as a predictor of treatment choice in elective aortic aneurysm repair. A decision analytic view.
10. Ellen Mozurkewich, (co-supervisor), University of Michigan, 1999. Topic: Alternate strategies for threatened pre-term delivery: a decision analysis.
11. Rob Klassen, (secondary supervisor), University of Toronto, 1998-1999, Topic: Initial bone-marrow aspiration in childhood ITP: a decision analysis.
12. Jane Collier, (primary supervisor) (Cambridge University), 1997-8. Topic: Cost-utility analysis of screening HbsAg carriers.
13. David Bloomfield, (co-supervisor) (University of London), 1997-8, Topic: Economic evaluation of mitoxantrone and prednisone for hormone refractory prostate cancer.

PhD Students

1. Aysegul Erman. Faculty of Pharmacy, University of Toronto, 2013
2. Arlene Nugent (co-supervisor), The use of quality of life data in health policy decision making, Institute of Health Policy, Management and Evaluation, University of Toronto, 2013 -
3. Yeesha Poon (primary supervisor), Cost effectiveness analysis in prostate cancer, Faculty of Pharmacy, University of Toronto, 2011 - present
4. Mary-Ellen Hogan, (co-supervisor), Cost of chronic pain, University of Toronto, 2011 - present
5. Amy Tawfik (supervisor), Understanding the real world functioning of the drug reimbursement in Canada; from model building to listing decision, Faculty of Pharmacy, University of Toronto, 2011- present
6. Nader Kabboul (supervisor), The cost-effectiveness of Cardiac Rehabilitation treatment strategies in patients with Coronary Faculty of Pharmacy, University of Toronto 2010 –
7. Natasha Nanwa (primary supervisor), Estimating the economic burden of infectious diseases using health administrative data, Graduate Department of Pharmaceutical Sciences, University of Toronto, 2010 –
8. Brian Chan (primary supervisor), The Economic Burden of Chronic Ulcers, Graduate Department of Pharmaceutical Sciences, University of Toronto, 2010 –
9. Mina Tadrous (committee member), Graduate Department of Pharmaceutical Sciences, University of Toronto, 2010 - present
10. Milica Nikitovic (committee member), Graduate Department of Pharmaceutical Sciences,

University of Toronto, 2010 - present

11. Maryse Bouchard (committee member), University of Toronto, 2010 - present
12. Harindra Wijesundera (Supervisor), Clinician-Scientist Program, Department of Medicine, U of T, 2007-2010
13. Gloria Woo (primary supervisor), Faculty of Pharmacy, University of Toronto, 2005- 2010
14. Ba Pham (co-supervisor), Health Policy, Management, and Evaluation, University of Toronto, 2005-2011
15. Wendong Chen (primary supervisor), HPME, NC RTP-Hep C, 2005 - 2010
16. Holly Witteman (committee member) Mechanical and Industrial Engineering, University of Toronto, 2003-2010
17. Beate Sander (primary supervisor), Health Policy, Management, and Evaluation, 2003-2011
18. Ava John-Baptiste (primary supervisor) Health Policy, Management, and Evaluation. Costs, quality of life, and cost effectiveness of treating injection drug users for HCV infection. 2002-2009
19. Andreas Maetzel (thesis committee), 1999-2002. Institute of Medical Science. Topic: Cost effectiveness of cyclo-oxygenase 2 inhibitors: a cost effectiveness analysis.
20. HeYu (co-supervisor). PSA as a predictor of prognosis in breast and prostate cancer. PhD, Department of Clinical Biochemistry, 1995.

MSc / MHSc Students

1. Troy Francis (Co-supervisor), Leslie Dan Faculty of Pharmacy, University of Toronto, 2014 - present
2. Austin Nam (Co-supervisor), Health Services Research MSc program, University of Toronto, 2013 - present
3. Nathan Perlis (primary supervisor), Quality of life and bladder cancer, University of Toronto, 2011 - 2013
4. Bridget Maturi (supervisor), the cost effectiveness of intermittent versus continuous androgen deprivation therapy in advanced prostate cancer, University of Toronto, 2009 – present
5. Amy Tawfik (supervisor), 2009 - 2011
6. Matt Witkos (primary supervisor). MSc 2003, Department of Health Policy, Management, and Evaluation. Predictors of antiviral therapy in a cohort of post transfusion HCV patients.
7. Gabrielle van der Velde (primary supervisor), 2001- 2005. Utility assessment and decision modeling in patients with acute and chronic neck pain. MSc in clinical epidemiology- transferring to PhD
8. Mark Taylor (primary supervisor), 1997-99. Department: Clinical Epidemiology. Topic: Costs of liver transplantation: effects of clinical diagnosis, disease severity, and surgical complications. MSc in Clinical Epidemiology, completed in 1999.
9. Rob Nam (primary supervisor), 1998-2000. Department: Clinical Epidemiology. Topic: Genetic predictors of metastatic disease progression in prostate cancer: a case control study. MSc in Clinical Epidemiology completed in 2000.
10. Katina Tzanetos (primary supervisor), 2000-4. Department: Clinical Epidemiology. Topic: Characteristics of the Great Attending Physician.
11. Derek Wilke (thesis committee), 2000-2005. Department of Clinical Epidemiology. Topic: Probability tradeoffs in patients considering adjuvant hormonal therapy for localized prostate cancer.
12. Unni Narayanan (thesis committee), 2000-. Department of Clinical Epidemiology. Topic: Spontaneous vaginal delivery versus elective cesarian section in spina bifida infants: a decision analysis. In progress.
13. Yelena Potylitsina (primary supervisor), 2000-. MHSc Degree, Department of Laboratory Medicine

and Pathobiology. Topic: Meta-analysis of natural history studies in HCV infection. In progress.

14. Piotr Czaykowski (primary supervisor), 1997-1998. Department: Clinical Epidemiology. Topic: Cost-utility of adjuvant chemotherapy for colorectal cancer. Degree not completed.
15. Vanita Jassal (thesis committee), 1998-1999. Department: Clinical Epidemiology. Topic: Renal transplant in the elderly: a decision analysis. MSc completed in 1999.
16. Phil McFarland (thesis committee), 1999- . Department: Clinical Epidemiology. Topic: Cost-effectiveness of home nocturnal hemodialysis. In progress.
17. Sergio Rueda (thesis committee), 1999-2000. Institute of Medical Science. Topic: Adequacy of three quality of life measures for dementia: patient and family input. MSc completed in 1999.
18. Shabbir Alibhai (thesis committee), 1999- Department of Clinical Epidemiology. Topic: Age and co-morbidity as predictors of treatment choice for patients with localized prostate cancer. Completed 2002.


Undergraduate

1. Judy Chou, 2009
2. Man Wah Yeung, 2008 – 2009
3. Victoria Leung, 2009
4. Kevin Schwartz (co-supervisor), 2004.
5. Chris Chong, 2002-2003. Utilities in hepatitis C patients.
6. Jamil Asaria (primary supervisor), 1999. National survey of practice patterns among urologists and radiation oncologists.
7. Anil Srivastava (primary supervisor), 1995, Topic: Utilities for impotence: self health and standardized health states.

Thesis Committee

1. Rebecca Waldie
2. Kavisha Jayasundera
3. Mallory Tsao
4. Aysegul Erman
5. Mina Tadrous
6. Dolly Han
7. Sojung Lee
8. Chang Ho Lee
9. Jamie Lineen
10. Stephanie Choi

This is Exhibit "C" referred to in the
Affidavit of Murray Krahn
sworn before me,
this 16th day of March, 2015



A COMMISSIONER FOR TAKING AFFIDAVITS

Wendong Chen, MD, PhD

Independent Health Economist, Normin Health

Assistant Professor (status only),
Division of Social and Administrative Pharmacy
Leslie Dan Faculty of Pharmacy, University of Toronto

Investigator, Toronto Health Economics and Technology Assessment Collaborative (THETA),
University of Toronto

723-2 Eva Road, Toronto, Ontario, Canada M9C 0A9
Phone (416) 604-1287; Mobile (647) 289-3918
wendong.chen@normin.ca

A. DATE PREPARED: November 4, 2014

B. BIOGRAPHICAL INFORMATION

1. EDUCATION

- 1991-1996 Bachelor of Medicine
Beijing University, Beijing, China
- 2000 Introduction to Product Management, IMS HEALTH, Shanghai, China
- 2002 Evidence-based Clinical Practice and Health Technology Assessment,
Copenhagen Trial Unit, University of Copenhagen, Copenhagen, Denmark.
- 2005-2009 Research Trainee
National Canadian Research Training Program in Hepatitis C, Toronto, Canada
- 2010 Health Care Management in United Kingdom: the application of National Institute
for Health and Clinical Excellence (NICE). London, UK.
- 2005-2010 Doctor of Philosophy
Department of Health Policy, Management and Evaluation, University of Toronto
Thesis: Chronic Hepatitis C infection among Immigrants Living in Canada:
Natural History, Disease Burden, and Cost-effectiveness of Screening
Primary supervisor: Dr. Murray Krahn; Co-supervisor: Dr. Jenny Heathcote

2. EMPLOYMENT

- 1996-1999 Research Associate, Department of Pharmacology, Xuanwu Hospital, Capital
University of Medical Sciences, Beijing, China
- 1999-2001 Product Manager, Division of Marketing, Merck Beijing Representative Office,
Beijing, China.
- 2001-2003 Cochrane Systematic Reviewer, The Cochrane Hepato-Biliary Review Group,
University of Copenhagen, Copenhagen, Denmark.
- 2003-2004 Research Associate, Department of Medicine, University Health Network,

Toronto, Canada.

2010-2012 Senior Scientific Associate, Department of Medicine, Toronto General Hospital, University Health Network, Toronto, Canada

2012-Present Independent Health Economist, Normin Health, Toronto, Canada

3. ACADEMIC APPOINTMENT

2010-present Assistant Professor, Division of Social and Administrative Pharmacy
Leslie Dan Faculty of Pharmacy, University of Toronto

2010-present Investigator, Toronto Health Economics and Technology Assessment Collaborative (THETA), University of Toronto

2010-present Adjunct Scientist, China National Health Development Research Center, Ministry of Health of People's Republic of China

4. TEACHING EXPERIENCE

2005 University of Toronto: Summer student supervisor.
Summer student: Terence Wong, undergraduate at University of Toronto
Project: The relationship between body mass index and chronic hepatitis C

2006 University of Toronto: Summer student supervisor.
Summer student: Ayaaz Sachedina, undergraduate at University of Western Ontario.
Project: The prevalence of comorbidities in patients with chronic hepatitis C

2007 University of Toronto: Teaching Assistant.
Course name: Canadian Health Policy and Health Economic Evaluation.
Faculty of Pharmacy, University of Toronto.

2008 University of Toronto: Tutorial leader.
Course name: Canadian Health Policy and Health Economic Evaluation.
Faculty of Pharmacy, University of Toronto.

2009 University of Toronto: Summer student supervisor.
Summer student: Mo Yu, undergraduate at University of Toronto
Project: Direct medical costs associated with patients with chronic hepatitis C.

2011 Core Faculty for 2011 HTA Summer Institute, Toronto, Canada

2012 Core Faculty for 2012 HTA Summer Institute, Toronto, Canada

2012 Core Faculty for 2012 HTA Workshop for Decision Makers in Beijing, China

2012 Academic Secretary and Core Faculty for 2012 Canadian Liver Foundation
International Clinical Research Program in Hepatology

2012 to 2014 Course lecturer for pharmacoeconomics (PHM213H1)

2013 Summer student supervisor for Weifang Dai

2013 Supervisor for visiting fellows (Drs. Huaying Zhou and Zhengping Xiong)

2013	Lecturer for cost-effectiveness analysis for economic evaluation course at HPME
2013 to 2014	4 th undergraduate research course supervisor for Irfan Nagi
2013 to 2014	Neda Ebrahimi's PhD committee member
2014	Lecturer for cost-effectiveness analysis for graduate research methods course at pharmacy, U of T

5. HONOURS AND AWARDS

2005	Doctoral Award, National Canadian Research Training Program in Hepatitis C
2006	Province of Ontario Graduate Award
2006	Second Prize for Oral Presentation, Toronto Western Hospital Research Day
2007	Province of Ontario Graduate Award
2007	Graduate Award, Canadian Liver Foundation
2007	Trainee Travel Award, Canadian Agency for Drugs and Technologies in Health 2007 Symposium
2008	Best Student Podium Presentation, International Society for Pharmacoeconomics and Outcomes Research (ISPOR) 13 th Annual International Meeting
2008	Trainee Travel Award, Canadian Agency for Drugs and Technologies in Health 2008 Symposium
2009	Trainee Travel Award, Canadian Agency for Drugs and Technologies in Health 2009 Symposium
2011	Poster Finalist Award, International Society for Pharmacoeconomics and Outcomes Research (ISPOR) 16 th Annual International Meeting in Baltimore, USA.

6. PROFESSIONAL AFFILIATIONS AND ACTIVITIES

A. PROFESSIONAL MEMBERSHIPS

2005-present	Canadian Association for the Study of the Liver
2005-present	Society for Medical Decision Making
2005-present	International Society for Pharmacoeconomics and Outcomes Research
2005-present	International Health Economics Association

B. RESEARCH AWARDS

Salary support

2005-2009	Doctoral Award National Canadian Research Training in Hepatitis C
-----------	--

	\$88,000
2006	Province of Ontario Graduate Award Government of Ontario \$15,000
2007	Province of Ontario Graduate Award Government of Ontario \$15,000
2008-2010	Graduate Award Canadian Liver Foundation \$40,000

Approved operating grants

2009	Patterns of care and direct medical costs associated with type 2 diabetes in China and Canada: comparisons between a developing country and a developed country (Letter of Intent). Funding agency: Canadian Institutes of Health Research Funding approved: \$10,000 Principal Investigator: Murray Krahn Co-Investigators: Wendong Chen , Baiju Shah, Zhengzhong Zhang, Kun Zhao
2011-2012	The burden of chronic hepatitis C under the patterns of current care in British Columbia, Canada. Funding agency: Canadian Liver Foundation Funding approved: \$375,275 Principal Investigator: Murray Krahn Co-Investigators: Wendong Chen , Mel Krajden.
2012	Comparing microsimulation model versus Markov model in assessing the cost-effectiveness of low-dose computed tomography for lung cancer screening in heavy smokers. Funding agency: Canadian Partnership Against Cancer Funding approved: \$15,000 Principal Investigator: Wendong Chen Co-Investigators: Murray Krahn
2012	Cost-effectiveness of antiviral therapy for chronic hepatitis B: a systematic review Funding source: BMS unrestricted research grant Funding approved: \$60,000 Principal Investigator: Wendong Chen
2013	Tumor response, toxicity, and hospital costs associated with patients with advanced non-squamous non-small cell lung cancer Funding source: Eli Lilly unrestricted health outcomes research grant Funding approved: \$160,000 Principal Investigator: Wendong Chen

- 2013 Clinical effectiveness and hospital costs associated with vancomycin and linezolid for treating hospitalized-acquired pneumonia in a tertiary hospital setting: a retrospective cohort study
Funding source: Eli Lilly unrestricted health outcomes research grant
Funding approved: \$46,000
Principal Investigator: **Wendong Chen**
- 2013 The fifth revision plan for the long-term predictions in a hepatitis C compensation cohort in Canada.
Funding source: The hepatitis C compensation settlement trust fund
Funding approved: \$200,000
Principal Investigator: Murray Krahn; Co-principal investigator: **Wendong Chen**
- 2014 Clinical effectiveness, toxicity, and cost-effectiveness of bortezomib for multiple myeloma: a systematic review
Funding source: J & J unrestricted research grant
Funding approved: \$50,000
Principal Investigator: **Wendong Chen**

C. PUBLICATIONS

Peer-Reviewed

1. Yan Wang, Jianhua Chen, Shengqi Wu, Chenping Hu, Xiaoling Li, Yuqin Wang, Yicheng Yang, Narayan Rajan, Yun Chen, Yi Chen, Zhuanzhuan Luo and **Wendong Chen**. Clinical Effectiveness and Clinical Toxicity Associated with Platinum-Based Doublets in the First-Line Setting for Advanced Non-Squamous Non-Small Cell Lung Cancer in Chinese Patients: A Retrospective Cohort Study. *BMC Cancer* 2014; 14:937.
2. Yuanlin Song, Yicheng Yang, **Wendong Chen**, Wei Liu, Kai Wang, Xuehai Li, Ke Wang, Manny Papadimitropoulos, William Montgomery. Clinical response and hospital costs associated with the empirical use of vancomycin and linezolid for hospital-acquired pneumonia in a Chinese tertiary care hospital: a retrospective cohort study. *Journal of ClinicoEconomics and Outcomes Research* 2014;6: 451-461.
3. Chengping Hu, Yan Wang, Jianhua Chen, Shengqi Wu, Xiaoling Li, Yuqin Wang, Yicheng Yang, Narayan Rajan, Manny Papadimitropoulos, Qiong Xiao, Huan Zhan, **Wendong Chen**. Tumor Response and Clinical Toxicity Associated with Second-Line Chemotherapy Regimens for Advanced Non-Squamous Non-Small Cell Lung Cancer: A Retrospective Cohort Study. *Thoracic Cancer* 2014;5(5):365-376.
4. Krahn MD, Bremner KE, Zagorski B, Alibhai SM, **Chen W**, Tomlinson G, Mitsakakis N, Naglie G. Health Care Costs for State Transition Models in Prostate Cancer. *Med Decis Making*. 2013 Jul 26.
5. **Chen W**. Economic burden of liver cancer and economic evidence of interventions preventing liver cancer in low or middle-income countries. *Disease Control Priorities, Third Edition* (2014). World Bank.
6. **Chen W**, Tomlinson G, Krahn M, Heathcote J. Immigrant Patients with Advanced Fibrosis and Hepatitis C Infection have a higher risk of hepatocellular carcinoma. *Journal of viral hepatitis* 2012; 19(8): 574-80.
7. Pham B, Stern A, **Chen W**, et al. Preventing pressure ulcers in long-term care: a cost-

- effectiveness analysis. Arch Intern Med. 2011;171(20):1839-47.
8. **Chen W**, Wong T, Tomlinson G, Krahn M, Heathcote EJ. Prevalence and predictors of obesity among individuals with positive hepatitis C antibody in a tertiary referral clinic. J Hepatol. 2008;49(5):711-7.
 9. Veldt BJ, **Chen W**, Heathcote EJ, Wedemeyer H, Reichen J, Hofmann WP, de Knegt RJ, Zeuzem S, Manns MP, Hansen BE, Schalm SW, Janssen HL. Increased risk of hepatocellular carcinoma among patients with hepatitis C cirrhosis and diabetes mellitus. Hepatology 2008;47(6):1856-62.
 10. Siersma V, Als-Nielsen B, **Chen W**, Hilden J, Gluud LL, Gluud C. Multivariable modelling for meta-epidemiological assessment of the association between trial quality and treatment effects estimated in randomized clinical trials. Stat Med. 2007;26(14):2745-58.
 11. **Chen W**, Krahn M. Review: Ribavirin is not better than placebo in chronic hepatitis C infection. ACP J Club. 2006. 145(2):47.
 12. Klingenberg SL, **Chen W**. D-penicillamine for primary sclerosing cholangitis. The Cochrane Library. 2006. Issue 1.
 13. **Chen W**, Gluud C. Hepatitis B vaccine for healthcare workers. The Cochrane Library. 2005. Issue 4.
 14. **Chen W**, Gluud C. Bile acids for liver transplanted patients. The Cochrane Library. 2005. Issue 3.
 15. **Chen W**, Gluud C. Glucocorticosteroids for primary sclerosing cholangitis. The Cochrane Library. 2004. Issue 3.
 16. Als-Nielsen B, **Chen W**, Gluud C, Kjaergard LL. Association of funding and conclusions in randomized drug trials: a reflection of treatment effect or adverse events? JAMA.2003.290(7):921-8.
 17. **Chen W**, Liu J, Gluud C. Bile acids for viral hepatitis. The Cochrane Library. 2003. Issue 2.
 18. **Chen W**, Gluud C. Bile acids for primary sclerosing cholangitis. The Cochrane Library. 2003. Issue 2.

Abstracts-Refereed

1. **Chen W**, Tomlinson G, Krahn M, Heathcote J. High Risk of Hepatocellular Carcinoma Associated with Immigrant Patients with Advanced Fibrosis and Hepatitis C Infection from a Tertiary Referral Clinic in Toronto, Canada. HEPATOLOGY. 2009; 50(4) suppl: 673A.
2. **Chen W**, Tomlinson G, Heathcote EJ, Krahn M. Disease burden and lifetime direct medical costs of chronic hepatitis C infection among immigrants living in Canada. HEPATOLOGY 2009;50(4) suppl: 658A.
3. **Chen W**, Zagorski, M. Krajden, Heathcote EJ, Krahn M. Population-derived estimates of direct medical costs among late-stage hepatitis C patients with diabetes. HEPATOLOGY 2008;47 (4): 120A.
4. **Chen W**, Dinner K, Wong T, et al. A cost-effectiveness analysis of hepatitis C screening among immigrants in Canada. HEPATOLOGY 2007;46 (4): 891A.
5. **Chen W**, Wong T, Tomlinson G, Krahn M, Heathcote EJ. Prevalence and predictors of obesity among individuals with positive hepatitis C antibody in a tertiary referral clinic. HEPATOLOGY. 2007;46 (4): 632A.
6. **Chen W**, Cope S, Watkins J, Heathcote J, Krahn M. Primary prevention of esophageal variceal bleeding among cirrhotic patients with hepatitis C and grade 2 to 3 esophageal varices: a cost-utility analysis. Gastroenterology. 2006.130 (suppl 2): A811.
7. **Chen W**, Wong T, Heathcote J, Krahn M. Prevalence and predictors of high body mass index among native born and immigrant patients with chronic hepatitis C in Canada. Gastroenterology. 2006.130 (suppl 2):A780.
8. **Chen W**, Nikolova D, Frederiksen SL, Gluud C. Beta-blockers for the prevention of first variceal

bleeding in cirrhotic patients with oesophageal varices. [A Cochrane systematic review]. Journal of Hepatology. 2004;40(S1):67.

- 9 **Chen W**, Gluud C. Bile acids for primary sclerosing cholangitis [A Cochrane systematic review]. Journal of Hepatology. 2003;38(S2):205.

D. PRESENTATIONS AND SPECIAL LECTURES

Invited lectures

- August 2010 How to apply Markov model to estimate the disease burden. China National Health Development Research Center. Beijing, China.
- August 2010 How to apply Markov model to estimate the disease burden. Chinese Center for Disease Control and Prevention. Beijing, China.
- November 2010 Cost-Effectiveness of Epidermal Growth Factor Receptor Gene Mutation Testing For Patients with Advanced Non-Small Cell Lung Cancer Living in Ontario. Cancer Care Ontario. Toronto, Canada.
- March 2011 Cost-Effectiveness of Epidermal Growth Factor Receptor Gene Mutation Testing For Patients with Advanced Non-Small Cell Lung Cancer Living in Ontario. The third teaching hospital of Hebei Medical University, Shijiazhuang, China.
- November 2011 Chronic hepatitis C and immigrants living in Canada. Canadian Liver Foundation. Toronto, Canada.
- May 2012 Applications of disease mathematical model in healthcare: from clinical research to health policy making
- The second teaching hospital of Central-South University, Changsha, China
 - The third teaching hospital of Central-South University, Changsha, China
 - Hunan Provincial People Hospital, Changsha, Hunan, China
 - Hunan Cancer Hospital, Changsha, China
 - Hunan Children Hospital, Changsha, China
 - The second teaching hospital of Sichuan University, Chengdu, China
 - Beijing Cancer Hospital, Beijing University, Beijing, China
 - Xuanwu Hospital, Capital University of Medical Sciences, Beijing, China
- August 2012 Chronic hepatitis C among immigrants living in Canada: natural history, disease burden, and cost-effectiveness of screening. Leslie Dan Faculty of Pharmacy, University of Toronto

Oral presentations at meetings

- March 2003 A lecture on systematic review of bile acids for liver diseases. The 15th Gastroenterology International Club Meeting, Naples, Italy.
- July 2003 A lecture on systematic review of bile acids for liver diseases. The 38th annual meeting of European Association for the Study of the Liver, Geneva, Switzerland.
- April 2004 A lecture on systematic review of bile acids for liver transplanted patients. The 39th annual meeting of European Association for the Study of the Liver, Berlin,

- Germany.
- April 2004 A lecture on systematic review of beta-blockers for the first variceal bleeding in cirrhotic patients. The 39th annual meeting of European Association for the Study of the Liver, Berlin, Germany. April 16, 2004.
- November 2004 A lecture on systematic review of bile acids for variceal rebleeding in cirrhotic patients. The 55th annual meeting of American Association for the Study of Liver Diseases, Boston, USA.
- April 2006 Prevalence and predictors of high body mass index among native born and immigrant patients with chronic hepatitis C in Canada. The 3rd annual meeting of Canadian Association for the Study of the Liver, Toronto, Canada.
- March 2007 A cost-effectiveness analysis of hepatitis C screening among immigrants in Canada. The 2nd annual meeting of Canadian Association for the Study of the Liver, Banff, Canada.
- May 2008 A cost-effectiveness analysis of hepatitis C screening among immigrants in Canada. The 13th annual meeting of International Society of Pharmacoeconomics and Outcome Research in Toronto, Canada.
- October 2008 Health economic evaluation of pressure ulcer prevention options in long-term care setting across Ontario, Canada. The 30th annual meeting of the Society for Medical Decision Making in Philadelphia, USA.
- November 2008 Population-derived estimates of direct medical costs among late-stage hepatitis C patients with diabetes. The 59th annual liver meeting of American Association for the Study of Liver Diseases. San Francisco, USA.
- February 2009 Population-derived estimates of direct medical costs among late-stage hepatitis C patients with diabetes. 4th Annual meeting of Canadian Association for the Study of the Liver. Banff, Canada.
- March 2009 Population-derived estimates of direct medical costs among late-stage hepatitis C patients with diabetes. The Sheila Sherlock Research Day. Toronto, Canada.
- March 2009 High risk of hepatocellular carcinoma associated with immigrant patients with advanced fibrosis and hepatitis C infection from a tertiary referral clinic in Toronto, Canada. The Sheila Sherlock Research Day. Toronto, Canada.
- May 2009 Population-derived estimates of direct medical costs among late-stage hepatitis C patients with diabetes. Toronto Western Hospital Research Day. Toronto, Canada.
- July 2009 Population-derived estimates of direct medical costs among late-stage hepatitis C patients with diabetes. The 7th World Congress of Health Economics, International Health Economics Association, Beijing China.
- July 2009 Health economic evaluation of pressure ulcer prevention options in long-term care setting across Ontario, Canada. The 7th World Congress of Health Economics, International Health Economics Association, Beijing China.
- October 2009 Diseases burden and lifetime direct medical costs of chronic hepatitis C among immigrants living in Canada. The 31th annual meeting of the Society for Medical Decision Making in Los Angeles, USA.
- April 2011 Cost-effectiveness of EGFR gene mutation testing for patients with advanced non-small cell lung cancer living in Ontario. 2011 CADTH Symposium. Vancouver, Canada.
- June 2011 Cost-effectiveness of EGFR gene mutation testing for patients with advanced non-small cell lung cancer living in Ontario. HTAi 2011 Annual Conference. Rio de Janeiro, Brazil.
- October 2011 Cost-effectiveness of EGFR gene mutation testing for patients with advanced non-small cell lung cancer living in Ontario. The 33th annual meeting of the Society for

- September 2013 Medical Decision Making in Chicago, USA.
Cost-effectiveness of image-based methods for HCC screening: a systematic review.
The 7th International Liver Cancer Association Annual Meeting in Washington DC

Post presentations at meetings

- May 2003 **Chen W**, Gluud C. Bile acids for primary sclerosing cholangitis [A Cochrane systematic review]. The 39th annual meeting of European Association for the Study of the Liver, Berlin, Germany.
- April 2004 **Chen W**, Nikolova D, Frederiksen SL, Gluud C. Beta-blockers for the prevention of first variceal bleeding in cirrhotic patients with oesophageal varices. [A Cochrane systematic review]. The 38th annual meeting of European Association for the Study of the Liver, Geneva, Switzerland.
- May 2006 **Chen W**, Cope S, Watkins J, Heathcote J, Krahn M. Primary prevention of esophageal variceal bleeding among cirrhotic patients with hepatitis C and grade 2 to 3 esophageal varices: a cost-utility analysis. Digestive Diseases Week. Los Angeles, USA
- May 2006 **Chen W**, Wong T, Heathcote J, Krahn M. Prevalence and predictors of high body mass index among native born and immigrant patients with chronic hepatitis C in Canada. Digestive Diseases Week. Los Angeles, USA
- October 2007 **Chen W**, Dinner K, Wong T, et al. A cost-effectiveness analysis of hepatitis C screening among immigrants in Canada. The 29th annual meeting of the Society for Medical Decision Making in Pittsburg, USA.
- November 2007 **Chen W**, Dinner K, Wong T, et al. A cost-effectiveness analysis of hepatitis C screening among immigrants in Canada. The 58th annual meeting of American Association for the Study of Liver Diseases in Boston, USA.
- November 2007 **Chen W**, Wong T, Tomlinson G, Krahn M, Heathcote EJ. Prevalence and predictors of obesity among individuals with positive hepatitis C antibody in a tertiary referral clinic. The 58th annual meeting of American Association for the Study of Liver Diseases in Boston, USA.
- November 2009 **Chen W**, Tomlinson G, Krahn M, Heathcote J. High Risk of Hepatocellular Carcinoma Associated with Immigrant Patients with Advanced Fibrosis and Hepatitis C Infection from a Tertiary Referral Clinic in Toronto, Canada. The 60th annual meeting of American Association for the Study of Liver Diseases. Boston, USA
- November 2009 **Chen W**, Tomlinson G, Heathcote EJ, Krahn M. Disease burden and lifetime direct medical costs of chronic hepatitis C infection among immigrants living in Canada. The 60th annual meeting of American Association for the Study of Liver Diseases in Boston, USA.
- October 2010 Pharmacogenetic testing and evidence-based decision making in Ontario: The application of Ontario's decision determinants framework to the evaluation of pharmacogenetic tests. The 32th annual meeting of the Society for Medical Decision Making in Toronto, Canada.
- May 2011 **Chen W**, Ellis P, Krahn M. Cost-effectiveness of EGFR gene mutation testing for patients with advanced non-small cell lung cancer living in Ontario. International Society for Pharmacoeconomics and Outcomes Research (ISPOR) 16th Annual International Meeting in Baltimore, USA.
- July 2011 **Chen W**, Ellis P, Krahn M. Cost-effectiveness of EGFR gene mutation testing for patients with advanced non-small cell lung cancer living in Ontario. The 8th World Congress of Health Economics, International Health Economics Association in Toronto, Canada.

- October 2013 Chenping Hu, Yan Wang, Jianhua Chen, Shengqi Wu, Xiaoling Li, Yuqin Wang, Yicheng Yang, Narayan Rajan, Manny papadimitropoulos, Qiong Xiao, **Wendong Chen**. Tumor response, toxicity, and hospital costs associated with chemotherapy regimens in second-line setting for advanced non-squamous non-small cell lung cancer. The 15th World Lung Cancer Conference. Sydney, Australia.
- October 2013 Huaying Zhou, Weifang Dai, Guozhong Gong, **Wendong Chen**. PREDICTORS FOR DOSE REDUCTION CAUSED BY HEMATOLOGICAL ADVERSE EVENTS IN PATIENTS WITH ADVANCED FIBROSIS RECEIVING PEGYLATED INTERFERON PLUS RIBAVIRIN FOR CHRONIC HEPATITIS C: A SYSTEMATIC REVIEW AND META-REGRESSION ANALYSIS. The 35th Annual Meeting of the Society for Medical Decision Making. Boston, USA.
- November 2013 Zhengpin Xiong, **Wendong Chen**, Morris Sherman. Cost-effectiveness of image-based methods for HCC screening: a systematic review. The 64th Annual Meeting of the American Association for the Study of Liver Diseases: The Liver Meeting 2013. Washington DC. USA.
- September 2014
- Hospital costs associated with platinum-based doublets in the first-line setting for advanced non-squamous non-small cell lung cancer in China: a retrospective cohort study
 - Cost-effectiveness of antiviral therapy for chronic hepatitis B: a systematic review
 - Clinical response and hospital costs associated with the empirical use of vancomycin and linezolid for hospital-acquired pneumonia in a Chinese tertiary care hospital: a retrospective cohort study
- The 6th ISPOR Asia-Pacific conference in Beijing, China

E. MEDIA REPORTS

- March 6, 2012 Interviewed by OMNI TV on the high risk of liver cancer among immigrants with chronic hepatitis C.
- March 7, 2012 Ming Pao newspaper reported the release of the publication on high risk of liver cancer among immigrants with chronic hepatitis C.
- March 12, 2012 Phone interview with Fairchild Radio (FM88.9) about the high risk of chronic hepatitis C among immigrants from developing countries.

This is Exhibit "D" referred to in the
Affidavit of Murray Krahn
sworn before me,
this 16th day of March, 2015

A handwritten signature in cursive script, appearing to read "Kathryn Bolubrase", written over a horizontal line.

A COMMISSIONER FOR TAKING AFFIDAVITS

A large, hand-drawn circle, likely a checkmark or a decorative flourish, positioned below the signature line.

CURRICULUM VITAE

Yi, Qi-long

Address:

30 Sturbridge PVT
 Ottawa ON
 K1T 3J7, Canada
 Tel#: 613-680-6615 (Home)
 613-739-2214 (Work)
 E-mail: qi-long.yi@bloodservices.ca

EDUCATION:

9/1996 – 1999. MSc. in Biostatistics, Public Health Sciences, University of Toronto, Canada
 9/85 – 7/1990 Ph.D. in Medical Statistics. School of Public Health, Shanghai Medical University, China
 9/1978 – 1/1982 Bachelor in Medicine, Yang Zhou Medical School, Yang Zhou University, China

WORK & RESEARCH EXPERIENCE:

8/2005 – Senior Biostatistician, Canadian Blood Services;
 Adjunct professor, University of Toronto and University of Ottawa
 1/2001 – 8/2005 Biostatistician. Princess Margaret Hospital
 1/2001 – 8/2007 Associate professor. Public Health Sciences, University of Toronto
 4/1999 – 1/2001 Biostatistician. Canadian Cardiovascular Collaboration. McMaster University
 11/1997 – 1999 Statistical Consultant (part time), Pasteur Merieux Connaught Company (Aventis)
 10/1992 – 3/1996 Research Fellow in Epidemiology. Purdue University, United States
 6/1990 – 10/1992 Assistant Professor in Medical Statistics, School of Public Health, Shanghai Medical University, China

KNOWLEDGE AND PROFESSIONAL SKILLS:

- Statistics, Medicine (Internal Diseases) and Epidemiology
- Computer Skills: SAS and Splus, etc.

TEACHING EXPERIENCE:

- Taught **Statistics** at George Brown College in Toronto for one semester
- Teaching assistant in **Categorical Data Analysis** at University of Toronto, Canada
- Teaching assistant in **Biostatistics** at University of Toronto, Canada
- Teaching assistant in **Epidemiology** at Purdue University, US
- Taught **Medical Statistics** for two years at Shanghai Medical University
- Taught **Multivariate Analysis in Medical Statistics** for one year at Shanghai Medical University

AWARDS:

- 1997 Two years University of Toronto open scholarship
- 1992 Fogarty International Research Fellowship by the National Institutes of Health, U.S.A. (Post doctoral training in Epidemiology for two years)
- 1991 Ho,Yingdong National Young Teacher Prize (\$1000) by HOYINGDONG Foundation in Hong Kong

REVIEWER:

- 1. American Journal of Epidemiology
- 2. Statistics in Medicine
- 3. Controlled Clinical Trials
- 4. Psychology
- 5. Vox Sanguinis
- 6. Grant review panel member for Office of the Chief Scientist, Innovative Science Competition, Health Canada in 2003-2004 and 2004-2005

PUBLICATIONS:

- 1. Yi Q, Wang PP, He Y. Reliability analysis for continuous measurements: Equivalence test for agreement. *Stat Med.* 2008 Jul 10;27(15):2816-25.
- 2. Yi Q, Panzarella T, Corey P. Incorporating the sampling variation of the disease prevalence when calculating the sample size in a study to determine the diagnostic accuracy of a test. [Journal Article] *Controlled Clinical Trials.* 2004 August 2004, Pages 417-427
- 3. Yi Q, Wang PP, Krahn M. Improving the accuracy of long-term prognostic estimates in hepatitis C virus infection. [Evaluation Studies. Journal Article] *Journal of Viral Hepatitis.* 11(2):166-74, 2004 Mar.
- 4. Yi Q, Panzarella T. Estimating sample size for tests on trends across repeated measurements with missing data based on the interaction term in a mixed model. [Journal Article] *Controlled Clinical Trials.* 23(5):481-96, 2002 Oct.
- 5. Yi Q, Zhang Z. The survival analyses of 2738 patients with simple pneumoconiosis. [Journal Article] *Occupational & Environmental Medicine.* 53(2):129-35, 1996 Feb.
- 6. Yi Q, Glickman LT. Computer simulation analysis of Sartwell's incubation period model for diseases with uncertain etiology. The effect of competing risk. [Journal Article] *American Journal of Epidemiology.* 142(3):363-8, 1995 Aug.
- 7. McKelvey K, Attonito J, Madhivanan P, Yi Q, Mzayek F, Maziak W. Nicotine Tob Res. Determinants of Cigarette Smoking Initiation in Jordanian Schoolchildren: Longitudinal Analysis. 2014 Aug 20
- 8. McKelvey K, Attonito J, Madhivanan P, Jaber R, Yi Q, Mzayek F, Maziak W. Determinants of waterpipe smoking initiation among school children in Irbid, Jordan: a 4-year longitudinal analysis. *Drug Alcohol Depend.* 2014 Sep 1;142:307-13
- 9. Taha M, Kalab M, Yi QL, Landry C, Greco-Stewart V, Brassinga AK, Sifri CD, Ramirez-Arcos S. Biofilm-forming skin microflora bacteria are resistant to the bactericidal action of disinfectants used during blood donation. *Transfusion.* 2014 Nov;54(11):2974-82
- 10. Alam A, Huang M, Yi QL, Lin Y, Hannach B. Perioperative transfusion-related acute lung injury: the Canadian Blood Services experience.
- 11. O'brien SF¹, Xi G², Fan W², Yi QL¹, Osmond L², Delage G³, Goldman M⁴ Are donors in Canada compliant with deferral for tattoos and piercing? *Blood Transfus.* 2014 Jan;12(1):141-2.
- 12. Hansen AL, Turner TR, Yi QL, Acker JP. Quality of red blood cells washed using an automated cell processor with and without irradiation. *Transfusion.* 2013 Nov 14.
- 13. Lieberman L, Maskens C, Cserti-Gazdewich C, Hansen M, Lin Y, Pendergrast J, Yi QL, Callum J. A retrospective review of patient factors, transfusion practices, and outcomes in patients with transfusion-associated circulatory overload. *Transfus Med Rev.* 2013 Oct;27(4):206-12.
- 14. Mastronardi C, Schubert P, Levin E, Bhakta V, Yi QL, Hansen A, Stewart T, Jenkins C, Lefresne W, Sheffield W, Acker JP. Process improvement by eliminating mixing of whole blood units after an overnight hold prior to component production using the buffy coat method. *J Blood Transfus.* 2013;2013:154838.

15. O'Brien SF, Goldman M, Scalia V, Yi QL, Fan W, Xi G, Dines IR, Fearon MA. The epidemiology of human T-cell lymphotropic virus types I and II in Canadian blood donors. *Transfus Med*. 2013 Jul 17.
16. Lieberman L, Petraszko T, Yi QL, Hannach B, Skeate R. Transfusion-related lung injury in children: a case series and review of the literature. *Transfusion*. 2014 Jan;54(1):57-64.
17. O'Brien SF, Uzicanin S, Choquet K, Yi QL, Fan W, Goldman M. Impact of changes to policy for Mexican risk travel on Canadian blood donor deferrals. *Blood Transfus*. 2013 Oct;11(4):580-4.
18. O'Brien SF, Scalia V, Goldman M, Fan W, Yi QL, Huang M, Ndao M, Fearon MA. Evaluation of selective screening of donors for antibody to *Trypanosoma cruzi*: seroprevalence of donors who answer "no" to risk questions. *Transfusion*. 2014 Mar;54(3 Pt 2):863-9.
19. Hansen A, Yi QL, Acker JP. Quality of red blood cells washed using the ACP 215 cell processor: assessment of optimal pre- and postwash storage times and conditions. *Transfusion*. 2013 Mar 22. doi: 10.1111/trf.12170. [Epub ahead of print]
20. Chen Y, Mo F, Yi Q, Morrison H, Mao Y. Association between mental health and fall injury in Canadian immigrants and non-immigrants. *Accid Anal Prev*. 2013 Oct;59:221-6.
21. Cavalieri M, Schmidt R, Chen C, Mok V, de Freitas GR, Song S, Yi Q, Ropele S, Grazer A, Homayoon N, Enzinger C, Loh K, Wong KS, Wong A, Xiong Y, Chang HM, Wong MC, Fazekas F, Eikelboom JW, Hankey GJ; VITATOPS Trial Study Group. B vitamins and magnetic resonance imaging-detected ischemic brain lesions in patients with recent transient ischemic attack or stroke: the VITamins TO Prevent Stroke (VITATOPS) MRI-substudy. *Stroke*. 2012 Dec;43(12):3266-70.
22. Gommans J¹, Yi Q, Eikelboom JW, Hankey GJ, Chen C, Rodgers H; VITATOPS trial study group. The effect of homocysteine-lowering with B-vitamins on osteoporotic fractures in patients with cerebrovascular disease: substudy of VITATOPS, a randomised placebo-controlled trial. *BMC Geriatr*. 2013 Sep 3;13:88.
23. Chen Y, Mo F, Yi QL, Jiang Y, Mao Y. Unintentional injury mortality and external causes in Canada from 2001 to 2007. *Chronic Dis Inj Can*. 2013 Mar;33(2):95-102.
24. Ramirez-Arcos S, Perkins H, Kou Y, Mastronardi C, Kumaran D, Taha M, Yi QL, McLaughlin N, Kahwash E, Lin Y, Acker J. Bacterial growth in red blood cell units exposed to uncontrolled temperatures: challenging the 30-minute rule. *Vox Sang*. 2013 Feb 9. doi: 10.1111/vox.12027. [Epub ahead of print]
25. Goldman M, Osmond L, Yi QL, Cameron-Choi K, O'Brien SF. Frequency and risk factors for donor reactions in an anonymous blood donor survey. *Transfusion*. 2012 Dec 11. doi: 10.1111/trf.12011. [Epub ahead of print]
26. O'Brien SF, Shao ZJ, Osmond L, Yi QL, Li CY, An QX. Donor motivation in Xi'an, China: comparison with Canadian donors. *Vox Sang*. 2012 Oct 16.
27. O'Brien SF, Scalia V, Goldman M, Fan W, Yi QL, Dines IR, Huang M, Ndao M, Fearon MA. Selective testing for *Trypanosoma cruzi*: the first year after implementation at Canadian Blood Services. *Transfusion*. 2012 Nov 12.
28. Fan W, Yi QL, Xi G, Goldman M, Germain M, O'Brien SF. The impact of increasing the upper age limit of donation on the eligible blood donor population in Canada. *Transfus Med*. 2012 Dec;22(6):395-403.
29. Ramirez-Arcos S, Mastronardi C, Perkins H, Kou Y, Turner T, Mastronardi E, Hansen A, Yi QL, McLaughlin N, Kahwash E, Lin Y, Acker J. Evaluating the 4-hour and 30-minute rules: effects of room temperature exposure on red blood cell quality and bacterial growth. *Transfusion*. 2012 Jul 31.
30. Goldman M, Uzicanin S, Yi QL, Acker J, Ramirez-Arcos S. Validation and implementation of a new hemoglobinometer for donor screening at Canadian Blood Services. *Transfusion*. 2012 Jul;52(7 Pt 2):1607-13.
31. Acker JP, M Croteau I, Yi QL. An analysis of the bias in red blood cell hemolysis measurement using several analytical approaches. *Clin Chim Acta*. 2012 Nov 12;413(21-22):
32. Semple E, Bowes-Schmidt A, Yi QL, Shimla S, Devine DV. Transfusion reactions: a comparative observational study of blood components produced before and after implementation of semiautomated production from whole blood. *Transfusion*. 2012 Jun 28.
33. O'Brien SF, Yi QL, Fan W, Scalia V, Fearon MA, Allain JP. Current incidence and residual risk of HIV, HBV and HCV at Canadian Blood Services. *Vox Sang*. 2012 Jul;103(1):83-6.
34. Hankey GJ, Eikelboom JW, Yi Q, Lees KR, Chen C, Xavier D, Navarro JC, Ranawaka UK, Uddin W, Ricci S, Gommans J, Schmidt R; on behalf of the VITamins TO Prevent Stroke (VITATOPS) Trial Study Group. Treatment With B Vitamins and Incidence of Cancer in Patients With Previous Stroke or Transient Ischemic Attack: Results of a Randomized Placebo-Controlled Trial. *Stroke*. 2012 Apr 3. [Epub ahead of print]
35. Goldman M, Yi QL, Ye X, Tessier L, O'Brien SF. Donor understanding and attitudes about current and potential deferral criteria for high-risk sexual behavior. 2011 *Transfusion*. Page 1537-2995.
36. Greco CA, Zhang JG, Kalab M, Yi QL, Ramirez-Arcos SM, Gyongyossy-Issa MI. Effect of platelet additive solution on bacterial dynamics and their influence on platelet quality in stored platelet concentrates. *Transfusion*. 2010 Nov;50(11):2344-52.

37. VITATOPS Trial Study Group B vitamins in patients with recent transient ischaemic attack or stroke in the VITamins TO Prevent Stroke (VITATOPS) trial: a randomised, double-blind, parallel, placebo-controlled trial. *Lancet Neurol*. 2010 Sep;9(9):855-65. Epub 2010 Aug 3.
38. Palmer DS, O'Toole J, Montreuil T, Scalia V, Yi QL, Goldman M, Towns D. Screening of Canadian Blood Services donors for severe immunoglobulin A deficiency. *Transfusion*. 2010 Jul;50(7):1524-31. Epub 2010 Feb 11.
39. Cassinotti E, Melson J, Liggett T, Melnikov A, Yi Q, Replogle C, Mobarhan S, Boni L, Segato S, Levenson V. DNA methylation patterns in blood of patients with colorectal cancer and adenomatous colorectal polyps. *Int J Cancer*. 2011 Oct 23. doi: 10.1002/ijc.26484. [Epub ahead of print]
40. Raju NC, Yi Q, Nidorf M, Fagel ND, Hiralal R, Eikelboom JW. Effect of colchicine compared with placebo on high sensitivity C-reactive protein in patients with acute coronary syndrome or acute stroke: a pilot randomized controlled trial. *J Thromb Thrombolysis*. 2011 Sep 15. [Epub ahead of print]
41. Liggett TE, Melnikov A, Yi Q, Replogle C, Hu W, Rotmensch J, Kamat A, Sood AK, Levenson V. Distinctive DNA methylation patterns of cell-free plasma DNA in women with malignant ovarian tumors. *Gynecol Oncol*. 2011 Jan;120(1):113-20
42. Liggett T, Melnikov A, Yi QL, Replogle C, Brand R, Kaul K, Talamonti M, Abrams RA, Levenson V. Differential methylation of cell-free circulating DNA among patients with pancreatic cancer versus chronic pancreatitis. 2010 Apr 1;116(7):1674-80
43. Chen Y, Wu J, Yi QL. Reduced risk of hospitalization associated with influenza vaccination in Canada. *Vaccine*. 2010 Mar 8;28(11):2290-5
44. Liggett T, Melnikov A, Tilwalli S, Yi Q, Chen H, Replogle C, Feng X, Reder A, Stefoski D, Balabanov R, Levenson V. Methylation patterns of cell-free plasma DNA in relapsing-remitting multiple sclerosis. *J Neurol Sci*. 2010 Mar 15;290(1-2):16-21. Epub 2010 Jan 12
45. Mar Fan HG, Houédé-Tchen N, Chemerynsky I, Yi QL, Xu W, Harvey B, Tannock IF. Menopausal symptoms in women undergoing chemotherapy-induced and natural menopause: a prospective controlled study. 2010 May;21(5):983-7.
46. O'Brien SF, Xi G, Yi QL, Goldman M. Understanding non-disclosure of deferrable risk: a study of blood donors with a history of intravenous drug use. *Transfus Med*. 2010 Feb;20(1):15-21.
47. O'Brien SF, Fan W, Xi G, Yi QL, Goldman M. Evaluation of the confidential unit exclusion form: the Canadian Blood Services experience. *Vox Sang*. 2010 Feb;98(2):138-44.
48. Maurer-Spurej E, Labrie A, Pittendreigh C, Chipperfield K, Smith C, Heddle N, Liu Y, Yi QL, Barnett M. Platelet quality measured with dynamic light scattering correlates with transfusion outcome in hematologic malignancies. *Transfusion*. 2009 Nov;49(11):2276-84.
49. O'Brien SF, Yi QL, Fan W, Fearon MA, Scalia V, Goldman M. Impact of a policy to permit the return of donors repeat-reactive to the Abbott PRISM antibody to hepatitis B core antigen assay. *Transfusion*. 2009 Feb;49(2):271-7.
50. Goldman M, Xi G, Yi QL, Fan W, O'Brien SF. Reassessment of deferrals for tattooing and piercing. *Transfusion*. 2009 Feb;49(2):271-7.
51. Panton RL, Downie R, Truong T, Mackeen L, Kabene S, Yi QL, Chan HS, Gallie BL. A visual approach to providing prognostic information to parents of children with retinoblastoma. *Psychooncology*. 2009 Mar;18(3):300-4.
52. Thein HH, Yi Q, Heathcote EJ, Krahn MD. Prognosis of hepatitis C virus-infected Canadian post-transfusion compensation claimant cohort. *J Viral Hepat*. 2009 Apr 27.
53. Sumner G, Salehian O, Yi Q, Healey J, Mathew J, Al-Merri K, Al-Nemer K, Mann JF, Dagenais G, Lonn E. The Prognostic Significance of Bundle Branch Block in High-Risk Chronic Stable Vascular Disease Patients: A Report from the HOPE Trial. *J Cardiovasc Electrophysiol*. 2009 Feb 26.
54. Verhovsek M, Douketis JD, Yi Q, Shrivastava S, Tait RC, Baglin T, Poli D, Lim W. Systematic review: D-dimer to predict recurrent disease after stopping anticoagulant therapy for unprovoked venous thromboembolism. *Ann Intern Med*. 2008 Oct 7;149(7):481-90, W94. Review.
55. Thein HH, Yi Q, Dore GJ, Krahn MD. Natural history of hepatitis C virus infection in HIV-infected individuals and the impact of HIV in the era of highly active antiretroviral therapy: a meta-analysis. *AIDS*. 2008 Oct 1;22(15):1979-91. Review.
56. VITATOPS Trial Study Group. VITATOPS, the VITamins TO prevent stroke trial: rationale and design of a randomised trial of B-vitamin therapy in patients with recent transient ischaemic attack or stroke (NCT00097669) (ISRCTN74743444). *Int J Stroke*. 2007 May;2(2):144-50.
57. O'Brien SF, Xi G, Fan W, Yi QL, Fearon MA, Scalia V, Goldman M. Epidemiology of hepatitis B in Canadian blood donors. *Transfusion*. 2008 Nov;48(11):2323-30. Epub 2008 Jul 11.

58. Fan HG, Park A, Xu W, Yi QL, Braganza S, Chang J, Couture F, Tannock IF. The influence of erythropoietin on cognitive function in women following chemotherapy for breast cancer. *Psychooncology*. 2009 Feb;18(2):156-61.
59. Chen Y, Yi Q, Mao Y. Cluster of liver cancer and immigration: a geographic analysis of incidence data for Ontario 1998-2002. *Int J Health Geogr*. 2008 Jun 2;7:28.
60. Chen Y, Wu J, Yi Q, Huang G, Wong T. Depression associated with sexually transmitted infection (STI) in Canada. *Sex Transm Infect*. 2008 Dec;84(7):535-40.
61. Thein HH, Yi Q, Dore GJ, Krahn MD. Estimation of stage-specific fibrosis progression rates in chronic hepatitis C virus infection: A meta-analysis and meta-regression. *Hepatology*. 2008 Aug;48(2):418-31. Review
62. O'Brien SF, Fan W, Xi G, Yi QL, Goldman M, Fearon MA, Infante-Rivard C, Chiavetta JA, Willems B, Pi D, Fast M, Delage G. Declining hepatitis C rates in first-time blood donors: insight from surveillance and case-control risk factor studies. *Transfusion*. 2008 May;48(5):902-9.
63. O'Brien SF, Ram SS, Yi QL, Goldman M. Donor's understanding of the definition of sex as applied to predonation screening questions. *Vox Sang*. 2008 May;94(4):329-33.
64. O'Brien SF, Chiavetta JA, Fan W, Xi G, Yi QL, Goldman M, Scalia V, Fearon MA. Assessment of a travel question to identify donors with risk of *Trypanosoma cruzi*: operational validity and field testing. *Transfusion*. 2008 Apr;48(4):755-61.
65. Alegria JR, Miller TD, Gibbons RJ, Yi QL, Yusuf S; Collaborative Organization of RheothRx Evaluation (CORE) Trial Investigators. Infarct size, ejection fraction, and mortality in diabetic patients with acute myocardial infarction treated with thrombolytic therapy. *Am Heart J*. 2007 Oct;154(4):743-50.
66. O'Brien SF, Fearon MA, Yi QL, Fan W, Scalia V, Muntz IR, Vamvakas EC. Hepatitis B virus DNA-positive, hepatitis B surface antigen-negative blood donations intercepted by anti-hepatitis B core antigen testing: the Canadian Blood Services experience. *Transfusion*. 2007 Oct;47(10):1809-15.
67. O'Brien SF, Yi QL, Fan W, Scalia V, Kleinman SH, Vamvakas EC. Current incidence and estimated residual risk of transfusion-transmitted infections in donations made to Canadian Blood Services. *Transfusion*. 2007 Feb;47(2):316-25.
68. Ray JG, Lonn E, Yi Q, Rathe A, Sheridan P, Kearon C; on behalf of the HOPE-2 investigators. Venous thromboembolism in association with features of the metabolic syndrome. *QJM*. 2007 Nov;100(11):679-84.
69. Chen Y, Yi QL, Wu J, Li F. Chronic disease status, self-perceived health and hospital admissions are important predictors for having a flu shot in Canada. *Vaccine*. 2007 Oct 16;25(42):7436-40.
70. Goldman M, Ram SS, Yi QL, Mazerall J, O'Brien SF. The donor health assessment questionnaire: potential for format change and computer-assisted self-interviews to improve donor attention. *Transfusion*. 2007 Sep;47(9):1595-600.
71. Sadikov E, Bezjak A, Yi QL, Wells W, Dawson L, Millar BA, Laperriere N. Value of whole brain re-irradiation for brain metastases--single centre experience. *Clin Oncol (R Coll Radiol)*. 2007 Sep;19(7):532-8.
72. Chung PW, Bristow RG, Milosevic MF, Yi QL, Jewett MA, Warde PR, Catton CN, McLean M, Moore M, Tannock IF, Gospodarowicz MK. Long-term outcome of radiation-based conservation therapy for invasive bladder cancer. *Urol Oncol*. 2007 Jul-Aug;25(4):303-9.
73. Uy KL, Darling G, Xu W, Yi QL, De Perrot M, Pierre AF, Waddell TK, Johnston MR, Bezjak A, Shepherd FA, Keshavjee S. Improved results of induction chemoradiation before surgical intervention for selected patients with stage IIIA-N2 non-small cell lung cancer. *J Thorac Cardiovasc Surg*. 2007 Jul;134(1):188-93.
74. Ray JG, Kearon C, Yi Q, Sheridan P, Lonn E; Heart Outcomes Prevention Evaluation 2 (HOPE-2) Investigators. Homocysteine-lowering therapy and risk for venous thromboembolism: a randomized trial. *Ann Intern Med*. 2007 Jun 5;146(11):761-7.
75. O'Brien SF, Yi QL, Fearon MA, Goldman M. A predonation screening question for occupational exposure to simian foamy virus: a preliminary donor survey in Canada. *Transfusion*. 2007 May;47(5):949-50.
76. Woods K, Douketis JD, Kathirgamanathan K, Yi Q, Crowther MA. Low-dose oral vitamin K to normalize the international normalized ratio prior to surgery in patients who require temporary interruption of warfarin. *J Thromb Thrombolysis*. 2007 Oct;24(2):93-7.
77. Sawka AM, Ray JG, Yi Q, Josse RG, Lonn E. Randomized clinical trial of homocysteine level lowering therapy and fractures. *Arch Intern Med*. 2007 Oct 22;167(19):2136-9. No abstract available
78. Lin RY, Pitt TJ, Lou WY, Yi Q. Asthma hospitalization patterns in young children relating to admission age, infection presence, sex, and race. *Ann Allergy Asthma Immunol*. 2007 Feb;98(2):139-45.
79. Downie FP, Fan HG, Houede-Tchen N, Yi Q, Tannock IF. Cognitive function, fatigue, and menopausal symptoms in breast cancer patients receiving adjuvant chemotherapy: evaluation with patient interview after formal assessment. *Psychooncology*. 2006 Oct;15(10):921-30.

80. Goldman M, Ram SS, Yi QL, O'Brien SF. The Canadian donor health assessment questionnaire: can it be improved? *Transfusion*. 2006 Dec;46(12):2169-75.
81. Zahariadis G, Plitt SS, O'Brien S, Yi QL, Fan W, Preiksaitis JK. Prevalence and Estimated Incidence of Blood-Borne Viral Pathogen Infection in Organ and Tissue Donors from Northern Alberta. *Am J Transplant*. 2006 Nov 15;
82. Vardy J, Wong K, Yi QL, Park A, Maruff P, Wagner L, Tannock IF. Assessing cognitive function in cancer patients. *Support Care Cancer*. 2006 Nov;14(11):1111-8. Epub 2006 Mar 15.
83. Joly F, Alibhai SM, Galica J, Park A, Yi QL, Wagner L, Tannock IF. Impact of androgen deprivation therapy on physical and cognitive function, as well as quality of life of patients with nonmetastatic prostate cancer. *J Urol*. 2006 Dec;176(6 Pt 1):2443-7.
84. Staton JM, Sayer MS, Hankey GJ, Attia J, Thakkinstian A, Yi Q, Cole VJ, Baker R, Eikelboom JW. Association between phosphodiesterase 4D gene and ischaemic stroke. *J Neurol Neurosurg Psychiatry*. 2006 Sep;77(9):1067-9.
85. Chang H, Yeung J, Brandwein J, Yi QL. CD7 expression predicts poor disease free survival and post-remission survival in patients with acute myeloid leukemia and normal karyotype. *Leuk Res*. 2006 Jul 10;
86. Gupta V, Brooker C, Tooze JA, Yi QL, Sage D, Turner D, Kangasabapathy P, Marsh JC. Clinical relevance of cytogenetic abnormalities at diagnosis of acquired aplastic anaemia in adults. *Br J Haematol*. 2006 Jul;134(1):95-9.
87. Chang H, Yi QL. Acute myeloid leukemia with pseudo-Chediak-Higashi anomaly exhibits a specific immunophenotype with CD2 expression. *Am J Clin Pathol*. 2006 May;125(5):791-4.
88. Chen CI, Nanji S, Prabhu A, Beheshti R, Yi QL, Sutton D, Stewart AK. Sequential, cycling maintenance therapy for post transplant multiple myeloma. *Bone Marrow Transplant*. 2006 Jan;37(1):89-94.
89. Witkos M, Yi QL, Heathcote J, Kapral MK, Krahn MD. Predictors of antiviral therapy in a post-transfusion cohort of hepatitis C patients. *Can J Gastroenterol*. 2006 Feb;20(2):107-11
90. Chang H, Samiee S, Yi QL. Prognostic relevance of CD56 expression in multiple myeloma: a study including 107 cases treated with high-dose melphalan-based chemotherapy and autologous stem cell transplant. *Leuk Lymphoma*. 2006 Jan;47(1):43-7.
91. Fan HG, Houede-Tchen N, Yi QL, Chemerynsky I, Downie FP, Sabate K, Tannock IF. Fatigue, menopausal symptoms, and cognitive function in women after adjuvant chemotherapy for breast cancer: 1- and 2-year follow-up of a prospective controlled study. *J Clin Oncol*. 2005 Nov 1;23(31):8025-32.
92. Wang Y, Cummings B, Catton P, Dawson L, Kim J, Ringash J, Wong R, Yi QL, Brierley J. Primary radical external beam radiotherapy of rectal adenocarcinoma: long term outcome of 271 patients. *Radiother Oncol*. 2005 Nov;77(2):126-32. Epub 2005 Oct 10.
93. Gupta V, Daly A, Lipton JH, Hasegawa W, Chun K, Kamel-Reid S, Tsang R, Yi QL, Minden M, Messner H, Kiss T. Nonmyeloablative stem cell transplantation for myelodysplastic syndrome or acute myeloid leukemia in patients 60 years or older. *Biol Blood Marrow Transplant*. 2005 Oct;11(10):764-72.
94. Chang H, Qi XY, Samiee S, Yi QL, Chen C, Trudel S, Mikhael J, Reece D, Stewart AK. Genetic risk identifies multiple myeloma patients who do not benefit from autologous stem cell transplantation. *Bone Marrow Transplant*. 2005 Nov;36(9):793-6.
95. Carolan H, Sun AY, Bezjak A, Yi QL, Payne D, Kane G, Waldron J, Leighl N, Feld R, Burkes R, Keshavjee S, Shepherd F. Does the incidence and outcome of brain metastases in locally advanced non-small cell lung cancer justify prophylactic cranial irradiation or early detection? *Lung Cancer*. 2005 Jul;49(1):109-15. Epub 2005 Feb 2.
96. Brandwein JM, Gupta V, Wells RA, Schuh AC, Schimmer AD, Lipton JH, Messner HA, Yi QL, Chun K, Kamel-Reid S, Minden MD. Treatment of elderly patients with acute lymphoblastic leukemia--evidence for a benefit of imatinib in BCR-ABL positive patients. *Leuk Res*. 2005 Dec;29(12):1381-6. Epub 2005 May 31.
97. Chang H, Samiee S, Yi QL. Prognostic relevance of CD56 expression in multiple myeloma: A study including 107 cases treated with high-dose melphalan-based chemotherapy and autologous stem cell transplant. *Leuk Lymphoma*. 2006 Jan;47(1):43-7.
98. Chang H, Bartlett ES, Patterson B, Chen CI, Yi QL. The absence of CD56 on malignant plasma cells in the cerebrospinal fluid is the hallmark of multiple myeloma involving central nervous system. *Br J Haematol*. 2005 May;129(4):539-41.
99. Gupta V, Chun K, Yi QL, Minden M, Schuh A, Wells R, Brandwein J. Disease biology rather than age is the most important determinant of survival of patients > or = 60 years with acute myeloid leukemia treated with uniform intensive therapy. *Cancer*. 2005 May 15;103(10):2082-90.
100. Gupta V, Gordon-Smith EC, Cook G, Parker A, Duguid JK, Wilson KM, Yi QL, Marsh JC. A third course of anti-thymocyte globulin in aplastic anaemia is only beneficial in previous responders. *Br J Haematol*. 2005 Apr;129(1):110-7.

101. Mann JF, Yi QL, Sleight P, Dagenais GR, Gerstein HC, Lonn EM, Bosch J; HOPE Investigators. Serum potassium, cardiovascular risk, and effects of an ACE inhibitor: results of the HOPE study. *Clin Nephrol.* 2005 Mar;63(3):181-7.
102. Eikelboom JW, Hankey GJ, Thom J, Claxton A, Yi Q, Gilmore G, Staton J, Barden A, Norman PE. Enhanced antiplatelet effect of clopidogrel in patients whose platelets are least inhibited by aspirin: a randomized crossover trial. *J Thromb Haemost.* 2005 Dec;3(12):2649-55.
103. Darling GE, Abdurahman A, Yi QL, Johnston M, Waddell TK, Pierre A, Keshavjee S, Ginsberg R. Risk of a right pneumonectomy: role of bronchopleural fistula. *Ann Thorac Surg.* 2005 Feb;79(2):433-7.
104. Krahn MD, John-Baptiste A, Yi Q, Doria A, Remis RS, Ritvo P, Friedman S. Potential cost-effectiveness of a preventive hepatitis C vaccine in high risk and average risk populations in Canada. *Vaccine.* 2005 Feb 18;23(13):1549-58.
105. Chang H, Stewart AK, Qi XY, Li ZH, Yi QL, Trudel S. Immunohistochemistry accurately predicts FGFR3 aberrant expression and t(4;14) in multiple myeloma. *Blood.* 2005 Mar 10; [Epub ahead of print]
106. Dagenais GR, Yi Q, Lonn E, Sleight P, Ostergren J, Yusuf S; on behalf of the HOPE Trial Investigators. Impact of cigarette smoking in high-risk patients participating in a clinical trial. A substudy from the Heart Outcomes Prevention Evaluation (HOPE) trial. *Eur J Cardiovasc Prev Rehabil.* 2005 Feb;12(1):75-81.
107. Dagenais GR, Yi Q, Mann JF, Bosch J, Pogue J, Yusuf S. Prognostic impact of body weight and abdominal obesity in women and men with cardiovascular disease. *Am Heart J.* 2005 Jan;149(1):54-60.
108. Hankey GJ, Eikelboom JW, Loh K, Tang M, Pizzi J, Thom J, Yi Q. Sustained homocysteine-lowering effect over time of folic acid-based multivitamin therapy in stroke patients despite increasing folate status in the population. *Cerebrovasc Dis.* 2005;19(2):110-6. Epub 2004 Dec 17.
109. Gupta V, Ball SE, Yi QL, Sage D, McCann SR, Lawler M, Ortin M, Freires M, Hale G, Waldmann H, Gordon-Smith EC, Marsh JC. Favorable effect on acute and chronic graft-versus-host disease with cyclophosphamide and in vivo anti-CD52 monoclonal antibodies for marrow transplantation from HLA-identical sibling donors for acquired aplastic anemia. *Biol Blood Marrow Transplant.* 2004 Dec;10(12):867-76.
110. Dusitanond P, Eikelboom JW, Hankey GJ, Thom J, Gilmore G, Loh K, Yi Q, Klijn CJ, Langton P, van Bockxmeer FM, Baker R, Jamrozik K. Homocysteine-lowering treatment with folic acid, cobalamin, and pyridoxine does not reduce blood markers of inflammation, endothelial dysfunction, or hypercoagulability in patients with previous transient ischemic attack or stroke: a randomized substudy of the VITATOPS trial. *Stroke.* 2005 Jan;36(1):144-6. Epub 2004 Nov 29.
111. Thom J, Gilmore G, Yi Q, Hankey GJ, Eikelboom JW. Measurement of soluble P-selectin and soluble CD40 ligand in serum and plasma. *J Thromb Haemost.* 2004 Nov;2(11):2067-9. No abstract available.
112. Gupta V, Yi QL, Brandwein J, Lipton JH, Messner HA, Schuh AC, Wells RA, Minden MD. Role of all-trans-retinoic acid (ATRA) in the consolidation therapy of acute promyelocytic leukaemia (APL). *Leuk Res.* 2005 Jan;29(1):113-4.
113. Mann JF, Yi QL, Gerstein HC. Albuminuria as a predictor of cardiovascular and renal outcomes in people with known atherosclerotic cardiovascular disease. *Kidney Int Suppl.* 2004 Nov;(92):S59-62. Review.
114. Chang H, Qi C, Yi QL, Reece D, Stewart AK. p53 gene deletion detected by fluorescence in situ hybridization is an adverse prognostic factor for patients with multiple myeloma following autologous stem cell transplantation. *Blood.* 2005 Jan 1;105(1):358-60. Epub 2004 Aug 31.
115. Hankey GJ, Eikelboom JW, Loh K, Yi Q, Pizzi J, Tang M, Hickling S, Le M, Klijn CJ, Dusitanond P, van Bockxmeer F, Gelavis A, Baker R, Jamrozik K. Is there really a power shortage in clinical trials testing the "homocysteine hypothesis?". *Arterioscler Thromb Vasc Biol.* 2004 Aug;24(8):e147. No abstract available.
116. Chang H, Brandwein J, Yi QL, Chun K, Patterson B, Brien B. Extramedullary infiltrates of AML are associated with CD56 expression, 11q23 abnormalities and inferior clinical outcome. *Leuk Res.* 2004 Oct;28(10):1007-11.
117. Anand SS, Razak F, Yi Q, Davis B, Jacobs R, Vuksan V, Lonn E, Teo K, McQueen M, Yusuf S. C-reactive protein as a screening test for cardiovascular risk in a multiethnic population. *Arterioscler Thromb Vasc Biol.* 2004 Aug;24(8):1509-15. Epub 2004 Jun 17.
118. Lonn E, Shaikhholeslami R, Yi Q, Bosch J, Sullivan B, Tanser P, Magi A, Yusuf S. Effects of ramipril on left ventricular mass and function in cardiovascular patients with controlled blood pressure and with preserved left ventricular ejection fraction: a substudy of the Heart Outcomes Prevention Evaluation (HOPE) Trial. [see comment]. [Clinical Trial. Journal Article. Multicenter Study. Randomized Controlled Trial] *Journal of the American College of Cardiology.* 43(12):2200-6, 2004 Jun 16.
119. Theal M, Sleik K, Anand S, Yi Q, Yusuf S, Lonn E. Prevalence of mitral valve prolapse in ethnic groups. [Journal Article] *Canadian Journal of Cardiology.* 20(5):511-5, 2004 Apr.
120. Gupta V, Yi QL, Brandwein J, Minden MD, Schuh AC, Wells RA, Chun K, Kamel-Reid S, Tsang R, Daly A, Kiss T, Lipton JH, Messner HA. The role of allogeneic bone marrow transplantation in adult patients below the age

- of 55 years with acute lymphoblastic leukemia in first complete remission: a donor vs no donor comparison. [Journal Article] *Bone Marrow Transplantation*. 33(4):397-404, 2004 Feb.
121. Theal M. Sleik K. Anand S. Yi Q. Yusuf S. Lonn E. Prevalence of mitral valve prolapse in ethnic groups. [Journal Article] *Canadian Journal of Cardiology*. 20(5):511-5, 2004 Apr.
122. Chang H. Sloan S. Li D. Zhuang L. Yi QL. Chen CI. Reece D. Chun K. Keith Stewart A. The t(4;14) is associated with poor prognosis in myeloma patients undergoing autologous stem cell transplant. [Journal Article] *British Journal of Haematology*. 125(1):64-8, 2004 Apr.
123. Mann JF. Gerstein HC. Yi QL. Franke J. Lonn EM. Hoogwerf BJ. Rashkow A. Yusuf S. HOPE Investigators. Progression of renal insufficiency in type 2 diabetes with and without microalbuminuria: results of the Heart Outcomes and Prevention Evaluation (HOPE) randomized study. [Clinical Trial. Journal Article. Multicenter Study. Randomized Controlled Trial] *American Journal of Kidney Diseases*. 42(5):936-42, 2003 Nov.
124. Chang H. Salma F. Yi QL. Patterson B. Brien B. Minden MD. Prognostic relevance of immunophenotyping in 379 patients with acute myeloid leukemia. [Journal Article] *Leukemia Research*. 28(1):43-8, 2004 Jan.
125. Cole VJ. Staton JM. Eikelboom JW. Hankey GJ. Yi Q. Shen Y. Berndt MC. Baker RI. Collagen platelet receptor polymorphisms integrin alpha2beta1 C807T and GPVI Q317L and risk of ischemic stroke. [Journal Article] *Journal of Thrombosis & Haemostasis*. 1(5):963-70, 2003 May.
126. Dagenais GR. Auger P. Bogaty P. Gerstein H. Lonn E. Yi Q. Yusuf S. HOPE Study Investigators. Increased occurrence of diabetes in people with ischemic cardiovascular disease and general and abdominal obesity. [Clinical Trial. Journal Article. Multicenter Study. Randomized Controlled Trial] *Canadian Journal of Cardiology*. 19(12):1387-91, 2003 Nov.
127. Tchen N. Juffs HG. Downie FP. Yi QL. Hu H. Chemerynsky I. Clemons M. Crump M. Goss PE. Warr D. Tweedale ME. Tannock IF. Cognitive function, fatigue, and menopausal symptoms in women receiving adjuvant chemotherapy for breast cancer. [Journal Article] *Journal of Clinical Oncology*. 21(22):4175-83, 2003 Nov 15.
128. McQuillan AM. Eikelboom JW. Hankey GJ. Baker R. Thom J. Staton J. Yi Q. Cole V. Protein Z in ischemic stroke and its etiologic subtypes. [Journal Article] *Stroke*. 34(10):2415-9, 2003 Oct.
129. Kelemen LE. Anand SS. Vuksan V. Yi Q. Teo KK. Devanesen S. Yusuf S. SHARE Investigators. Development and evaluation of cultural food frequency questionnaires for South Asians, Chinese, and Europeans in North America. [Evaluation Studies. Journal Article] *Journal of the American Dietetic Association*. 103(9):1178-84, 2003 Sep.
130. Cherian P. Hankey GJ. Eikelboom JW. Thom J. Baker RI. McQuillan A. Staton J. Yi Q. Endothelial and platelet activation in acute ischemic stroke and its etiological subtypes. [Journal Article] *Stroke*. 34(9):2132-7, 2003 Sep.
131. Tchen N. Bedard P. Yi QL. Klein M. Cella D. Eremenco S. Tannock IF. Quality of life and understanding of disease status among cancer patients of different ethnic origin. [Journal Article] *British Journal of Cancer*. 89(4):641-7, 2003 Aug 18.
132. Chen X. Oza AM. Kusenda Z. Yi QL. Kochman D. Moore MJ. Davis AJ. Siu LL. Phase I study of cisplatin, irinotecan, and epirubicin administered every 3 weeks in patients with advanced solid tumours. [Clinical Trial. Clinical Trial, Phase I. Journal Article] *British Journal of Cancer*. 89(4):617-24, 2003 Aug 18.
133. Anand SS. Yi Q. Gerstein H. Lonn E. Jacobs R. Vuksan V. Teo K. Davis B. Montague P. Yusuf S. Study of Health Assessment and Risk in Ethnic Groups. Study of Health Assessment and Risk Evaluation in Aboriginal Peoples Investigators. Relationship of metabolic syndrome and fibrinolytic dysfunction to cardiovascular disease. [Journal Article] *Circulation*. 108(4):420-5, 2003 Jul 29.
134. Gupta V. Minden MD. Yi QL. Brandwein J. Chun K. Prognostic significance of trisomy 4 as the sole cytogenetic abnormality in acute myeloid leukemia. [Review] [58 refs] [Case Reports. Journal Article. Review. Review of Reported Cases] *Leukemia Research*. 27(11):983-91, 2003 Nov.
135. Wang P. Yi Q. Scully L. Heathcote J. Krahn M. Indications for interferon/ribavirin therapy in hepatitis C patients: findings from a survey of Canadian hepatologists. [Journal Article] *Canadian Journal of Gastroenterology*. 17(3):183-6, 2003 Mar.
136. Hasegawa W. Lipton JH. Messner HA. Jamal H. Yi QL. Daly AS. Kotchekova N. Kiss TL. Influence of one human leukocyte antigen mismatch on outcome of allogeneic bone marrow transplantation from related donors. [Review] [21 refs] [Journal Article. Review. Review, Multicase] *Hematology*. 8(1):27-33, 2003 Feb.
137. Mann JF. Gerstein HC. Yi QL. Lonn EM. Hoogwerf BJ. Rashkow A. Yusuf S. Development of renal disease in people at high cardiovascular risk: results of the HOPE randomized study. [Clinical Trial. Journal Article. Randomized Controlled Trial] *Journal of the American Society of Nephrology*. 14(3):641-7, 2003 Mar.
138. Anand SS. Razak F. Vuksan V. Gerstein HC. Malmberg K. Yi Q. Teo KK. Yusuf S. Diagnostic strategies to detect glucose intolerance in a multiethnic population. [Evaluation Studies. Journal Article] *Diabetes Care*. 26(2):290-6, 2003 Feb.

139. Eikelboom JW, Hankey GJ, Baker RI, McQuillan A, Thom J, Staton J, Cole V, Yi Q. C-reactive protein in ischemic stroke and its etiologic subtypes. *J Stroke Cerebrovasc Dis.* 2003 Mar-Apr;12(2):74-81.
140. Smieja M. Gnarpe J. Lonn E. Gnarpe H. Olsson G. Yi Q. Dzavik V. McQueen M. Yusuf S. Heart Outcomes Prevention Evaluation (HOPE) Study Investigators. Multiple infections and subsequent cardiovascular events in the Heart Outcomes Prevention Evaluation (HOPE) Study.[see comment]. [Journal Article] *Circulation.* 107(2):251-7, 2003 Jan 21.
141. Rayan G. Dawson LA. Bezjak A. Lau A. Fyles AW. Yi QL. Merante P. Vallis KA. Prospective comparison of breast pain in patients participating in a randomized trial of breast-conserving surgery and tamoxifen with or without radiotherapy.[see comment]. [Clinical Trial. Journal Article. Randomized Controlled Trial] *International Journal of Radiation Oncology, Biology, Physics.* 55(1):154-61, 2003 Jan 1.
142. Gerstein HC. Anand S. Yi QL. Vuksan V. Lonn E. Teo K. Malmberg K. McQueen M. Yusuf S. SHARE Investigators. The relationship between dysglycemia and atherosclerosis in South Asian, Chinese, and European individuals in Canada: a randomly sampled cross-sectional study. [Journal Article] *Diabetes Care.* 26(1):144-9, 2003 Jan.
143. Veres A. Fust G. Smieja M. McQueen M. Horvath A. Yi Q. Biro A. Pogue J. Romics L. Karadi I. Singh M. Gnarpe J. Prohaszka Z. Yusuf S. Heart Outcomes Prevention Evaluation (HOPE) Study Investigators. Relationship of anti-60 kDa heat shock protein and anti-cholesterol antibodies to cardiovascular events.[see comment]. [Journal Article] *Circulation.* 106(22):2775-80, 2002 Nov 26.
144. Lonn E. Yusuf S. Hoogwerf B. Pogue J. Yi Q. Zinman B. Bosch J. Dagenais G. Mann JF. Gerstein HC. HOPE Study. MICRO-HOPE Study. Effects of vitamin E on cardiovascular and microvascular outcomes in high-risk patients with diabetes: results of the HOPE study and MICRO-HOPE substudy. [Clinical Trial. Journal Article. Multicenter Study. Randomized Controlled Trial] *Diabetes Care.* 25(11):1919-27, 2002 Nov.
145. Lonn E. Roccaforte R. Yi Q. Dagenais G. Sleight P. Bosch J. Suhan P. Micks M. Probstfield J. Bernstein V. Yusuf S. HOPE Investigators. Heart Outcomes Prevention Evaluation. Effect of long-term therapy with ramipril in high-risk women. [Clinical Trial. Evaluation Studies. Journal Article. Randomized Controlled Trial] *Journal of the American College of Cardiology.* 40(4):693-702, 2002 Aug 21.
146. Gupta M. Doobay AV. Singh N. Anand SS. Raja F. Mawji F. Kho J. Karavetian A. Yi Q. Yusuf S. Risk factors, hospital management and outcomes after acute myocardial infarction in South Asian Canadians and matched control subjects.[see comment]. [Journal Article] *CMAJ Canadian Medical Association Journal.* 166(6):717-22, 2002 Mar 19.
147. Eikelboom JW. Hirsh J. Weitz JI. Johnston M. Yi Q. Yusuf S. Aspirin-resistant thromboxane biosynthesis and the risk of myocardial infarction, stroke, or cardiovascular death in patients at high risk for cardiovascular events.[see comment]. [Journal Article] *Circulation.* 105(14):1650-5, 2002 Apr 9.
148. Anand SS. Yusuf S. Jacobs R. Davis AD. Yi Q. Gerstein H. Montague PA. Lonn E. Risk factors, atherosclerosis, and cardiovascular disease among Aboriginal people in Canada: the Study of Health Assessment and Risk Evaluation in Aboriginal Peoples (SHARE-AP).[see comment]. [Journal Article] *Lancet.* 358(9288):1147-53, 2001 Oct 6.
149. Mathew J. Sleight P. Lonn E. Johnstone D. Pogue J. Yi Q. Bosch J. Sussex B. Probstfield J. Yusuf S. Heart Outcomes Prevention Evaluation (HOPE) Investigators. Reduction of cardiovascular risk by regression of electrocardiographic markers of left ventricular hypertrophy by the angiotensin-converting enzyme inhibitor ramipril.[see comment]. [Clinical Trial. Journal Article. Multicenter Study. Randomized Controlled Trial] *Circulation.* 104(14):1615-21, 2001 Oct 2.
150. Dagenais GR. Yusuf S. Bourassa MG. Yi Q. Bosch J. Lonn EM. Kouz S. Grover J. HOPE Investigators. Effects of ramipril on coronary events in high-risk persons: results of the Heart Outcomes Prevention Evaluation Study. [Clinical Trial. Journal Article. Multicenter Study. Randomized Controlled Trial] *Circulation.* 104(5):522-6, 2001 Jul 31.
151. Gerstein HC. Mann JF. Yi Q. Zinman B. Dinneen SF. Hoogwerf B. Halle JP. Young J. Rashkow A. Joyce C. Nawaz S. Yusuf S. HOPE Study Investigators. Albuminuria and risk of cardiovascular events, death, and heart failure in diabetic and nondiabetic individuals.[see comment]. [Journal Article. Multicenter Study] *JAMA.* 286(4):421-6, 2001 Jul 25.
152. Ho SC. Chan SG. Yi Q. Wong E. Leung PC. Soy intake and the maintenance of peak bone mass in Hong Kong Chinese women. [Clinical Trial. Journal Article] *Journal of Bone & Mineral Research.* 16(7):1363-9, 2001 Jul.
153. Lonn E. Yusuf S. Dzavik V. Doris C. Yi Q. Smith S. Moore-Cox A. Bosch J. Riley W. Teo K. SECURE Investigators. Effects of ramipril and vitamin E on atherosclerosis: the study to evaluate carotid ultrasound changes in patients treated with ramipril and vitamin E (SECURE). [Clinical Trial. Journal Article. Randomized Controlled Trial] *Circulation.* 103(7):919-25, 2001 Feb 20.

154. Whaley DA. Attfield MD. Bedillion EJ. Walter KM. Yi Q. Regression method to estimate provisional TLV/WEEL-equivalents for non-carcinogens. [Journal Article] *Annals of Occupational Hygiene*. 44(5):361-74, 2000 Aug.
155. Ho SC. Chan SG. Yip YB. Cheng A. Yi Q. Chan C. Menopausal symptoms and symptom clustering in Chinese women. [Journal Article] *Maturitas*. 33(3):219-27, 1999 Dec 15.
156. Schellenberg D. Yi Q. Glickman NW. Glickman LT. Influence of thoracic conformation and genetics on the risk of gastric dilatation-volvulus in Irish setters. [Journal Article] *Journal of the American Animal Hospital Association*. 34(1):64-73, 1998 Jan-Feb.
157. Miller TD. Piegas LS. Gibbons RJ. Yi C. Yusuf S. Role of infarct size in explaining the higher mortality in older patients with acute myocardial infarction. [Journal Article] *American Journal of Cardiology*. 90(12):1370-4, 2002 Dec 15.
158. Mehta SR. Eikelboom JW. Rupprecht HJ. Lewis BS. Natarajan MK. Yi C. Pogue J. Yusuf S. Efficacy of hirudin in reducing cardiovascular events in patients with acute coronary syndrome undergoing early percutaneous coronary intervention.[see comment]. [Clinical Trial. Journal Article. Randomized Controlled Trial] *European Heart Journal*. 23(2):117-23, 2002 Jan.
159. Eikelboom JW. Anand SS. Mehta SR. Weitz JI. Yi C. Yusuf S. Prognostic significance of thrombocytopenia during hirudin and heparin therapy in acute coronary syndrome without ST elevation: Organization to Assess Strategies for Ischemic Syndromes (OASIS-2) study. [Clinical Trial. Journal Article. Randomized Controlled Trial] *Circulation*. 103(5):643-50, 2001 Feb 6.
160. Mehta SR. Eikelboom JW. Natarajan MK. Diaz R. Yi C. Gibbons RJ. Yusuf S. Impact of right ventricular involvement on mortality and morbidity in patients with inferior myocardial infarction. [Clinical Trial. Journal Article. Meta-Analysis. Multicenter Study. Randomized Controlled Trial] *Journal of the American College of Cardiology*. 37(1):37-43, 2001 Jan.
161. Anand SS. Yusuf S. Vuksan V. Devanesen S. Teo KK. Montague PA. Kelemen L. Yi C. Lonn E. Gerstein H. Hegele RA. Differences in risk factors, atherosclerosis and cardiovascular disease between ethnic groups in Canada: the study of health assessment and risk in ethnic groups (SHARE). [Journal Article] *Indian Heart Journal*. 52(7 Suppl):S35-43, 2000 Nov-Dec.
162. Anand SS. Yusuf S. Vuksan V. Devanesen S. Teo KK. Montague PA. Kelemen L. Yi C. Lonn E. Gerstein H. Hegele RA. McQueen M. Differences in risk factors, atherosclerosis, and cardiovascular disease between ethnic groups in Canada: the Study of Health Assessment and Risk in Ethnic groups (SHARE)[see comment]. [Journal Article] *Lancet*. 356(9226):279-84, 2000 Jul 22.

PUBLICATIONS in Chinese:

163. Yi, Qi-long, Zhang Zhao-huan: A Multistate model for prognostic Analysis of Patients with Pneumoconiosis. ACTA Med. Shanghai, 1991.7
164. Yi, Qi-long, Zhang Zhao-huan: A three state model for analyzing the relationship between cumulative exposure to dust and response. Chinese J Prev. Med., 1992, 26(5):278-80
165. Yi, Qi-long, Quian Wendy, Zhang Zhao-huan: Chiang's model for Survival data and it's application in the relation of dose- response. Applied Probability Statistics, 1991.3
166. Yi, Qi-long: Dynamics of inhaled dust particle in lung, ACTA Med. Shanghai, 1989.2
167. Yi, Qi-long, Zhang Zhao-huan: Method for evaluation of life length of silicotic patients, J. Lab. Med. 1989.4
168. Yi, Qi-long, Zhang Zhao -huan, Analysis of the prognosis of coal miners' pneumoconiosis with multistate model. J. Lab. Med. 1991
169. Yi, Qi-long, Estimation of the tumor incidence and prevalence based on the registered death information using multistate model. ACTA Med. Shanghai (suppl.). 1992.12.: 157-'58
170. Yi, Qi-long et al, Life Quality of elder people (>=65) in Shanghai County, Chinese J. Aged Med. 1993, 13(2):108-109
171. Lu Zhi-yin, Yi, Qi-long, Epidemiological investigation of prevalence of silicosis in Shanghai First Refractory Plant. Chinese J. Prev. Med., 1991
172. Wang Zhe-yao, Yi, Qi-long, The impact of age on prognoses in cirrhosis patients. Chinese J. Int. 1991
173. Fan Zhen,..., Yi, Qi-long,..., Factors influencing the effect of Radio- immunotherapy on liver cancer. ACTA Med. Shanghai, 1990.11 Vol.17
174. Wang Zhe-yao,..., Yi, Qi-long, An analysis of prognostic factors in cirrhosis. Chinese J. Dig. 1989.7

BOOK or JOURNAL PUBLICATIONS in Chinese:

1. **Yi, Qilong**, Multilevel analysis, in <<Applied Methods for Medical Research>> by Wang JH. Published in Peiking China , 2003, P464-480.
2. **Yi,Qi-long**, Survival analysis, In Encyclopedia of Medicine in China, Vol. I, Preventive Medicine. Edited by Gu Xueqi et al. Published by Shanghai Scientific and Technological Publish Co. 1992, P355-361.
3. Cai Wen-Wei, Yu Shun-Zhang and **Yi, Qilong** (Editors). ACTA ACADEMIAE MEDICINAE SHANGHAI, Vol.20, Supplement (Health Service in Shanghai Country) . 1993.
4. Shong Weiming, Cao Shuhua and **Yi, Qilong**. <<Multivariate Analysis in Medical Statistics>>, Published by Shanghai Medical University Press. 1993

This is Exhibit "E" referred to in the
Affidavit of Murray Krahn
sworn before me,
this 16th day of March, 2015

A handwritten signature in black ink, appearing to read "Murray Krahn", written over a horizontal line.

A COMMISSIONER FOR TAKING AFFIDAVITS

CURRICULUM VITAE

WILLIAM W. L. WONG

Personal Information

Affiliation: Toronto Health Economics and Technology Assessment Collaborative,
University of Toronto
Address: 144 College Street, 6th Floor, Room 658, Toronto, M5S 3M2, Canada
Telephone: (647) 992-7131
Fax: (416) 946-3719
Email: william.wong@theta.utoronto.ca
Web: <http://www.williamwllwong.com>

Education

- 2009 – 2012, Postdoctoral Fellow in Medical Decision Making and Health Economics, Institute of Health Policy, Management & Evaluation, University of Toronto, Toronto, Ontario, Canada
- 2002 – 2009, Ph.D. in Computer Science (Pharmacoinformatics), University of Waterloo, Ontario, Canada
- 1999 – 2000, M.Math. in Computer Science (Database), University of Waterloo, Ontario, Canada
- 1995 – 1999, B.Sc. in Computer Science and Statistics, York University, Ontario, Canada

Academic Appointment

- 2013 – current, Assistant Professor (status), Leslie Dan Faculty of Pharmacy, University of Toronto, Toronto, Ontario, Canada
- 2012 – current, Research Scientist, Toronto Health Economics and Technology Assessment Collaborative, University of Toronto, Ontario, Canada

External Grant

- **Wong W.W.L.** (PI), Krahn M., Bruneau J., Feld J., Feng Z.Z., Lee S.S., Mitsakakis, N. Myers, R.P., Pechlivanoglous, P., Powis, J., Rac, V.E. Cross sectional and longitudinal measures of quality of life and utility among patients with chronic hepatitis C virus infection, *Canadian Institutes of Health Research (CIHR) Operating Grant*, Ottawa, Ontario, Canada. (\$100,000) 2014 – 2015.
- **Wong W.W.L.** (PI), Sander B., Deeks S., Murphy K.J. Canadian Partnership Against Cancer's (CPAC) Cancer Risk Management Model (CRMM) Evaluation Case Study: The Cost-Effectiveness of Integrated Cervical Cancer Prevention Strategies in Ontario, Canadian Partnership Against Cancer, Toronto, Ontario, Canada (\$15,000) 2014.
- Chan K., Feld J., Hicks L., Krahn M., Pritchard K., **Wong W.W.L.** Clinical Effectiveness and Cost-Effectiveness of HBV Screening Before Adjuvant Chemotherapy in Patients with Early Stage Breast Cancer: A Modeling Perspective, *Canadian Breast Cancer Foundation Research Project Grant*, Toronto, Ontario, Canada. (\$105,040) 2013– 2014.

- Thein H., Dore G., Earle C.C., Feld J., Fisman D.N., Krahn M., **Wong W.W.L.** A pharmacoeconomic policy model for hepatitis C: development and applications, *Canadian Institutes of Health Research (CIHR) Operating Grant*, Ottawa, Ontario, Canada. (\$133,475) 2011 – 2013.
- Thein H., Earle C.C., Isaranuwachai W., Oliverira C., Tinmouth J., **Wong W.W.L.** Canadian Partnership Against Cancer's (CPAC) Cancer Risk Management Model (CRMM) Evaluation Case Study: Prevention for Colorectal Cancer, Canadian Partnership Against Cancer, Toronto, Ontario, Canada (\$15,000) 2011.

External Grant Under Review

- **Wong W.W.L.** (PI). Computational Methods in Drug Discovery, *Natural Sciences and Engineering Research Council of Canada (NSERC) Discovery Grant*, Ottawa, Ontario, Canada. (\$210,750) 2015 – 2020.
- **Wong W.W.L.** (PI). Better Health System through Computation, *Canadian Institutes of Health Research (CIHR) New Investigator Award*, Ottawa, Ontario, Canada. (\$300,000) 2015 – 2020.
- Rac V., Abrahamyan L., Carcone S., Fan I., Krahn M., Shahid N. Sahakyan Y. **Wong W.W.L.** Evaluation of Telehomecare Intervention for Patients with Heart Failure. Heart and Stroke Foundation of Canada (HSFC) Grants-in-Aid (\$295,011) 2015 – 2018.
- Rac V., Abrahamyan L., Fan I., Krahn M., Shahid N. Sahakyan Y. **Wong W.W.L.** Evaluation of Telehomecare for patients with Heart Failure or Chronic Obstructive Pulmonary Disease. *Technology evaluation in the elderly network (TVN) Catalyst Grant Program*. (\$100,000) 2015 – 2016.

Publications and Presentations

Refereed Journal

- **Wong W.W.L.**, Tu H-A., Feld, J., Wong, T., Krahn M. (2015). Cost-Effectiveness of Screening Hepatitis C in Canada. *Canadian Medical Association Journal (CMAJ)*, v187, 3:E110.
- Lee E.K, **Wong W.W.L.**, Trudeau M.E., Chan K.K. (2015). Cost-Effectiveness of Prophylactic Granulocyte Colony-Stimulating Factor for Febrile Neutropenia in Breast Cancer Patients Receiving FEC-D. *Breast Cancer Research and Treatment*, in press.
- Sander B., Ormanidhi O., **Wong W.W.L.**, Atkin, K., Murphy, J., Krahn M., and Deeks S. L. (2015). The Cost-Effectiveness of Integrated Cervical Cancer Prevention Strategies in the Ontario Setting – Can We Do Better? *International Journal of Cancer*, Revision Requested.
- **Wong W.W.L.**, Hicks L.K., Tu H-A, Pritchard K.I., Krahn M.D., Feld, J., Chan K.K.. (2015). Hepatitis B Virus Screening before Adjuvant Chemotherapy in Patients with Early Stage Breast Cancer: A Cost-Effectiveness Analysis. *Journal of the National Cancer Institute*, submitted.
- Riesco-Martinez M.C., Berry S., Ko Y., Mittmann N., Giotis A., Lien K., **Wong W.W.L.**, and Chan K.K. (2015). Cost effectiveness analysis of the use of EGFR

- inhibitors for wild type (WT) KRAS unresectable metastatic Colorectal Cancer (mCRC). *Journal of Clinical Oncology*, submitted.
- Wijeyesundera H., **Wong W.W.L.**, Bennell M., Fremes S. E., Radhakrishnan S., Peterson M., Ko, D.T. (2014). Impact of increasing wait times on the effectiveness of transcatheter aortic-valve replacement (TAVR) in high-risk and inoperable patients with severe aortic disease: a discrete event simulation model. *The Canadian Journal of Cardiology*, v30 10:1162-1169.
 - **Wong W.W.L.**, Griesman, J., Feng, Z. (2014). Imputing Genotypes Using Regularized Generalized Linear Regression Models. *Statistical Applications in Genetics and Molecular Biology*, v13 5:519-529.
 - **Wong W.W.L.**, Woo, G., Heathcote J.E., Krahn M. (2013). Disease Burden of Chronic Hepatitis B among Immigrants in Canada. *Canadian Journal of Gastroenterology*, v27, 3:137-147.
 - Oliverira C., Nguyen V.H., Wijeyesundera H., **Wong W.W.L.**, Woo, G., Grootendorst P., Liu P., Krahn M. (2013). Estimating the payoffs from cardiovascular disease research in Canada: an economic analysis. *CMAJ Open*, v1, 2:E83:E90.
 - Nguyen V.H., Oliverira C., Wijeyesundera H., **Wong W.W.L.**, Woo, G., Grootendorst P., Liu P., Krahn M. (2013). Canada's Contribution to Global Research in Cardiovascular Diseases. *The Canadian Journal of Cardiology*, v29, 6:742-746.
 - Oliverira C., Nguyen V.H., Wijeyesundera H., **Wong W.W.L.**, Woo, G., Liu P., Krahn M. (2012). How Much Are We Really Spending? The Estimation of the Expenditures on Cardiovascular Disease Research in Canada. *BMC Health Services Research*, v12:281.
 - **Wong W.W.L.** and Burkowski F. J. (2011). Using Kernel Alignment to Select Features of Molecular Descriptors in a QSAR study, *IEEE Transactions on Computational Biology and Bioinformatics*, v8, 5:1373-1384.
 - Feng Z., **Wong W.W.L.**, Gao X., Schenkel F. (2011). Generalized Genetic Association Study with Samples of related subjects, *Annals of applied statistics*, v5, 3:2109-2130.
 - **Wong W.W.L.**, Woo, G., Heathcote J.E., Krahn M. (2011). Cost Effectiveness of Screening Immigrants to Canada for Hepatitis B. *Liver International*, v31, 8:1179-1190.
 - **Wong W.W.L.** and Burkowski F. J. (2009). Predicting Multiple Binding Modes Using a Kernel Method Based on a Vector Space Model Molecular Descriptor, *International Journal of Computational Biology and Drug Design*, v2, 1:58-80.
 - **Wong W.W.L.** and Burkowski F. J. (2009). A Constructive Approach for Discovering New Drug Leads: Using a Kernel Methodology for the Inverse-QSAR Problem, *Journal of ChemInformatics*, v1:4

Reports

- **Wong W.W.L.**, Khoo E., Deeks S.L., Murphy J. and Sander B.. (2014). The Cost-Effectiveness of Integrated Cervical Cancer Prevention Strategies in Ontario. Canadian Partnership Against Cancer

- Murphy G., Farah B., **Wong W.W.L.**, Krahn M., Wells G., Chen L., Kelly S., Kaunelis D., Blouin J., Carrie A.. (2014). CADTH THERAPEUTIC REVIEW: Scientific Report: Direct Acting Antiviral Agents for Chronic Hepatitis C Genotype 1. Canadian Agency for Drugs and Technologies in Health
- **Wong W.W.L.**, Tu H.A., Chen W., Feld J., Krahn M.. (2013). Cost-Effectiveness of Screening Hepatitis C in Canada. Toronto Health Economics and Technology Assessment Collaborative
- **Wong W.W.L.**, Tu H.A., Chen W., Feld J., Krahn M.. (2013). Development of an Economic Policy Model for Hepatitis C. Toronto Health Economics and Technology Assessment Collaborative

Dissertation

- **Wong W. W. L.** (2009). Kernel methods in Computer-Aided Constructive Drug Design, Ph.D. dissertation, David R. Cheriton School of Computer Science, University of Waterloo.

Presentations:

- 2015, Canadian Agency for Drugs and Technologies in Health (CADTH) Symposium, Saskatoon, SK, Canada. "Cost-effectiveness of a one-time national hepatitis C screening program: impact of a selective drug reimbursement policy" Oral presentation.
- 2014, Canadian Agency for Drugs and Technologies in Health, Canadian Drug Expert Committee Meeting, Ottawa, Ontario, Canada. "Economic evaluation of direct-acting antiviral therapy for chronic hepatitis C Genotype 1." Invited presentation
- 2014, The 36th Annual Meeting of the Society for Medical Decision Making, Miami, FL, U.S.A. "Cost-Effectiveness of Screening Hepatitis C in Canada." Poster Presentation.
- 2014, The 36th Annual Meeting of the Society for Medical Decision Making, Miami, FL, U.S.A. "Cost-Effectiveness of Hepatitis B Virus Screening Before Adjuvant Chemotherapy in Patients with Early Stage Breast Cancer." Poster Presentation.
- 2014, American Society of Clinical Oncology (ASCO) Quality Symposium, Boston, MA, U.S.A. "HBV screening before adjuvant chemotherapy in patients with early breast cancer: A cost-effectiveness analysis." Poster Presentation.
- 2013, WHO technical consultation on the use of mathematical modelling for viral hepatitis programme planning, Geneva, Switzerland. "Two potential hepatitis C policy models in Canada." Invited presentation.
- 2013, The 35th Annual Meeting of the Society for Medical Decision Making, Baltimore, MA, U.S.A. "The hepatitis C drug pipeline: Collaboration between academic and HTA agency partners to develop an early economic model." Oral presentation.
- 2013, Public Health Agency of Canada: Hepatitis C Virus: Burden and Screening in Canada Workshop, Ottawa, Ontario, Canada. "Cost-Effectiveness of screening hepatitis C in Canada." Invited presentation.

- 2012, The 34th Annual Meeting of the Society for Medical Decision Making, Phoenix, AZ, U.S.A. “A Parallel Sliding Region Algorithm to Make Agent-based Modeling for Large Scale Simulation.” Poster presentation.
- 2011, The International Conference on Advances in Probability and Statistics, Hong Kong, China. “Kernel Alignment Feature Selection for Computational Drug Design.” Oral presentation.
- 2011, The 3rd International Conference on Infectious Disease Dynamics, Boston, MA, U.S.A. “Developing a complex agent network model to predict HIV and HCV incidence in Canada.” Poster presentation
- 2011, The 33rd Annual Meeting of the Society for Medical Decision Making, Chicago, IL, U.S.A. “Developing a Complex Agent Network Model to Predict HIV and HCV Incidence in Canada.” Oral presentation.
- 2011, The 33rd Annual Meeting of the Society for Medical Decision Making, Chicago, IL, U.S.A. “Disease Burden of Chronic Hepatitis B among Immigrants in Canada.” Poster presentation.
- 2010, American Association for the Study of Liver Diseases (AASLD) – The liver meeting, Boston, MA, U.S.A. “Cost Effectiveness of Screening Immigrants for Hepatitis B.” Poster presentation.
- 2010, The 32nd Annual Meeting of the Society for Medical Decision Making, Toronto, ON, Canada. “Cost Effectiveness of Screening Immigrants for Hepatitis B in Canada.” Poster presentation.
- 2010, International Conference on Statistics and Society, Beijing, China. “Generalized Genetic Association Study with Samples of Related Individuals.” Oral presentation.
- 2010, Canadian Agency for Drugs and Technologies in Health (CADTH) Symposium, Halifax, NS, Canada. “Cost Effectiveness of Screening Immigrants to Canada for Hepatitis B.” Poster presentation.

Research Experience

- **Postdoctoral Fellow**, 2010 – 2011, Department of Health Policy, Management & Evaluation, University of Toronto.
 - Project titled: “Model-based economic evaluation of hepatitis C treatment strategies in individuals co-infected with HIV in Canada”.
 - Supervisor: Dr. M. Krahn
- **Postdoctoral Fellow**, 2009 – 2010, Department of Health Policy, Management & Evaluation, University of Toronto.
 - Project titled: “Cost-Effectiveness of Screening Immigrants to Canada for Hepatitis B”.
 - Supervisors: Dr. J.E. Heathcote and Dr. M. Krahn
- **Research Assistant**, 2002–2009, School of Computer Science, University of Waterloo.
 - Project titled: “Kernel methods in Computer-Aided Constructive Drug Design”.
 - Supervisor: Dr. F. J. Burkowski
- **Research Assistant**, 1999–2000, School of Computer Science, University of Waterloo.
 - Project titled: “QX: A System for Visualizing and Mapping XML with SQL”.

Teaching Experience

- **Course Guest Lecturer**, 2013-2015, Leslie Dan Faculty of Pharmacy, University of Toronto
 - Course serve:
 - PHM425: Pharmacy practice research
 - PHM1128H: Introduction to Models and Methods of Research
 - PHM1132: Applied Health Economics
- **Course Tutor**, 2013-2014, Leslie Dan Faculty of Pharmacy, University of Toronto
 - Course serve:
 - PHM213: health economics and pharmacoeconomics
 - HAD5304: clinical decision-making and cost-effectiveness analysis
- **Course Instructor**, 2004 – 2009, School of Computer Science, University of Waterloo.
 - Courses taught:
 - *Introduction to Computer Usage* (winter 2009)
 - *Business Systems Analysis* (summer 2006).
 - *Introduction to Computer Programming* (fall 2004 and summer 2005).
- **Teaching Assistant**, 1999 – 2000, 2002 – 2007, School of Computer Science, University of Waterloo.
 - Distinguished Teaching Assistantship Award, 2002.
 - Served as a teaching assistant for various courses in all undergraduate levels including: *Principles of Computer Science*, *Foundations of Sequential Programs*, *Computer Organization & Design*, *Introduction to Algorithm*, *Business Systems Analysis*, and *Structural Bioinformatics*.

Supervision Experience

- **Principal Supervisor**
 - Edwin Khoo (research associate), 2014/5 – 2014/10, project: Cost-effectiveness of integrated cervical Cancer prevention strategies in Ontario
- **Co-supervisor (Unofficial)**
 - Yasmin Saeed (MSc), 2014/9 – current, project: Measures of Quality of Life and Utility among Patients with Chronic Hepatitis C Virus Infection
 - Hong-ah Tu (post-doctorate), 2012/5 – 2013/5, project: Cost-Effectiveness of Screening Hepatitis C in Canada
- **Academic Advisor**
 - Hooman Zangneh (MSc), 2013/9 – current, project: Cost-Effectiveness Analysis of hepatocellular carcinoma screening in patients with hepatitis C related cirrhosis after sustained virological response
 - Ghassan Awadel Karim (MD), 2014/7 – current, project: Cost-effectiveness of interferon-free antivirals compared to standard treatment (Pegylated-interferon with Ribavirin) in Egyptians with Chronic Hepatitis C infection

Other Academic Activities

- Clinical, Social and Administrative Pharmacy Seminars Coordinator 2014 – 2015
- External Mitacs Accelerate grant committee member 2014
- Reviewer for
 - BMC Health Service Research, 2015
 - Hepatology, 2014
 - Pharmacoeconomics, 2014
 - Vaccine, 2013-2014
 - BMC Public Health, 2013
 - Preventing Chronic Disease, 2013, 2014
 - Journal of Hepatology, 2012
 - World Journal of Gastroenterology, 2012
 - Global Health Perspectives, 2012
 - Society for Medical Decision Making Meeting (SMDM) 2011-2013

Academic Awards and Achievements

- 2008 – 2009, University of Waterloo Ph.D. Completion Award
- 2002 – 2003, School of Computer Science Distinguished Teaching Award
- 1999 – 2003, University of Waterloo Graduate Scholarship

Industrial Experience

- **Software Developer**, 2000 – 2001, SWI Systemware Inc., Toronto, Ontario, Canada.

Computer Proficiency

- **Programming Languages:**
 - C/C++, Java, Java Script, Python, Perl, CORBA, Pascal and Visual Basic.
- **Statistical Software:**
 - R, SAS, SPlus, SPSS and Minitab.
- **Decision Making Software**
 - TreeAge Pro, MS-Excel, and Decision Manager.
- **Mathematical Modeling Software:**
 - AnyLogic, Arena, MATLAB, Simulink, and Mathematica.
- **Database:**
 - Oracle, MS SQL Server, Sybase SQL Server, IBM DB2, and MySQL.
- **Operating Systems:**
 - Unix, Linux, MS Windows, Mac OSX, and Sun Solaris.

Professional Memberships

- Society for Medical Decision Making (SMDM)
- American Society of Clinical Oncology (ASCO)
- Institute of Electrical and Electronics Engineers (IEEE)
- Association for Computing Machinery (ACM)
- International Society for Computational Biology (ISCB)

- Molecular Graphics and Modelling Society (MGMS)